

Elliptic flow of deuterons in relativistic heavy-ion collisions

Yongseok Oh^{*} and Che Ming Ko[†]

*Cyclotron Institute and Physics Department,
Texas A&M University, College Station, TX 77843-3366, U.S.A.*

(Dated: October 25, 2018)

Abstract

Using a dynamical model based on the $NN \rightarrow d\pi$, $NNN \rightarrow dN$, and $NN\pi \rightarrow d\pi$ reactions and measured proton and pion transverse momentum spectra and elliptic flows, we study the production of deuterons and their elliptic flow in heavy ion collisions at RHIC. The results are compared with those from the coalescence model. The deviation of deuteron elliptic flow from the constituent nucleon number scaling expected from the coalescence model and the comparison with the experimental data are discussed in connection to the allowed nucleon phase space in these reactions.

PACS numbers: 25.75.-q, 25.75.Dw, 25.75.Ld

^{*}Electronic address: yoh@comp.tamu.edu

[†]Electronic address: ko@comp.tamu.edu

I. INTRODUCTION

The elliptic flow of particles in heavy ion collisions is a measure of the strength of the second Fourier coefficient in the azimuthal angle distribution of particle transverse momentum relative to the reaction plane [1, 2]. Significant information on the properties of the hot dense matter formed during the initial stage of heavy ion collisions has been obtained from the study of elliptic flow [3, 4, 5]. In heavy ion collisions at the Relativistic Heavy Ion Collider (RHIC) [6, 7], measured elliptic flow at low transverse momentum shows a mass ordering, i.e., the strength of elliptic flow of identified hadrons decreases with increasing hadron masses, and this has been well described by ideal hydrodynamics [8] as well as by the transport model [9]. Furthermore, the elliptic flows of identified hadrons, particularly at intermediate transverse momenta, are seen to follow a constituent quark number scaling, i.e., the dependence of hadron elliptic flows on hadron transverse momentum becomes similar if both are divided by the number of constituent quarks in a hadron. This scaling behavior of hadron elliptic flows is consistent with the predictions of the quark coalescence model for hadron production from produced quark-gluon plasma in relativistic heavy ion collisions [10, 11, 12, 13, 14].

Recently, the elliptic flow of deuteron has also been measured at RHIC [15, 16, 17]. These measurements show that the deuteron elliptic flow seems to scale with its constituent nucleon number, implying that the quark number scaling of elliptic flows holds not only for hadrons but also for the deuteron. Since deuteron production in heavy-ion collisions could be described by the coalescence of protons and neutrons at freeze out [18], the observed nucleon number scaling of the deuteron elliptic flow is thus not surprising. In the simplest coalescence model [13, 14] which involves only comoving particles, the deuteron yield in momentum space is proportional to the product of the proton and neutron densities at half the momentum of produced deuteron, i.e., $\mathbf{p}_p = \mathbf{p}_n = \mathbf{p}_d/2$, and the deuteron elliptic flow would satisfy exactly the nucleon number scaling and thus the quark number scaling as well. This strong momentum constraint is relaxed in the more general coalescence model [18] that takes into account the nucleon momentum spread in the deuteron. As in the case of hadron production from quark coalescence [10], the more general coalescence model would lead to a small deviation of the scaled deuteron elliptic flow from that of nucleons.

Although the momentum conservation is maintained in the coalescence model, the energy conservation is not satisfied. Some doubt has thus been raised on the applicability of the coalescence model, especially in low transverse momentum region [19, 20]. Investigating the consequences arising from the energy conservation condition is therefore required to test the coalescence model and to understand the constituent number scaling of elliptic flows in low transverse momentum region. In this work, this question will be addressed by studying deuteron production and elliptic flow in heavy-ion collisions based on a dynamical approach that satisfies both energy and momentum conservations. Specifically, deuteron production in the present study will be treated through $NN \rightarrow d\pi$, $NNN \rightarrow dN$, and $NN\pi \rightarrow d\pi$ reactions. Since this approach is based on physical scattering processes for deuteron production, the energy-momentum conservation is always satisfied. By comparing the physically allowed nucleon phase space for deuteron production with that involved in the coalescence model, we can study the consequences of the energy conservation condition. In a realistic study, these reactions need to be included in the hadronic stage of relativistic heavy ion collisions either via a microscopic transport model [21] or a schematic kinetic model [22] to take into account all possible deuteron production and dissociation processes. Since the

elliptic flow of particles during the hadronic evolution does not change much as the initial spatial asymmetry through which the elliptic flow is generated has decreased significantly during the evolution of the partonic stage [9], we can therefore calculate the deuteron yield and elliptic flow based on the deuteron production rate from nucleons at freeze out.

This paper is organized as follows. In Section II, we first give a brief description of the coalescence model that will be used to compare with the results from the dynamical model employed in the present study for deuteron production. We then consider in Section III and Section IV deuteron production from the two-body reaction $NN \rightarrow d\pi$ and three-body reactions $NNN \rightarrow dN$ and $NN\pi \rightarrow d\pi$, respectively, with their cross sections obtained from a hadronic model that is based on empirically determined parameters [23]. In Section V, nucleon and pion transverse momentum spectra and elliptic flows, which are needed in both the coalescence model and the dynamical model for studying deuteron production, are discussed. Results on deuteron transverse momentum spectrum and elliptic flow are then compared with available experimental data from RHIC as well as those from the coalescence model in Section VI, where we further compare the nucleon phase space involved in our dynamical model with that in the coalescence model. Section VII contains the summary and discussions. Details on the reaction amplitudes for both two-body and three-body reactions are given in Appendixes A and B, respectively.

II. DEUTERON PRODUCTION IN THE COALESCENCE MODEL

In the coalescence model, the probability for the production of a bound composite particle from a many-particle system is determined by the overlap of the wave functions of coalescing particles with the internal wave function of the composite particle [24]. Assuming that nucleons are uniformly distributed in space, the momentum spectrum of deuterons formed from the coalescence of nucleons is given by

$$\frac{dN_d}{d^3\mathbf{p}_d} = \frac{3}{4} \frac{V}{(2\pi)^3} \int d^3\mathbf{p}_1 d^3\mathbf{p}_2 f_p(\mathbf{p}_1) f_n(\mathbf{p}_2) |\Psi_d((\mathbf{p}'_1 - \mathbf{p}'_2)/2)|^2 \delta^{(3)}(\mathbf{p}_1 + \mathbf{p}_2 - \mathbf{p}_d). \quad (1)$$

In the above, the factor $3/4$ is the probability for a proton and a neutron to form a spin triplet state like that in a deuteron; $f_p(\mathbf{p}_1)$ and $f_n(\mathbf{p}_2)$ are, respectively, the proton and neutron momentum distributions in the hadronic matter of volume V at freeze out, and they are related to the proton number N_p and neutron number N_n by $V \int \frac{d^3\mathbf{p}}{(2\pi)^3} f_{p,n}(\mathbf{p}) = N_{p,n}$; Ψ_d is the deuteron wave function in the momentum space with \mathbf{p}'_1 and \mathbf{p}'_2 denoting, respectively, the momenta of the proton and neutron in the deuteron rest frame. In the more general case of non-uniform nucleon distribution and/or with collective flow, additional spatial integrals would appear in Eq. (1), and the deuteron momentum space wave function is replaced by its Wigner function which describes both the relative momentum and spatial distributions of the two nucleons in a deuteron [25, 26].

For the deuteron wave function, we use the one given by Hulthén. In the momentum space, it is given by

$$\Psi_d(k) = \frac{\sqrt{(\alpha_d + \beta_d)^3 \alpha_d \beta_d}}{\pi(\alpha_d^2 + k^2)(\beta_d^2 + k^2)}, \quad (2)$$

with $\alpha_d = 0.23 \text{ fm}^{-1}$ and $\beta_d = 1.61 \text{ fm}^{-1}$ [26] and is normalized as $\int d^3\mathbf{k} |\Psi_d(k)|^2 = 1$. It should be mentioned that this more general coalescence model still does not respect the energy conservation condition.

In the naive coalescence model, the deuteron wave function in the momentum space is taken to be a delta function. In this case, the transverse momenta $\mathbf{p}_{T,1}$ and $\mathbf{p}_{T,2}$ of the nucleons forming the deuteron are restricted not only in magnitude but also in direction so that $\mathbf{p}_{T,1} = \mathbf{p}_{T,2} = \mathbf{p}_{T,d}/2$ with $\mathbf{p}_{T,d}$ being the deuteron transverse momentum [13, 14]. As a result, the scaling of the nucleon elliptic flow $v_{2,N}$ and the deuteron elliptic flow $v_{2,d}$ according to their constituent nucleon numbers is exact, i.e., $v_{2,d}(p_T) = 2v_{2,N}(p_T/2)$ [14, 27].

III. DEUTERON PRODUCTION FROM TWO-BODY REACTIONS

For deuteron production from two-body nucleon-nucleon reactions, the dominant reaction is $NN \rightarrow d\pi$ due to the small pion mass and the strong pion-nucleon coupling. Indeed, experimental observations have shown that the cross section for the $NN \rightarrow d\pi$ reaction is much larger than the cross sections for deuteron production from other two-body reactions [23]. In contrast to the coalescence model, in which the deuteron is formed from a proton and a neutron in the hadronic matter, not only the pn reaction but also the pp and nn reactions can produce a deuteron in the $NN \rightarrow d\pi$ reaction as the pion, which has isospin one, can carry away the mismatched isospin.

The production rate of deuterons with momentum \mathbf{p}_d from the $NN \rightarrow d\pi$ reaction can be written as

$$\begin{aligned} \frac{d\mathcal{R}_d}{d^3\mathbf{p}_d} = & \frac{1}{(2\pi)^3 2E_d} \int \prod_{i=1}^2 \frac{d^3\mathbf{p}_i}{(2\pi)^3 2E_i} f_N(\mathbf{p}_i) \frac{d^3\mathbf{p}_\pi}{(2\pi)^3 2E_\pi} [1 + f_\pi(\mathbf{p}_\pi)] \\ & \times |\mathcal{M}(NN \rightarrow d\pi)|^2 (2\pi)^4 \delta^{(4)} \left(\sum_{i=1}^2 \mathbf{p}_i - \mathbf{p}_\pi - \mathbf{p}_d \right), \end{aligned} \quad (3)$$

where $f_N(\mathbf{p})$ and $f_\pi(\mathbf{p}_\pi)$ are nucleon and pion momentum distribution functions with the latter normalized to the pion number in the hadronic matter. We have assumed here that the proton and neutron densities in the hadronic matter are the same for simplicity. The average of initial spin and isospin states and sum over final spin and isospin states are included in the squared transition amplitude $|\mathcal{M}(NN \rightarrow d\pi)|^2$. Details on the amplitude for the $NN \rightarrow d\pi$ reaction are given in Appendix A. Compared with the coalescence model, Eq. (3) shows that both energy and momentum are always conserved due to the produced pion. This allows nucleons with higher momentum to produce a low-momentum deuteron since the pion can carry off the excess energy of the two nucleons. As a result, there is no *a priori* restriction on the momenta such as $p_{T,d} \approx 2p_{T,N}$ as in the coalescence model. Instead, the nucleon distribution and the energy-momentum conservation condition determine the most plausible configurations of nucleon momentum for producing the deuteron.

IV. DEUTERON PRODUCTION FROM THREE-BODY REACTIONS

Deuterons can also be produced from three-body reactions such as $NNN \rightarrow dN$ and $NN\pi \rightarrow d\pi$. The reaction $NNN \rightarrow dN$ is known to dominate deuteron production in low-energy heavy ion collisions [28, 29]. Because of the large abundance of pions in the produced hadronic matter in heavy ion collisions at RHIC, the reaction $NN\pi \rightarrow d\pi$ becomes also possible.

A. $NNN \rightarrow dN$ reaction

For the $NNN \rightarrow dN$ reaction, the production rate for deuterons of momentum \mathbf{p}_d is given by

$$\begin{aligned} \frac{d\mathcal{R}_d}{d^3\mathbf{p}_d} = & \frac{1}{(2\pi)^3 2E_d} \int \prod_{i=1}^3 \frac{d^3\mathbf{p}_i}{(2\pi)^3 2E_i} f_N(\mathbf{p}_i) \frac{d^3\mathbf{p}_N}{(2\pi)^3 2E_N} [1 - f_N(\mathbf{p}_N)] \\ & \times |\mathcal{M}(NNN \rightarrow dN)|^2 (2\pi)^4 \delta^{(4)} \left(\sum_{i=1}^3 \mathbf{p}_i - \mathbf{p}_N - \mathbf{p}_d \right). \end{aligned} \quad (4)$$

The presence of the third nucleon in the initial state leads to a very different nucleon phase space in deuteron formation, as the third (spectator) nucleon can ensure the energy-momentum conservation. Since the nucleon mass is much larger than the pion mass, the effect of the spectator nucleon is different from that of the pion produced in the $NN \rightarrow d\pi$ reaction and thus could affect the elliptic flow of produced deuteron differently. The amplitude for the $NNN \rightarrow dN$ reaction can be obtained from its inverse reaction $dN \rightarrow NNN$, which has been studied in Refs. [29, 30, 31] based on the full NN elastic scattering amplitude. Instead of such a complete study, we approximate the amplitude for the reaction $NNN \rightarrow dN$ by extending the amplitude we derived in the previous section for the $NN \rightarrow d\pi$ reaction to an off-shell pion that is absorbed by the third spectator nucleon. Details on the modeling of the amplitude $\mathcal{M}(NNN \rightarrow dN)$ are given in Appendix B.

B. $NN\pi \rightarrow d\pi$ reaction

The same method introduced in the above for the $NNN \rightarrow dN$ reaction can be used for the amplitude of the $NN\pi \rightarrow d\pi$ reaction, i.e., the subprocess $NN \rightarrow d\pi$ is replaced by $NN \rightarrow d\rho$ with the off-shell rho meson absorbed by the spectator pion. Details on the modeling of the amplitude $\mathcal{M}(NN\pi \rightarrow d\pi)$ are also given in Appendix B. In terms of the nucleon and pion momentum distributions the production rate for deuterons with momentum \mathbf{p}_d from this reaction is given by

$$\begin{aligned} \frac{d\mathcal{R}_d}{d^3\mathbf{p}_d} = & \frac{1}{(2\pi)^3 2E_d} \int \prod_{i=1}^2 \frac{d^3\mathbf{p}_i}{(2\pi)^3 2E_i} f_N(\mathbf{p}_i) \frac{d^3\mathbf{p}_3}{(2\pi)^3 2E_3} f_\pi(\mathbf{p}_3) \frac{d^3\mathbf{p}_\pi}{(2\pi)^3 2E_\pi} [1 + f_\pi(\mathbf{p}_\pi)] \\ & \times |\mathcal{M}(NN\pi \rightarrow d\pi)|^2 (2\pi)^4 \delta^{(4)} \left(\sum_{i=1}^3 \mathbf{p}_i - \mathbf{p}_\pi - \mathbf{p}_d \right). \end{aligned} \quad (5)$$

V. NUCLEON AND PION TRANSVERSE MOMENTUM DISTRIBUTIONS

Both the coalescence model and the dynamical model use as input the nucleon momentum distribution at freeze out. Moreover, the pion momentum distribution at freeze out is also needed in the dynamical model. For heavy ion collisions at RHIC, both nucleon and pion rapidity distributions are approximately uniform in the mid-rapidity region, i.e., $|y| \leq 0.5$, which we will assume in the present study. In this case, only their transverse momentum distributions are needed. In the following, we discuss how these distributions are obtained.

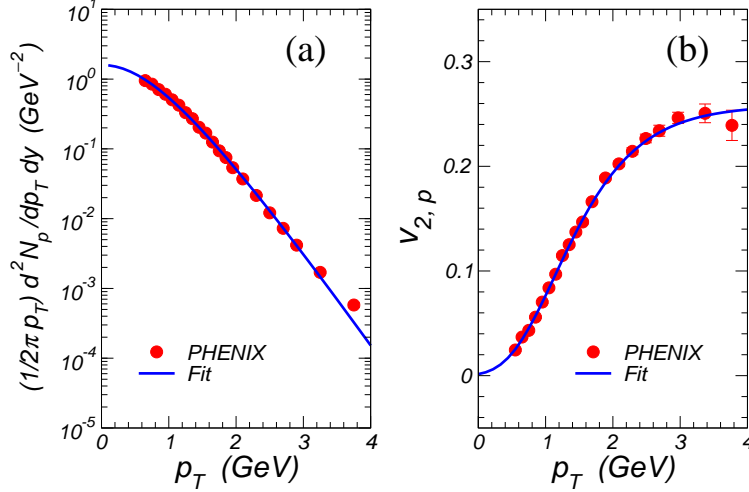


FIG. 1: (Color online) (a) p_T spectrum of protons. The solid line is half of the parameterized nucleon distribution [Eq.(6)]. Experimental data are from Ref. [32] for the minimum-bias proton spectrum (filled square). (b) Nucleon differential elliptic flow $v_2(p_T)$. The solid line is the parameterized one [Eq. (7)] and filled squares are experimental data from Ref. [16].

A. Nucleon spectrum and elliptic flow

For the nucleon p_T distribution $f_N(\mathbf{p}_T)$, we take it to have the form

$$f_N(\mathbf{p}_T) = \gamma_N \exp(-m_T/T_{\text{eff}}) [1 + v_{2,N}(p_T) \cos(2\phi)], \quad (6)$$

where $m_T = \sqrt{M_N^2 + p_T^2}$ with the nucleon mass M_N and ϕ being the azimuthal angle of the nucleon transverse momentum with respect to the reaction plane. We have introduced a dimensionless parameter γ_N to compensate for the effects caused by using the effective inverse slope parameter T_{eff} instead of the temperature of the system together with the radial flow effect. The parameter γ_N also contains the density of spin and isospin states as well as the possible effect due to finite nucleon chemical potential.

The inverse slope parameter in the nucleon p_T spectrum [Eq.(6)] is determined to be $T_{\text{eff}} = 295$ MeV by using the experimental data of Ref. [32] for the minimum bias proton p_T spectrum. Taking the effective volume of the hadronic matter at freeze-out in minimum bias collisions to be $V \approx 3,700$ fm³, which is about 1/3 of the estimated hadronic matter volume in central Au+Au collisions at $\sqrt{s_{NN}} = 200$ GeV [22], we obtain $\gamma_N = 0.021$ for the value of the parameter in Eq. (6).¹ The comparison of our parameterized proton p_T spectrum, which is half of the nucleon p_T spectrum, with the experimental data is shown in panel (a) of Fig. 1.

For the nucleon elliptic flow $v_{2,N}$, we assume that it is the same for both protons and neutrons and parameterize it in the form of the Fisher-Tippett (or Gumbel) distribution function [34], i.e.,

$$v_{2,N}(p_T) = \alpha_N \exp \left\{ -\exp [(\lambda_N - p_T)/\beta_N] \right\}. \quad (7)$$

¹ The difference of the proton p_T spectrum in minimum bias and in central collisions shows that the volume of the hadronic matter in the minimum bias collision is about 1/3 of that in the central collision when the data are parameterized using Eq. (6).

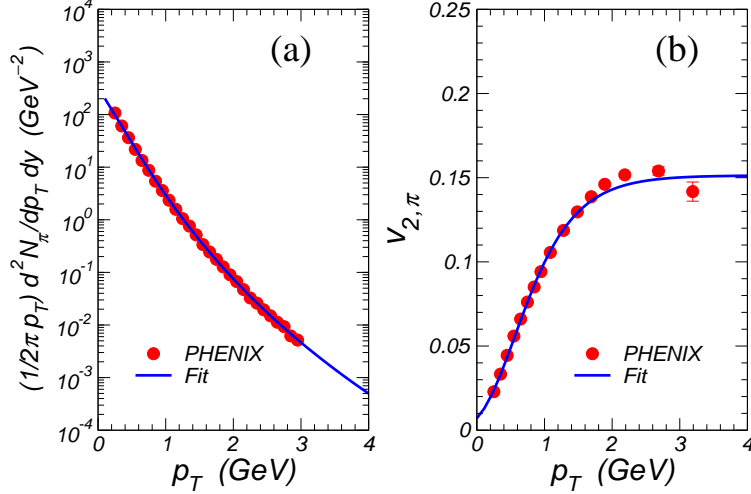


FIG. 2: (Color online) p_T spectrum (panel (a)) and v_2 (panel (b)) of pions. Solid lines are parametrization of Eqs. (8) and (9). Experimental data are from Refs. [15, 32].

We use the experimental data of Ref. [16] for the proton v_2 , which were measured for 20–60% centrality, to fix the parameters. This gives $\alpha_N = 0.258$, $\beta_N = 0.683$ GeV, and $\lambda_N = 1.128$ GeV. This parametrization is shown in panel (b) of Fig. 1 together with the experimental data of Ref. [16]. Our parametrization gives similar results in the measured p_T region as the parametrization $a \tanh(bp_T + c)$, which was introduced in Ref. [35] for quarks. But using the latter form would lead to a negative v_2 at small p_T . Although there is no experimental information on the nucleon v_2 at very low p_T region, hydrodynamic model studies [36, 37] show that the nucleon v_2 produced in heavy ion collisions at RHIC has non-negative values [5]. Since the hydrodynamic calculations are expected to reasonably describe v_2 at low p_T region, we employ the form of Eq. (7) which gives non-negative $v_{2,N}$ even for very small p_T . We may also take the proton v_2 to have the form $\alpha' p_T + \beta' p_T^3$ for $p_T \leq p_T^0$ and $a \tanh(bp_T + c)$ for $p_T \geq p_T^0$, which gives a similar result as Eq. (7) if we choose $p_T^0 = 0.75$ GeV, $a = 0.293$, $b = 0.460$ GeV $^{-1}$, $c = -0.175$, $\alpha' = 0.0332$ GeV $^{-1}$, and $\beta' = 0.0579$ GeV $^{-3}$.

B. Pion spectrum and elliptic flow

For the pion p_T spectrum, the parametrization used for the nucleon p_T spectrum [Eq.(6)] does not work well as it is affected by resonance decays [35, 38]. Instead, we use the parametrization,

$$f_\pi(\mathbf{p}_T) = \gamma_\pi \left(1 + \frac{p_T}{\alpha_\pi}\right)^{\beta_\pi} [1 + v_{2,\pi}(p_T) \cos(2\phi)], \quad (8)$$

with $\alpha_\pi = 1.29$ GeV, $\beta_\pi = -12.0$, and $\gamma_\pi = 2.0$ determined from the experimental data of the PHENIX Collaboration [32]. For the pion v_2 , it is parameterized as in Eq. (7),

$$v_{2,\pi}(p_T) = \alpha_\pi \exp \{ - \exp [(\lambda_\pi - p_T) / \beta_\pi] \}, \quad (9)$$

with $\alpha_\pi = 0.184$, $\beta_\pi = 0.461$ GeV, and $\lambda_\pi = 0.547$ GeV to fit the PHENIX experimental data [15]. The comparison of our parametrization with experimental data is shown in Fig. 2.

VI. RESULTS

With the above proton and pion p_T spectra and elliptic flows as inputs, we calculate in this Section the deuteron p_T spectrum and v_2 from the dynamical model and compare the results with experimental data as well as those from the coalescence model.

A. Deuteron spectrum and elliptic flow from two-body reactions

In terms of rapidity and transverse momentum, Eq. (3) for the deuteron production rate can be written as

$$\begin{aligned} \frac{d^3\mathcal{R}_d}{d^2\mathbf{p}_{T,d}dy_d} &= \frac{1}{8(2\pi)^8} \int \prod_{i=1}^2 dy_i dp_{T,i} d\phi_i p_{T,i} f_N(\mathbf{p}_{T,i}) [1 + f_\pi(\mathbf{p}_1 + \mathbf{p}_2 - \mathbf{p}_d)] \\ &\times |\mathcal{M}(NN \rightarrow d\pi)|^2 \delta((p_1 + p_2 - p_d)^2 - M_\pi^2). \end{aligned} \quad (10)$$

The deuteron p_T spectrum is then obtained by multiplying the above rate by the volume of the hadronic matter at freeze out $V \approx 3,700 \text{ fm}^3$ and the time interval $\Delta\tau \approx 4 \text{ fm}/c$. The latter value is chosen to reproduce reasonably measured deuteron spectrum. It takes into account the fact that in a more microscopic approach that follows the production and dissociation of deuterons from the reaction $NN \rightarrow d\pi$ as well as the deuteron elastic scattering, deuterons are expected to be produced over a finite time interval from the expanding hadronic matter formed in heavy ion collisions. To extract the elliptic flow v_2 of produced deuterons, we further express the result as

$$\frac{d^3N_d}{p_{T,d}dp_{T,d}d\Phi_d dy_d} = f_d(p_{T,d}, y_d) [1 + 2v_{2,d}(p_{T,d}) \cos(2\Phi_d)], \quad (11)$$

where Φ_d is the azimuthal angle of produced deuteron and $\phi_{1,2}$ are those of the two nucleons relative to the reaction plane. Because of the δ -function which comes from the energy-momentum conservation and the pion on-shell condition, one of the nucleon azimuthal angles is constrained by kinematics. This is different from the assumption in the naive coalescence model that the direction of the nucleon momentum is constrained to $\phi_1 = \phi_2 = \Phi_d$.

The resulting deuteron p_T spectrum using the phenomenological scattering amplitude given in Appendix A for the $NN \rightarrow d\pi$ reaction is shown by the solid line in panel (a) of Fig. 3. Compared with the measured p_T spectrum of deuterons shown by filled circles, ours is softer. This result indicates that the radial flow effect on produced deuterons is not fully taken into account in the dynamical model. Since the cross sections for πd elastic and inelastic scatterings are comparable at pion kinetic energy of around 100 MeV [39], deuterons produced from the dynamic model are expected to suffer further scatterings and thus to approach thermal equilibrium with pions. To properly treat the radial flow effect on produced deuteron spectrum requires the inclusion of the processes considered in present study in a non-equilibrium transport model, such as the ART model [40]. As we are mainly interested in studying the effect of energy conservation on the deuteron elliptic flow, we will leave such more realistic approach to a future study. Surprisingly, the deuteron p_T spectrum obtained from Eq. (1) of the coalescence model agrees better with the data as shown by the dashed line.

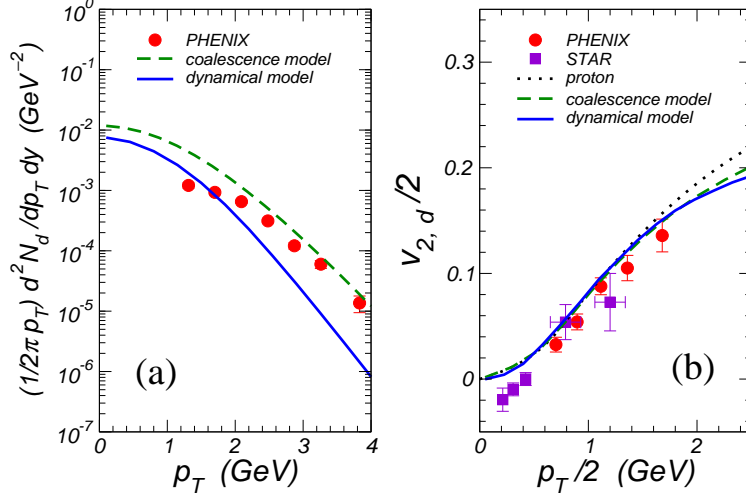


FIG. 3: (Color online) (a) p_T spectrum of deuterons. Experimental data are from Ref. [33] for the minimum-bias collisions (filled circle). (b) Scaled deuteron elliptic flow v_2 as a function of $p_T/2$ at $y_d = 0$. The dotted line is the nucleon elliptic flow $v_{2,N}$ of Eq. (7). Experimental data are from the PHENIX Collaboration [16] (filled circles) and the STAR Collaboration [17] (filled squares). In both figures, the dashed and solid lines are results from the coalescence model of Eq. (1) and the dynamical model in the present work, respectively.

Results from the dynamical model [Eq. (1)] for the scaled deuteron v_2 , i.e., $v_{2,d}/2$, are shown by the solid line in panel (b) of Fig. 3 as a function of $p_T/2$. Compared to the experimental data shown by filled circles from the PHENIX Collaboration and by filled squares from the STAR Collaboration, our model can describe both reasonably well, particularly those from the PHENIX Collaboration [16]. The calculated deuteron v_2 is, however, always positive, which is not consistent with the negative values of deuteron v_2 at small p_T seen in the preliminary STAR data [17]. This may again be related to our neglect of final-state interactions of produced deuterons. If the nucleon number scaling of deuteron v_2 is exact as in the naive coalescence model, the scaled deuteron elliptic flow $v_{2,d}(p_T/2)/2$ should be identical to the nucleon elliptic flow $v_{2,N}(p_T)$ [Eq. (7)] shown by the dotted line. Although some deviations are found between the two curves at large p_T region, our result supports the idea of the nucleon number scaling of $v_{2,d}$. Furthermore, our result is very similar to that of the more general coalescence model for deuteron production (dashed lines). In the considered energy region, the two approaches give nearly the same $v_{2,d}$. This may indicate that the momentum conservation in the coalescence model plays a more important role than the energy conservation that is not respected by the coalescence model.

As we have discussed before, even in the more general coalescence model [Eq.(1)], the momenta of the constituent particles are still nearly aligned to the momentum of the produced particle. In the case of deuteron, this is because the deuteron wave function prefers nearly equal momenta for its constituent nucleons, i.e. $k = 0$ in Eq. (2). Combined with the momentum conservation, this leads to $\mathbf{p}_d/2 \approx \mathbf{p}_1 \approx \mathbf{p}_2$, but keeping $\mathbf{p}_d = \mathbf{p}_1 + \mathbf{p}_2$. Therefore, although employing the physical deuteron wave function can relax the momentum constraint $\mathbf{p}_d/2 = \mathbf{p}_1 = \mathbf{p}_2$, the momenta of the constituent nucleons remain restricted and take only

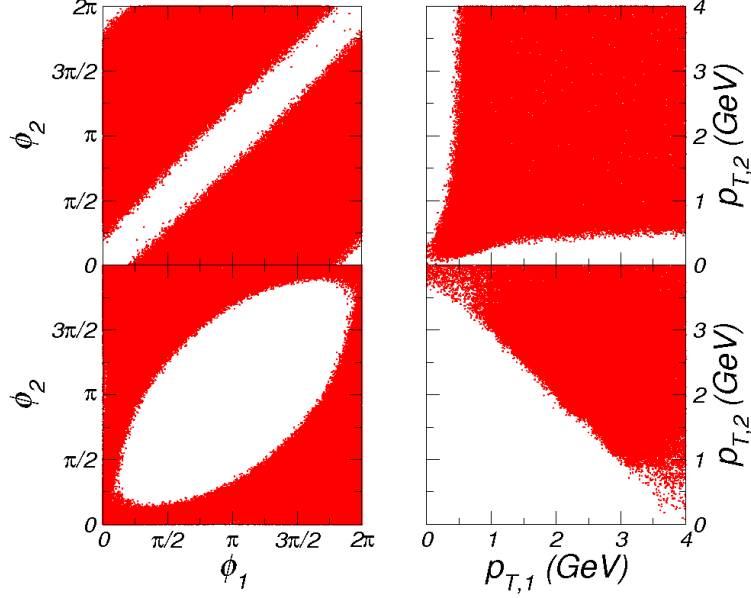


FIG. 4: (Color online) The allowed regions of \mathbf{p}_1 and \mathbf{p}_2 in $NN \rightarrow d\pi$ reaction. The empty space represents the unphysical phase space. Left panels show the phase space in the azimuthal angles ϕ_1 and ϕ_2 of the two nucleons and right panels show the phase space in $|\mathbf{p}_{T,1}|$ and $|\mathbf{p}_{T,2}|$. Upper panels are for $p_{T,d} = 0.1$ GeV and lower panels for $p_{T,d} = 4.0$ GeV. The deuteron azimuthal angle is fixed at $\Phi_d = 0$.

values around the region that appears in the naive coalescence model, which in turn brings the p_T dependence of deuteron v_2 to scale approximately according to its constituent nucleon number.

In the dynamical model, the role of the deuteron wave function appears through the squared transition amplitude for $NN \rightarrow d\pi$, where the energy is conserved. As a result, the allowed momenta of the nucleons forming the outgoing deuteron are different from those in the coalescence model. This can be seen in Fig. 4, which shows the allowed momenta $\mathbf{p}_{T,1}$ and $\mathbf{p}_{T,2}$ of nucleons to form a deuteron of $p_{T,d} = 0.1$ GeV (upper panels) and 4.0 GeV (lower panels) with $\Phi_d = 0$. The naive coalescence model allows only one point in each figure, namely $\phi_1 = \phi_2 = 0$ in the left panels and $p_{T,1} = p_{T,2} = p_{T,d}/2$ in the right panels. The more general coalescence model would allow a larger region, but the major contribution comes from the region of $(p_{T,1}, p_{T,2}) \approx (p_{T,d}/2, p_{T,d}/2)$ and $(\phi_1, \phi_2) \approx (0, 0)$ (modulo 2π). The dynamical model based on the $NN \rightarrow d\pi$ reaction covers, on the other hand, the phase space shown by the shaded areas in the figure, which may or may not include those involved in the coalescence model. For the phase space in transverse momenta, because of the exponential form of the nucleon p_T distribution function, the main contribution in the dynamical approach still comes from that allowed in the more general coalescence model, i.e. $p_{T,1} \approx p_{T,2}$. For the phase space in the azimuthal angles, one can find that the region allowed in the dynamical model for $p_{T,d} = 4.0$ GeV (the lower-left panel of Fig. 4) covers that of the coalescence model, which gives the major contribution to deuteron production. This explains the resemblance of our result with the coalescence model in the intermediate and large p_T regions.

The similarity between the two models does not hold, however, in the low p_T region. As

shown in upper panels of Fig. 4 for $p_{T,d} = 0.1$ GeV, the kinematically allowed phase space in the azimuthal angles is very different from the allowed region in the coalescence model. In fact, the physical phase space excludes the region of $(\phi_1, \phi_2) \approx (0, 0)$ (modulo 2π) as a result of energy-momentum conservation and the phase space of the coalescence model is *not* physically allowed. Therefore, the energy conservation, which is neglected in the coalescence model, plays an important role in the low p_T region as one would have expected. In the dynamical model based on the $NN \rightarrow d\pi$ reaction in heavy-ion collisions, there is thus no *a priori* reason to expect to have the constituent number scaling of the deuteron v_2 at low p_T region.

The scaling behavior of the deuteron v_2 shown in the low p_T region in panel (b) of Fig. 3 is a coincidence coming from the parameterized nucleon v_2 used in the calculation. In fact, if we allow negative $v_{2,N}$ at very low p_T region, the coalescence model would predict a negative $v_{2,d}$ as expected from the scaling behavior. However, in the present dynamic model calculation, although inclusion of deuteron final-state interactions is still required, this expectation is not valid any more in *the low p_T region*, and we always have small but positive $v_{2,d}$ in this region even if we assume negative nucleon v_2 for low p_T . This is because of the fact that the nucleon azimuthal distribution function is weighted by the nucleon p_T and its distribution function as can be seen in Eq. (10). Therefore, for $p_{T,d} = 0.1$ GeV, the main contribution to deuteron production comes from nucleons of $p_T \sim 0.5$ GeV, while it must be ~ 0.05 GeV in the coalescence model due to the constraint on the magnitude of the momenta. Furthermore, the physical azimuthal angles in the dynamical model do not include the region allowed in the coalescence model. Consequently, these cause the main difference between the coalescence model and the dynamical model in the present work.

B. Deuteron spectrum and elliptic flow from three-body reactions

For deuteron production from the three-body $NNN \rightarrow dN$ and $NN\pi \rightarrow d\pi$ reactions, the deuteron transverse momentum spectrum and differential elliptic flow can be similarly calculated as in the case of the two-body $NN \rightarrow d\pi$ reaction. Multiplying the calculated rates by the same hadronic matter volume $V \approx 3,700 \text{ fm}^3$ at freeze out and the time interval $\Delta\tau \approx 4 \text{ fm}/c$, the results are shown in Fig. 5 by the dashed and dotted lines, respectively. For comparison, results based on the two-body $NN \rightarrow d\pi$ reaction, which have been shown in Fig. 3, are also given by solid lines.

Although the physically allowed nucleon phase spaces for deuteron production in NNN and $NN\pi$ reactions are different from that in the $NN \rightarrow d\pi$ reaction, the predicted deuteron v_2 from the three reactions do not show drastic difference from each other as shown in panel (b) of Fig. 5, and all lie close to the experimental data except at very low momentum where the deuteron v_2 is negative in the preliminary data from the STAR Collaboration [17].

In contrast to the deuteron v_2 , the predicted deuteron transverse momentum spectrum depends strongly on the reaction mechanism. As shown in panel (a) of Fig. 5, contributions from three-body reactions are suppressed by several orders of magnitude compared to that from the two-body reaction. This is mainly due to the low nucleon and pion densities at freeze out. Another possible, but subsidiary, reason for this behavior is the magnitude of the reaction amplitudes used in our study. The very simple model we have used for the $NNN \rightarrow dN$ and $NN\pi \rightarrow d\pi$ reactions may have underestimated their contributions to deuteron production. On the contrary to the phase space in $NN \rightarrow d\pi$ reaction (Fig. 4), the phase space in the three-to-two-body reactions has no restrictions on the angles and

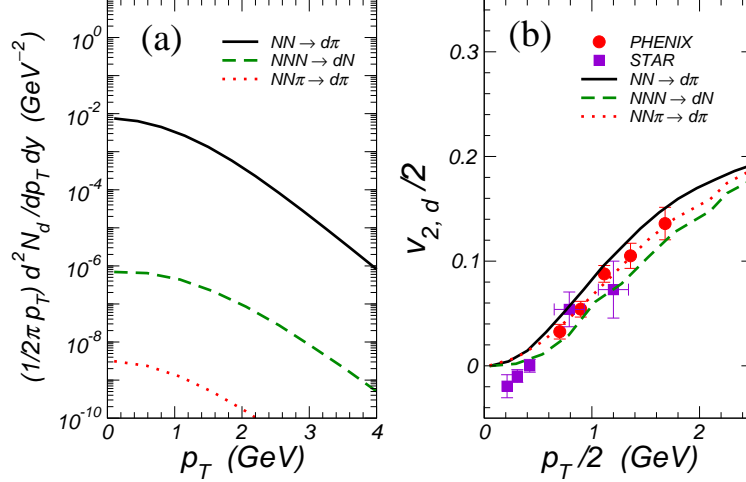


FIG. 5: (Color online) Calculated deuteron p_T spectrum (panel (a)) and scaled v_2 (panel (b)) at mid-rapidity from $NN \rightarrow d\pi$ (solid lines), $NNN \rightarrow dN$ (dashed lines), and $NN\pi \rightarrow d\pi$ (dotted lines) reactions. Experimental data are from Refs. [16, 17].

magnitudes of the momenta of three initial particles.

VII. SUMMARY AND DISCUSSIONS

In this paper, we have studied the deuteron elliptic flow in heavy-ion collisions at RHIC using a dynamical model for deuteron production that conserves both momentum and energy. Since elliptic flows in relativistic heavy ion collisions are mainly generated during early partonic stage, deuteron elliptic flow is expected to not change much during the hadronic stage, we have considered the deuteron production rate from the $NN \rightarrow d\pi$ reaction at the thermal freeze out. The deuteron yield is then obtained from multiplying the production rate by the volume of the hadronic matter at freeze out and a time interval of about 4 fm/c. Because of the neglect of deuteron final-state interactions, which would enhance the incomplete treatment of radial flow effect, the resulting deuteron p_T spectrum is somewhat softer than that measured in experiments. The obtained result for the deuteron v_2 agrees, however, reasonably with the measured one, except at very low p_T where the latter is negative. Our results further show that this model can reproduce the predictions from the coalescence model. The origin of this result could be understood from the physically allowed phase space of nucleon momenta in deuteron production. At large p_T , the phase space in our dynamical model covers that of the coalescence model, which eventually dominate the production process because of the nucleon distribution functions. Therefore, our dynamical model supports the description of the coalescence model. However, at very low p_T , the nucleon phase space in the coalescence model turns out to be physically forbidden because of energy-momentum conservation. Thus, deuteron production via $NN \rightarrow d\pi$ generally does not reproduce the prediction of the coalescence model at very low p_T . Although the prediction from the dynamical model follows the scaling behavior, this property is strongly dependent of the nucleon v_2 at the low p_T region.

We have also considered three-body $NNN \rightarrow dN$ and $NN\pi \rightarrow d\pi$ reactions for deuteron production in heavy-ion collisions. Because of the different nucleon phase space involved

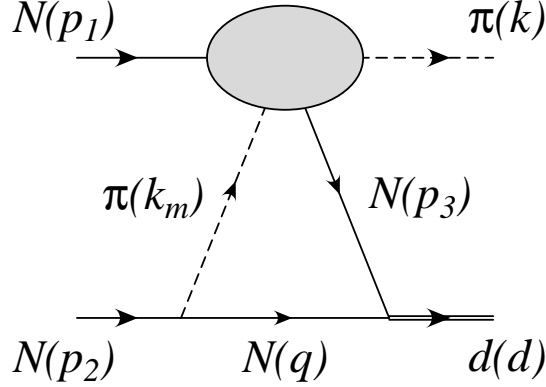


FIG. 6: Diagram for the $NN \rightarrow d\pi$ reaction. The blob denotes the $\pi N \rightarrow \pi N$ elastic scattering.

in these reactions from that in the two-body $NN \rightarrow d\pi$ reaction, these reactions lead to different predictions on the deuteron v_2 . The deuteron production rates from these reactions are, however, suppressed compared to that from the two-body $NN \rightarrow d\pi$ reaction by several orders of magnitude. This implies that deuteron production in heavy-ion collisions is mainly due to the $NN \rightarrow d\pi$ reaction, which has the largest cross section among the $NN \rightarrow dX$ reactions [23]. We have also found that all models considered in the present study give positive deuteron v_2 at very low p_T . This is in contrast to preliminary data from the STAR Collaboration that deuterons produced in heavy ion collisions at RHIC may have negative v_2 at very low p_T region. To obtain negative deuteron v_2 required negative nucleon v_2 in the coalescence model. Therefore, precise measurements of both the nucleon and deuteron v_2 in this transverse momentum region are highly desirable for understanding the deuteron transverse momentum and elliptic flow in heavy-ion collisions. For our dynamical model approach, there are several issues which deserve further studies. As mentioned in Section VI, final-state interactions of deuterons, particularly the πd elastic scattering, need to be taken into account via a microscopic transport model or a schematic kinetic model. Also, the deuteron production amplitude used in the present study assumes a point-like structure of the deuteron. For a more realistic description, the spread of the deuteron wave function should be taken into account in the production amplitude to render a more direct comparison with the coalescence model.

Acknowledgments

We are grateful to Wei Liu for useful discussions. This work was supported by the US National Science Foundation under Grant No. PHY-0457265 and the Welch Foundation under Grant No. A-1358.

APPENDIX A: $NN \rightarrow d\pi$ REACTION

The $NN \rightarrow d\pi$ reaction can be described by the one-pion exchange diagram shown in Fig. 6. In this model, one of the incoming nucleons emits a virtual pion which causes the $\pi N \rightarrow \pi N$ reaction shown by the blob in Fig. 6 before forming the outgoing deuteron.

There are other diagrams which include the nucleon exchange diagrams but it is well-known that their contributions are negligible [41]. In this study, we thus adopt a simple model for the $NN \rightarrow d\pi$ reaction of Fig. 6 following the method of Refs. [42, 43]. Here we focus on the reaction of $pp \rightarrow d\pi^+$ and use the isospin relations $\sigma(pp \rightarrow d\pi^+) = \sigma(nn \rightarrow d\pi^-) = 2\sigma(pn \rightarrow d\pi^0)$ to obtain the isospin averaged cross section $\sigma(NN \rightarrow d\pi) = \sigma(pp \rightarrow d\pi^+)$.

Using the momenta indicated in Fig. 6, the amplitude for the $pp \rightarrow d\pi^+$ reaction can be written as

$$T = -\frac{i}{(2\pi)^4} \int d^4q \bar{v}(p_2) \Gamma_{\pi NN} \frac{1}{(p_2 - q)^2 - M_\pi^2} \frac{-q \cdot \gamma + M_N}{q^2 - M_N^2} \Gamma_{dNN} \\ \times \frac{(d - q) \cdot \gamma + M_N}{(d - q)^2 - M_N^2} (A + Bk \cdot \gamma) u(p_1), \quad (\text{A1})$$

where M_N and M_π are, respectively, the nucleon and pion masses, and $\Gamma_{\pi NN}$ and Γ_{dNN} denote, respectively, the pion-nucleon and deuteron-nucleon vertices. The functions A and B depend on the Mandelstam variables and are related to the invariant πN elastic scattering amplitude by

$$\mathcal{M}(\pi N \rightarrow \pi N) = \bar{u}(p_f) (A + Bk \cdot \gamma) u(p_i), \quad (\text{A2})$$

where p_i and p_f are the initial and final nucleon momenta, respectively. The squared matrix element can be written in terms of the πN elastic scattering cross section as

$$|\mathcal{M}(\pi N \rightarrow \pi N)|^2 = (8\pi)^2 2s_{\pi N} \frac{d\sigma_{\pi N}}{d\Omega_{\pi N}}(s_{\pi N}, u_{\pi N}). \quad (\text{A3})$$

where the Mandelstam variables for the πN system are $s_{\pi N} = (k_i + p_i)^2$ and $u_{\pi N} = (k_i - p_f)^2$, with k_i being the momentum of the initial pion. In our qualitative study, the elastic πN scattering can be well approximated by assuming that it is dominated by the Δ resonance with the interaction Lagrangian

$$\mathcal{L}_{\pi N \Delta} = \frac{f_{\pi N \Delta}}{M_\pi} \bar{\Delta}^\mu \partial_\mu \pi N + \text{H.c.}, \quad (\text{A4})$$

where $f_{\pi N \Delta} = 2.23$ and the isospin factors can be found, e.g., in Ref. [44].

Following Ref.[41], the spin averaged squared amplitude is then given by

$$|\mathcal{M}|^2 = \frac{1}{4} \sum_{\text{spins}} |T|^2 \\ = - \left[\frac{\kappa}{M_d} \frac{g_{\pi NN} G_{\pi NN}(k_m^2)}{k_m^2 - M_\pi^2} \right]^2 \left[\frac{g_{dNN}}{M_N} \frac{1}{2\sqrt{2}M_d} \right]^2 \frac{1}{2} k_m^2 M_d^2 (2M_N + M_d)^2 \\ \times \left\{ 3 \left(1 + \frac{\varrho}{\sqrt{2}} \right)^2 - \frac{6\varrho}{\sqrt{2}} \left(1 + \frac{\varrho}{\sqrt{2}} \right) + \left(\frac{3\varrho}{\sqrt{2}} \right)^2 \right\} |\mathcal{M}(\pi N \rightarrow \pi N)|^2. \quad (\text{A5})$$

In the above, ϱ ($\approx 4\%$) is the amount of D -wave state in the deuteron wave function, M_d is the deuteron mass, and $\kappa \equiv \sqrt{M_N \varepsilon}$ with the deuteron binding energy ε (≈ 2.23 MeV). The pion-nucleon coupling constant is denoted by $g_{\pi NN}$ with a value $g_{\pi NN}^2/4\pi = 14.0$, and $G_{\pi NN}(q^2)$ is the form factor

$$G_{\pi NN}(q^2) = \frac{\Lambda^2 - M_\pi^2}{\Lambda^2 - q^2} \quad (\text{A6})$$

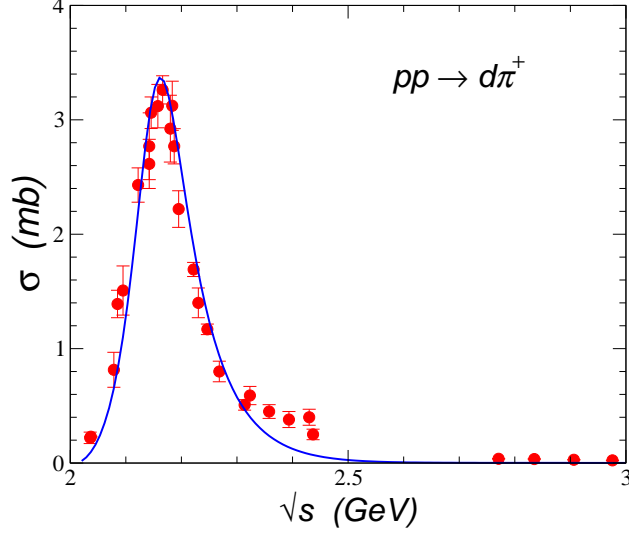


FIG. 7: (Color online) Total cross section for the $pp \rightarrow d\pi^+$ reaction. The experimental data are from Refs. [45, 46, 47, 48].

with $\Lambda = 0.73$ GeV. The deuteron-nucleon coupling constant g_{dNN} is given by

$$g_{dNN} = \left[\frac{16\pi\kappa}{M_N(1 - r_t\kappa)(1 + \varrho^2)} \right]^{1/2}, \quad (\text{A7})$$

where r_t (≈ 1.75 fm) is the effective range for the spin-triplet nucleon-nucleon elastic scattering. To reproduce the experimental total cross section for $pp \rightarrow d\pi^+$ within this simple model, we use $M_\Delta = 1200$ MeV. The calculated cross section is shown in Fig. 7 and is seen to reproduce very well the measured one.

APPENDIX B: $NNN \rightarrow dN$ AND $NN\pi \rightarrow d\pi$ REACTIONS

The amplitudes for producing deuterons from three-body reactions $NNN \rightarrow dN$ and $NN\pi \rightarrow d\pi$ are approximated by making use of the amplitude of $NN \rightarrow d\pi$ obtained above. For the $NNN \rightarrow dN$ reaction, we consider the one-pion exchange process, namely, the collision of two initial nucleons gives the deuteron and an off-shell pion, which is then absorbed by the spectator nucleon. In this approximation, the reaction amplitude becomes

$$|\mathcal{M}(NNN \rightarrow dN)|^2 = \frac{4G_{\pi NN}^2}{(q_m^2 - M_\pi^2)^2} (p_3 \cdot p_f - M_N^2) |\mathcal{M}(NN \rightarrow d\pi)|^2, \quad (\text{B1})$$

where q_m is the intermediate pion momentum, p_3 is the momentum of the initial spectator nucleon, and p_f is the nucleon momentum in the final state.

Replacing the off-shell pion by an off-shell rho-meson, which is then absorbed by a spectator pion leads to an approximate description of the $NN\pi \rightarrow d\pi$ reaction. The amplitude for the subprocess $NN \rightarrow d\rho$ can be obtained by the same method of previous section for obtaining the $NN \rightarrow d\pi$ amplitude. The result is thus similar to Eq. (A5) with $|\mathcal{M}(\pi N \rightarrow \pi N)|^2$ replaced by $|\mathcal{M}(\pi N \rightarrow \rho N)|^2/2$. A complete analysis of the $\pi N \rightarrow \rho N$ reaction requires many possible terms arising from meson exchanges and nucleon resonance contributions.

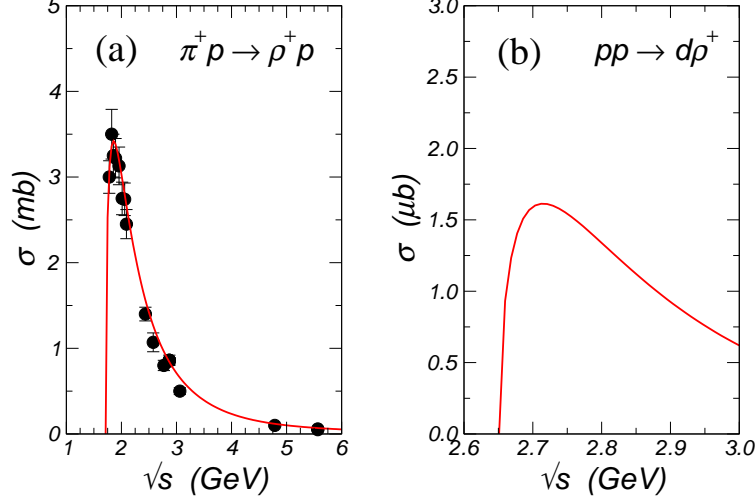


FIG. 8: (Color online) Total cross sections for $\pi^+p \rightarrow \rho^+p$ (panel (a)) and $pp \rightarrow d\rho^+$ (panel (b)). Experimental data are from Ref. [49].

For a simple estimate on the cross section for this reaction, we describe it by one-pion exchange only and fit the experimental data with suitable form factors. The relevant effective Lagrangians are

$$\begin{aligned}\mathcal{L}_{\rho\pi\pi} &= g_{\rho\pi\pi}\boldsymbol{\rho}^\mu \cdot (\boldsymbol{\pi} \times \partial_\mu \boldsymbol{\pi}), \\ \mathcal{L}_{\pi NN} &= -\frac{g_{\pi NN}}{2M_N}\bar{N}\boldsymbol{\tau} \cdot \partial_\mu \boldsymbol{\pi}\gamma_5\gamma^\mu N,\end{aligned}\tag{B2}$$

where $g_{\rho\pi\pi} = 6.02$ and $g_{\pi NN}^2/(4\pi) = 14.0$. The form factor in the form of $\Lambda^4/[\Lambda^4 + (t - M_\pi^2)^2]$ is used with $\Lambda = 0.65$ GeV. The $NN\pi \rightarrow d\pi$ amplitude is then given by

$$|\mathcal{M}(NN\pi \rightarrow d\pi)|^2 = \frac{2G_{\rho NN}^2}{(q_m^2 - M_\rho^2)^2} (p_3 \cdot p_f - M_\pi^2) |\mathcal{M}(NN \rightarrow d\rho)|^2.\tag{B3}$$

Our results on the total cross sections for $\pi^+p \rightarrow \rho^+p$ and $pp \rightarrow d\rho^+$ are shown in Fig. 8. The former is seen to agree with the measured cross section.

-
- [1] J.-Y. Ollitrault, Phys. Rev. D **46**, 229 (1992).
 - [2] S. Voloshin and Y. Zhang, Z. Phys. C **70**, 665 (1996) [arXiv:hep-ph/9407282].
 - [3] W. Reisdorf and H. G. Ritter, Ann. Rev. Nucl. Part. Sci. **47**, 663 (1997).
 - [4] P. Danielewicz, R. A. Lacey, P. B. Gossiaux, C. Pinkenburg, P. Chung, J. M. Alexander and R. L. McGrath, Phys. Rev. Lett. **81**, 2438 (1998) [arXiv:nucl-th/9803047].
 - [5] R. A. Lacey, Nucl. Phys. A **774**, 199 (2006) [arXiv:nucl-ex/0510029].
 - [6] STAR Collaboration, J. Adams *et al.*, Nucl. Phys. A **757**, 102 (2005) [arXiv:nucl-ex/0510009].
 - [7] PHENIX Collaboration, K. Adcox *et al.*, Nucl. Phys. A **757**, 184 (2005) [arXiv:nucl-ex/0410003].
 - [8] P. F. Kolb, J. Sollfrank, and U. Heinz, Phys. Rev. C **62**, 054909 (2000) [arXiv:hep-ph/0006129].

- [9] Z. W. Lin and C. M. Ko, Phys. Rev. C **65**, 034904 (2002) [arXiv:nucl-th/0108039].
- [10] V. Greco, C. M. Ko, and P. Lévai, Phys. Rev. Lett. **90**, 202302 (2003) [arXiv:nucl-th/0301093]; Phys. Rev. C **68**, 034904 (2003) [arXiv:nucl-th/0305024].
- [11] R. C. Hwa and C. B. Yang, Phys. Rev. C **67**, 034902 (2003) [arXiv:nucl-th/0211010]; Phys. Rev. C **67**, 064902 (2003) [arXiv:nucl-th/0302006].
- [12] R. J. Fries, B. Müller, C. Nonaka, and S. A. Bass, Phys. Rev. Lett. **90**, 202303 (2003) [arXiv:nucl-th/0301087]; Phys. Rev. C **68**, 044902 (2003) [arXiv:nucl-th/0306027].
- [13] D. Molnár and S. A. Voloshin, Phys. Rev. Lett. **91**, 092301 (2003) [arXiv:nucl-th/0302014].
- [14] P. F. Kolb, L.-W. Chen, V. Greco, and C. M. Ko, Phys. Rev. C **69**, 051901(R) (2004) [arXiv:nucl-th/0402049].
- [15] PHENIX Collaboration, S. Adare *et al.*, Phys. Rev. Lett. **98**, 162301 (2007) [arXiv:nucl-ex/0608033].
- [16] PHENIX Collaboration, S. Afanasiev *et al.*, Phys. Rev. Lett. **99**, 052301 (2007) [arXiv:nucl-ex/0703024].
- [17] STAR Collaboration, H. Liu, J. Phys. G **34**, S1087 (2007) [arXiv:nucl-ex/0701057].
- [18] C. B. Dover, U. Heinz, E. Schnedermann, and J. Zimányi, Phys. Rev. C **44**, 1636 (1991).
- [19] L. McLerran, arXiv:hep-ph/0702004.
- [20] L. Ravagli and R. Rapp, arXiv:0705.0021.
- [21] Z. W. Lin, C. M. Ko, B. A. Li, B. Zhang, and S. Pal, Phys. Rev. C **72**, 064901 (2005) [arXiv:nucl-th/0411110].
- [22] L. W. Chen, V. Greco, C. M. Ko, S. H. Lee, and W. Liu, Phys. Lett. B **601**, 34 (2004) [arXiv:nucl-th/0308006].
- [23] H. L. Anderson *et al.*, Phys. Rev. Lett. **26**, 108 (1971).
- [24] R. Mattiello, A. Jahns, H. Sorge, H. Stöcker, and W. Greiner, Phys. Rev. Lett. **74**, 2180 (1995); R. Mattiello, H. Sorge, H. Stöcker, and W. Greiner, Phys. Rev. C **55**, 1443 (1997) [arXiv:nucl-th/9607003].
- [25] L.-W. Chen, C. M. Ko, and B. A. Li, Phys. Rev. C **68**, 017601 (2003) [arXiv:nucl-th/0302068].
- [26] L.-W. Chen, C. M. Ko, and B.-A. Li, Nucl. Phys. A **729**, 809 (2003) [arXiv:nucl-th/0306032].
- [27] T. Z. Yan *et al.*, Phys. Lett. B **638**, 50 (2006) [arXiv:nucl-th/0605022].
- [28] L. P. Csernai and J. I. Kapusta, Phys. Rep. **131**, 223 (1986).
- [29] P. Danielewicz and G. F. Bertsch, Nucl. Phys. A **533**, 712 (1991).
- [30] A. Deloff and T. Siemiarczuk, Nucl. Phys. A **555**, 659 (1993).
- [31] D. E. Gonzalez Trotter *et al.*, Phys. Rev. C **73**, 034001 (2006).
- [32] PHENIX Collaboration, S. S. Adler *et al.*, Phys. Rev. C **69**, 034909 (2004) [arXiv:nucl-ex/0307022].
- [33] PHENIX Collaboration, S. S. Adler *et al.*, Phys. Rev. Lett. **94**, 122302 (2005) [arXiv:nucl-ex/0406004].
- [34] R. A. Fisher and L. H. C. Tippett, Proc. Cambridge Phil. Soc. **24**, 180 (1928); E. J. Gumbel, *Statistics of Extremes*, (Columbia University Press, New York, 1958).
- [35] V. Greco and C. M. Ko, Phys. Rev. C **70**, 024901 (2004) [arXiv:nucl-th/0402020].
- [36] P. F. Kolb, P. Huovinen, U. Heinz, and H. Heiselberg, Phys. Lett. B **500**, 232 (2001) [arXiv:hep-ph/0012137].
- [37] P. Huovinen *et al.*, Phys. Lett. B **503**, 58 (2001) [arXiv:hep-ph/0101136].
- [38] X. Dong *et al.*, Phys. Lett. B **597**, 328 (2004) [arXiv:nucl-th/0403030].
- [39] M. A. Khandaker, M. Doss, I. Halpern, T. Murakami, D. W. Storm, D. R. Tieger, and W. J. Burger, Phys. Rev. C **44**, 24 (1991).

- [40] B. A. Li and C. M. Ko, Phys. Rev. C **52**, 2037 (1995) [arXiv:nucl-th/9505016]; B. A. Li, A. T. Sustich, B. Zhang, and C. M. Ko, Int. Jour. Mod. Phys. E **10**, 267 (2001).
- [41] W. Grein *et al.*, Ann. Phys. (N.Y.) **153**, 301 (1984).
- [42] T. Yao, Phys. Rev. **134**, B454 (1964).
- [43] G. W. Barry, Ann. Phys. (N.Y.) **73**, 482 (1972).
- [44] Y. Oh, K. Nakayama, and T.-S. H. Lee, Phys. Rep. **423**, 49 (2006) [arXiv:hep-ph/0412363].
- [45] H. L. Anderson *et al.*, Phys. Rev. D **9**, 580 (1974).
- [46] F. Shimizu *et al.*, Nucl. Phys. A **386**, 571 (1982).
- [47] GEM Collaboration, M. Betigeri *et al.*, Phys. Rev. C **63**, 044011 (2001) [arXiv:nucl-ex/0101001].
- [48] COSY-TOF Collaboration, S. Abd El-Samad *et al.*, Eur. Phys. J. A **30**, 443 (2006) [arXiv:nucl-ex/0609011].
- [49] Y. Williamson *et al.*, Phys. Rev. Lett. **29**, 1353 (1972); Reaction Data Database, <http://durpdg.dur.ac.uk/HEPDATA/REAC>.