

# A Positive-Weight Next-to-Leading-Order Monte Carlo for Heavy Flavour Hadroproduction

---

**Stefano Frixione**

*INFN, Sezione di Genova, Italy*

*E-mail:* Stefano.Frixione@ge.infn.it

**Paolo Nason**

*INFN, Sezione di Milano Bicocca, Italy*

*E-mail:* Paolo.Nason@mib.infn.it

**Giovanni Ridolfi**

*Dipartimento di Fisica, Università di Genova*

*and INFN, Sezione di Genova, Italy*

*E-mail:* Giovanni.Ridolfi@ge.infn.it

**ABSTRACT:** We present a next-to-leading order calculation of heavy flavour production in hadronic collisions that can be interfaced to shower Monte Carlo programs. The calculation is performed in the context of the POWHEG method (ref. [1]). It is suitable for the computation of charm, bottom and top hadroproduction. In the case of top production, spin correlations in the decay products are taken into account.

---

## Contents

<b>1. Introduction</b>	<b>1</b>
<b>2. Kinematics and cross section</b>	<b>2</b>
2.1 Born and Soft-Virtual kinematics	2
2.2 Real emission kinematics	4
2.3 Collinear remnants	6
<b>3. Cross section for the hardest emission</b>	<b>7</b>
<b>4. Generation of the hardest event</b>	<b>9</b>
<b>5. Accuracy of the Sudakov form factor</b>	<b>9</b>
<b>6. Colour assignment</b>	<b>9</b>
<b>7. Results</b>	<b>9</b>
<b>8. Conclusions</b>	<b>15</b>

---

## 1. Introduction

The study of heavy flavoured hadronic final states produced in hadron collisions has received great attention in the past twenty years. This interest was driven partly by the search for the top quark, and partly by the circumstance that processes characterized by one single large energy scale (the heavy quark mass in this case) are reasonably controlled by perturbative QCD due to asymptotic freedom. Theoretical progress has therefore paralleled the experimental efforts in this direction, and has by now reached a remarkable level of refinement.

The next-to-leading order (NLO) calculation of heavy flavour hadroproduction has been matched to the HERWIG SMC generator in the context of the MC@NLO formalism [2, 3]. This development is particularly important, since it has always proved difficult to correctly simulate heavy flavour production in standard shower Monte Carlo programs (SMC from now on), because of the impact of higher order processes like flavour excitation and gluon splitting.

In ref. [1] a method for interfacing NLO calculations with SMC generators was suggested, that overcomes some drawbacks of the MC@NLO technique. In particular, the implementation of a given production process by the method of ref. [1] is independent of the SMC it will be matched to, whereas this is not the case of MC@NLO, which requires an

SMC-dependent (but process independent) contribution which is very laborious to obtain (this is the reason why so far MC@NLO has been matched only to HERWIG). On the other hand, the technique of ref. [1] requires the use of a soft shower (the vetoed-truncated shower) which is not available in present SMCs, but whose effects are expected to be small. Furthermore, the approach of ref. [1] generates events with positive weights, while in MC@NLO events with negative weight are also generated. For this reason the method has been referred to as POWHEG, for P*Ositive* W*eight* H*ard* E*vent* G*enerator*. In ref. [4] the POWHEG method was successfully employed in the calculation of  $Z$  pair production in hadronic collisions.

In the present work, we apply the POWHEG method to heavy flavour hadroproduction. NLO cross section formulae for this process have been available for a long time [5], [6], [7]. In the application of the POWHEG method, no new analytic results are needed. Furthermore, since the kinematics of the process is similar to the  $Z$  pair production kinematics, many results of ref. [4] directly extend to the case at hand. The result of our work provides a valuable alternative to the MC@NLO program. It can be used with both HERWIG and PYTHIA, and it should not be difficult to interface it to other SMC's as well. It furthermore provides a viable alternative, in cases when negatively weighted events in MC@NLO cause severe problems, like, for example, when the heavy quark is relatively light compared to the energies involved.

The manual for the code, with pointers to its location in the web, can be found in ref. [8].

## 2. Kinematics and cross section

The differential cross section for the production of heavy quark pairs in hadronic collisions was computed in ref. [5], [6] and [7] up to order  $\alpha_s^3$ . In this section, we formulate the result of ref. [7] in a form which is suitable for the generation of the event with the hardest emission using the procedure proposed in ref. [1].

The order- $\alpha_s^3$  cross section for the process  $H_1 H_2 \rightarrow Q \bar{Q} + X$  can be written as the sum of four terms:

$$d\sigma = d\sigma^{(b)} + d\sigma^{(sv)} + d\sigma^{(f)} + d\sigma^{(c)}. \quad (2.1)$$

Here  $d\sigma^{(b)}$  is the leading-order (Born) cross section. The term  $d\sigma^{(sv)}$  collects order- $\alpha_s$  contributions with the same two-body kinematics as the Born term, namely one-loop corrections and real-emission contributions in the soft limit. Finally,  $d\sigma^{(f)}$  represents the cross section for real emission in a generic configuration, while  $d\sigma^{(c)}$  is a remnant of the subtraction of collinear singularities, and describes real emission in the collinear limit.

### 2.1 Born and Soft-Virtual kinematics

At leading order, the only relevant parton subprocesses are

$$\begin{aligned} g(p_1) + g(p_2) &\rightarrow Q(k_1) + \bar{Q}(k_2), \\ q(p_1) + \bar{q}(p_2) &\rightarrow Q(k_1) + \bar{Q}(k_2), \end{aligned} \quad (2.2)$$

where  $q$  is a quark or antiquark of any flavour,  $\bar{q}$  the corresponding antiparticle, and  $g$  is a gluon. Particle four-momenta are displayed in brackets; we have  $p_1^2 = p_2^2 = 0$ ,  $k_1^2 = k_2^2 = m_Q^2$ , where  $m_Q$  is the heavy quark mass.

The kinematics of heavy quark pair production is entirely analogous to that of vector boson production. We introduce the reduced Mandelstam invariants<sup>1</sup>

$$s = (p_1 + p_2)^2, \quad t = (p_1 - k_1)^2 - m_Q^2, \quad u = (p_1 - k_2)^2 - m_Q^2, \quad (2.3)$$

related by  $s + t + u = 0$ .

Event generation is conveniently performed in terms of the invariant mass  $M_{Q\bar{Q}}$  and the rapidity  $Y_{Q\bar{Q}}$  of the  $Q\bar{Q}$  pair in the laboratory frame. They are given by

$$M_{Q\bar{Q}}^2 = (k_1 + k_2)^2 = x_1 x_2 S \quad (2.4)$$

$$Y_{Q\bar{Q}} = \frac{1}{2} \log \frac{(p_1 + p_2)^0 + (p_1 + p_2)^3}{(p_1 + p_2)^0 - (p_1 + p_2)^3} = \frac{1}{2} \log \frac{x_1}{x_2}, \quad (2.5)$$

where  $S$  is the squared center-of-mass total energy of the colliding hadrons, and  $x_1, x_2$  are the fractions of longitudinal momenta carried by the incoming partons. Equations(2.4,2.5) yield

$$x_1 = \sqrt{\frac{M_{Q\bar{Q}}^2}{S}} e^{Y_{Q\bar{Q}}} \equiv x_{b1}; \quad x_2 = \sqrt{\frac{M_{Q\bar{Q}}^2}{S}} e^{-Y_{Q\bar{Q}}} \equiv x_{b2}; \quad dx_1 dx_2 = \frac{1}{S} dY_{Q\bar{Q}} dM_{Q\bar{Q}}. \quad (2.6)$$

We adopt as two-body kinematic variables the set  $v = \{M_{Q\bar{Q}}, Y_{Q\bar{Q}}, \cos \theta_1\}$  (which we will call the Born variables henceforth), where  $\theta_1$  is the angle between  $\vec{p}_1$  and  $\vec{k}_1$  in the partonic center-of-mass frame, so that

$$t = -\frac{M_{Q\bar{Q}}^2}{2}(1 - \beta \cos \theta_1), \quad (2.7)$$

where

$$\beta = \sqrt{1 - \rho}; \quad \rho = \frac{4m_Q^2}{M_{Q\bar{Q}}^2}. \quad (2.8)$$

Using eq. (2.6) and the usual expression of the two-body phase space measure  $d\Phi_2$ , it is immediate to check that

$$d\Phi_2 dx_1 dx_2 = \frac{\beta}{16\pi S} d\cos \theta_1 dM_{Q\bar{Q}}^2 dY_{Q\bar{Q}}. \quad (2.9)$$

In order to keep our notation similar to that of ref. [1], we define

$$d\Phi_v = d\cos \theta_1 dM_{Q\bar{Q}}^2 dY_{Q\bar{Q}}. \quad (2.10)$$

The appropriate integration region for the variables  $v$  is

$$4m_Q^2 \leq M_{Q\bar{Q}}^2 \leq S, \quad \frac{1}{2} \log \frac{M_{Q\bar{Q}}^2}{S} \leq Y_{Q\bar{Q}} \leq -\frac{1}{2} \log \frac{M_{Q\bar{Q}}^2}{S}, \quad -1 \leq \cos \theta_1 \leq 1. \quad (2.11)$$

---

<sup>1</sup>We depart slightly from the notation of ref. [4], where  $t$  and  $u$  have different definitions.

The Born cross section is given by

$$d\sigma^{(b)} = d\Phi_v \sum_j B_j(v, \mu), \quad (2.12)$$

where

$$B_j(v, \mu) = \frac{\beta}{16\pi S} f_j^{H_1}(x_{b1}, \mu) f_{-j}^{H_2}(x_{b2}, \mu) \mathcal{M}_{j,-j}^{(b)}(M_{Q\bar{Q}}^2, t). \quad (2.13)$$

The index  $j$  represents the light quarks and antiquarks ( $j \neq 0$ ) and the gluon ( $j = 0$ ). It ranges between  $-n_\ell$  and  $n_\ell$ , where  $n_\ell$  is the number of light flavours. In the following we will also use  $q$  to represent all values of  $j$  except for  $j = 0$ ,  $\bar{q}$  to represent  $-j$ , and  $g$  to represent  $j = 0$ .  $f_j^H(x, \mu)$  denotes the distribution function of parton  $j$  in the hadron  $H$ , and  $\mu$  is a factorization scale. The function  $\mathcal{M}_{j,-j}^{(b)}(s, t)$  is the squared invariant amplitude, summed over final-state polarizations and averaged over initial-state polarizations and colors, divided by the relevant flux factor. We have

$$\begin{aligned} \mathcal{M}_{gg}^{(b)}(s, t) &= \frac{g^4}{2s} \frac{2T_F}{D_A} \left( C_F \frac{s}{ut} - C_A \right) \left( \frac{t^2}{s^2} + \frac{u^2}{s^2} + \rho - \frac{m_Q^4}{tu} \right), \\ \mathcal{M}_{q\bar{q}}^{(b)}(s, t) &= \frac{g^4}{2s} \frac{C_F T_F}{N_c} \left( \frac{2t^2}{s^2} + \frac{2u^2}{s^2} + \rho \right), \end{aligned} \quad (2.14)$$

where  $N_c = 3$ ,  $T_F = 1/2$ ,  $C_F = 4/3$ ,  $D_A = 8$ .

Order- $\alpha_s^3$  contributions to the cross section arise from one-loop corrections to the two-body process eq. (2.2), and from real-emission subprocesses at tree level. The contribution of one-loop diagrams must be summed to the one-gluon emission cross section in the soft limit, in order to obtain an infrared-finite result. The resulting contribution has the same kinematic structure as the leading-order term:

$$d\sigma^{(sv)} = d\Phi_v \sum_j V_j(v, \mu), \quad (2.15)$$

where

$$V_j(v, \mu) = \frac{\beta}{16\pi S} f_j^{H_1}(x_{b1}, \mu) f_{-j}^{H_2}(x_{b2}, \mu) \mathcal{M}_{j,-j}^{(sv)}(M_{Q\bar{Q}}^2, t, \mu^2). \quad (2.16)$$

## 2.2 Real emission kinematics

We consider now the real-emission subprocesses

$$q(p_1) + \bar{q}(p_2) \rightarrow Q(k_1) + \bar{Q}(k_2) + g(k) \quad (2.17)$$

$$q(p_1) + g(p_2) \rightarrow Q(k_1) + \bar{Q}(k_2) + q(k) \quad (2.18)$$

$$g(p_1) + \bar{q}(p_2) \rightarrow Q(k_1) + \bar{Q}(k_2) + \bar{q}(k) \quad (2.19)$$

in a generic kinematical configuration. The processes (2.17-2.19) are characterized by five independent scalar quantities, which we choose to be

$$s = (p_1 + p_2)^2, \quad t_k = (p_1 - k)^2, \quad u_k = (p_2 - k)^2, \quad (2.20)$$

$$q_1 = (p_1 - k_1)^2 - m_Q^2, \quad q_2 = (p_2 - k_2)^2 - m_Q^2, \quad (2.21)$$

as in ref. [7]. We introduce the variables

$$x = \frac{M_{Q\bar{Q}}^2}{s}; \quad y = \cos \theta, \quad (2.22)$$

where  $\theta$  is the scattering angle of the emitted parton in the partonic center-of-mass system. With these definitions,

$$t_k = -\frac{s}{2}(1-x)(1-y); \quad u_k = -\frac{s}{2}(1-x)(1+y). \quad (2.23)$$

It is easy to show that in the case of the subprocesses (2.17-2.19) one has

$$Y_{Q\bar{Q}} = \frac{1}{2} \log \left[ \frac{x_1 s + u_k}{x_2 s + t_k} \right] = \frac{1}{2} \log \left[ \frac{x_1 2 - (1-x)(1+y)}{x_2 2 - (1-x)(1-y)} \right]; \quad M_{Q\bar{Q}}^2 = x x_1 x_2 S, \quad (2.24)$$

and therefore

$$x_1 = \frac{x_{b1}}{\sqrt{x}} \sqrt{\frac{2 - (1-x)(1-y)}{2 - (1-x)(1+y)}}; \quad x_2 = \frac{x_{b2}}{\sqrt{x}} \sqrt{\frac{2 - (1-x)(1+y)}{2 - (1-x)(1-y)}} \quad (2.25)$$

and

$$dx_1 dx_2 = \frac{1}{xS} dM_{Q\bar{Q}}^2 dY_{Q\bar{Q}}. \quad (2.26)$$

The range for the variable  $x$  is restricted by the requirement that both  $x_1$  and  $x_2$  be smaller than one; this gives

$$x_{\min} \leq x \leq 1, \quad (2.27)$$

with

$$x_{\min} = \max \left( \frac{2(1+y)x_{b1}^2}{\sqrt{(1+x_{b1}^2)^2(1-y)^2 + 16yx_{b1}^2 + (1-y)(1-x_{b1}^2)}}, \frac{2(1-y)x_{b2}^2}{\sqrt{(1+x_{b2}^2)^2(1+y)^2 - 16yx_{b2}^2 + (1+y)(1-x_{b2}^2)}} \right). \quad (2.28)$$

Note that  $x_{\min}$  depends explicitly on  $y$ , and implicitly on  $M_{Q\bar{Q}}^2$  and  $Y_{Q\bar{Q}}$  through  $x_{b1}, x_{b2}$ . It can be checked that  $x_{\min}$  is always larger than  $M_{Q\bar{Q}}^2/S$ , as required by the definition of  $x$ .

In the center-of-mass frame of the  $Q\bar{Q}$  system, the four-momenta of the produced heavy quarks can be parametrized in terms of two angles  $\theta_1, \theta_2$ :

$$k_1 = \frac{M_{Q\bar{Q}}}{2} (1, \beta \sin \theta_2 \sin \theta_1, \beta \cos \theta_2 \sin \theta_1, \beta \cos \theta_1) \\ k_2 = \frac{M_{Q\bar{Q}}}{2} (1, -\beta \sin \theta_2 \sin \theta_1, -\beta \cos \theta_2 \sin \theta_1, -\beta \cos \theta_1), \quad (2.29)$$

with  $\beta$  given in eq. (2.8). Both  $\theta_1$  and  $\theta_2$  range between 0 and  $\pi$ . Thus, in addition to the Born variables  $v$ , we have now the three radiation variables  $r = \{x, y, \theta_2\}$ , with

$$x_{\min} \leq x \leq 1, \quad -1 \leq y \leq 1, \quad 0 \leq \theta_2 \leq \pi. \quad (2.30)$$

Following ref. [1] we define the corresponding integration measure

$$d\Phi_r = dx dy d\theta_2. \quad (2.31)$$

From the computation of ref. [7] we obtain

$$d\sigma^{(f)} = d\Phi_v d\Phi_r \left\{ R_{gg}(v, r, \mu) + \sum_q [R_{q\bar{q}}(v, r, \mu) + R_{qg}(v, r, \mu) + R_{g\bar{q}}(v, r, \mu)] \right\}, \quad (2.32)$$

where

$$\begin{aligned} R_{gg}(v, r, \mu) &= \frac{1}{(4\pi)^2} \frac{\beta}{64\pi^2 M_{Q\bar{Q}}^2 S} \left( \frac{1}{1-x} \right)_\rho \left[ \left( \frac{1}{1-y} \right)_+ + \left( \frac{1}{1+y} \right)_+ \right] \\ &\quad f_g^{H_1}(x_1, \mu) f_g^{H_2}(x_2, \mu) f_{gg}(x, y, \theta_1, \theta_2, \mu) \\ R_{q\bar{q}}(v, r, \mu) &= \frac{1}{(4\pi)^2} \frac{\beta}{64\pi^2 M_{Q\bar{Q}}^2 S} \left( \frac{1}{1-x} \right)_\rho \left[ \left( \frac{1}{1-y} \right)_+ + \left( \frac{1}{1+y} \right)_+ \right] \\ &\quad f_q^{H_1}(x_1, \mu) f_{\bar{q}}^{H_2}(x_2, \mu) f_{q\bar{q}}(x, y, \theta_1, \theta_2, \mu) \\ R_{qg}^\pm(v, r, \mu) &= \frac{1}{(4\pi)^2} \frac{\beta}{64\pi^2 M_{Q\bar{Q}}^2 S} \left( \frac{1}{1-x} \right) \left( \frac{1}{1 \mp y} \right)_+ f_q^{H_1}(x_1, \mu) f_g^{H_2}(x_2, \mu) f_{qg}(x, y, \theta_1, \theta_2, \mu) \\ R_{g\bar{q}}^\pm(v, r, \mu) &= \frac{1}{(4\pi)^2} \frac{\beta}{64\pi^2 M_{Q\bar{Q}}^2 S} \left( \frac{1}{1-x} \right) \left( \frac{1}{1 \mp y} \right)_+ f_g^{H_1}(x_1, \mu) f_{\bar{q}}^{H_2}(x_2, \mu) f_{g\bar{q}}(x, y, \theta_1, \theta_2, \mu). \end{aligned} \quad (2.33)$$

The functions  $R_{q\bar{q}}$ ,  $R_{qg}$ ,  $R_{g\bar{q}}$  denote the regularized real emission cross sections for the different subprocesses. The functions  $f_{q\bar{q}}$  and  $f_{qg}$  are regular in the limits of soft ( $x = 1$ ) or collinear ( $y = \pm 1$ ) emission; they are given explicitly in eqs. (2.26, 2.66) and Appendix C of ref. [7]. The distributions  $1/(1-x)_\rho$  and  $1/(1 \pm y)_+$  are defined by

$$\int_\rho^1 dx g(x) \left( \frac{1}{1-x} \right)_\rho = \int_\rho^1 dx \frac{g(x) - g(1)}{1-x} \quad (2.34)$$

$$\int_{-1}^1 dy h(y) \left( \frac{1}{1 \pm y} \right)_+ = \int_{-1}^1 dy \frac{h(y) - h(\mp 1)}{1 \pm y}. \quad (2.35)$$

### 2.3 Collinear remnants

The remnants of the collinear subtraction must also be added to get the full cross section. This contribution has the form [7]

$$\begin{aligned} d\sigma^{(c)} &= d\Phi_v dx dy \\ &\left\{ \left[ L_{gg}^+(v, x, \mu) + \sum_q (L_{q\bar{q}}^+(v, x, \mu) + L_{g\bar{q}}^+(v, x, \mu) + L_{qg}^+(v, x, \mu)) \right] \delta(1-y) \right. \\ &\quad \left. + \left[ L_{gg}^-(v, x, \mu) + \sum_q (L_{q\bar{q}}^-(v, x, \mu) + L_{g\bar{q}}^-(v, x, \mu) + L_{qg}^-(v, x, \mu)) \right] \delta(1+y) \right\}, \end{aligned} \quad (2.36)$$

where

$$L_{ij}^+(x) = \frac{\alpha_s}{2\pi} \frac{\beta}{16\pi S} \sum_{i'} \left\{ [(1-x)P_{ii'}(x,0)] \left[ \left( \frac{1}{1-x} \right)_\rho \log \frac{M_{Q\bar{Q}}^2}{x\mu^2} + 2 \left( \frac{\log(1-x)}{1-x} \right)_\rho \right] \right. \\ \left. - [(1-x)P'_{ii'}(x,0)] \left( \frac{1}{1-x} \right)_\rho \right\} \mathcal{M}_{ij}^{(b)}(M_{Q\bar{Q}}^2, t) f_i^{H_1}(x_1, \mu) f_j^{H_2}(x_2, \mu) \quad (2.37)$$

and

$$L_{ij}^-(x) = \frac{\alpha_s}{2\pi} \frac{\beta}{16\pi S} \sum_{j'} \left\{ [(1-x)P_{jj'}(x,0)] \left[ \left( \frac{1}{1-x} \right)_\rho \log \frac{M_{Q\bar{Q}}^2}{x\mu^2} + 2 \left( \frac{\log(1-x)}{1-x} \right)_\rho \right] \right. \\ \left. - [(1-x)P'_{jj'}(x,0)] \left( \frac{1}{1-x} \right)_\rho \right\} \mathcal{M}_{ij}^{(b)}(M_{Q\bar{Q}}^2, t) f_i^{H_1}(x_1, \mu) f_j^{H_2}(x_2, \mu) \quad (2.38)$$

where  $P_{ij}(x, \epsilon)$  are the leading-order Altarelli-Parisi splitting functions in  $d = 4 - 2\epsilon$  dimensions,  $P'_{ij}(x, \epsilon)$  their first derivatives with respect to  $\epsilon$ , and  $t$  is given in eq. (2.7). From eq. (2.28) we see that the integration range becomes  $x_{b1} < x < 1$  when  $y = 1$ , and  $x_{b2} < x < 1$  for  $y = -1$ .

### 3. Cross section for the hardest emission

The POWHEG method, when applied to a generic process, may require a separated treatment of each singular region. In the present case (as in the case of  $Z$  pair production) this is not needed. Our choice of variables  $v, r$  is adequate for both collinear regions at the same time, the only difference being the sign of  $y$ . We have instead to pay attention to the flavour structure of the process. In ordinary SMC codes, the flavour structure of the Born subprocess is not altered by subsequent radiation. On the other hand, if the hardest radiation is produced in the context of a NLO calculation, the association of the NLO process to a Born subprocess is not always obvious. A given real-emission contribution must be associated to its underlying Born process, i.e. the Born process in which it factorizes in the collinear limit. In the present case, the collinear regions for the  $q\bar{q}$  subprocess always factorize in terms of the  $q\bar{q}$  underlying Born, and the collinear regions for the  $gg$  subprocess factorize in terms of the  $gg$  Born process. For the  $qg$  (and  $g\bar{q}$ ) processes, there are instead two possibilities: the underlying Born process is  $gg$  for the  $y = 1$  collinear region, and  $q\bar{q}$  for  $y = -1$ . This is the reason why in eq. (2.33) we have separated the two collinear contributions  $R_{qg}^\pm$  and  $R_{g\bar{q}}^\pm$ . Thus, for a given flavour  $q$ , we lump together the  $q\bar{q}$ , the  $qg$  and the  $g\bar{q}$  real-emission subprocesses.

Following ref. [1], we write the cross section for the event with the hardest emission as

$$d\sigma = \sum_q \bar{B}_q(v, \mu_v) d\Phi_v \left[ \Delta_q(0) + \Delta_q(k_T) \frac{\hat{R}_{q\bar{q}}(v, r, \mu_r) + \hat{R}_{qg}^-(v, r, \mu_r) + \hat{R}_{g\bar{q}}^+(v, r, \mu_r)}{B_q(v, \mu_r)} d\Phi_r \right] \\ + \bar{B}_g(v, \mu_v) d\Phi_v \left[ \Delta_g(0) + \Delta_g(k_T) \frac{\hat{R}_{gg}(v, r, \mu_r) + \sum_q \left( \hat{R}_{qg}^+(v, r, \mu_r) + \hat{R}_{g\bar{q}}^-(v, r, \mu_r) \right)}{B_g(v, \mu_r)} d\Phi_r \right],$$





**Figure 1:** Different underlying Born structure in the two collinear regions of the  $q\bar{q}$  subprocess.

$$(3.1)$$

where  $\hat{R}_{ij}$  is obtained from  $R_{ij}$  by removing the  $+$  prescriptions that regularize the  $x$  and  $y$  singularities. The  $\hat{R}_{ij}$  are thus the unregularized real emission cross sections (corresponding to  $R$  in the notation of ref. [1]). Notice that the real emission contributions having the same underlying Born configuration are grouped together in eq. (3.1). Furthermore,

$$\begin{aligned} \bar{B}_q(v, \mu) = & B_q(v, \mu) + V_q(v, \mu) + \int d\Phi_r [R_{q\bar{q}}(v, r, \mu) + R_{qg}^-(v, r, \mu) + R_{g\bar{q}}^+(v, r, \mu)] \\ & + \int_{-1}^1 dy \int_{x_{\min}}^1 dx [L_{q\bar{q}}^+(v, x, \mu) + L_{g\bar{q}}^+(v, x, \mu)] \delta(1 - y) \\ & + \int_{-1}^1 dy \int_{x_{\min}}^1 dx [L_{q\bar{q}}^-(v, x, \mu) + L_{g\bar{q}}^-(v, x, \mu)] \delta(1 + y) \end{aligned} \quad (3.2)$$

$$\begin{aligned} \bar{B}_g(v, \mu) = & B_g(v, \mu) + V_g(v, \mu) + \int d\Phi_r \left[ R_{gg}(v, r, \mu) + \sum_q (R_{qg}^+(v, r, \mu) + R_{g\bar{q}}^-(v, r, \mu)) \right] \\ & + \int_{-1}^1 dy \int_{x_{\min}}^1 dx \left[ L_{gg}^+(v, x, \mu) + \sum_q L_{qg}^+(v, x, \mu) \right] \delta(1 - y) \\ & + \int_{-1}^1 dy \int_{x_{\min}}^1 dx \left[ L_{q\bar{q}}^-(v, x, \mu) + \sum_q L_{g\bar{q}}^-(v, x, \mu) \right] \delta(1 + y) \end{aligned} \quad (3.3)$$

$$\Delta_q(p_T) = \exp \left[ - \int \frac{\hat{R}_{q\bar{q}}(v, r, \mu_r) + \hat{R}_{qg}^-(v, r, \mu_r) + \hat{R}_{g\bar{q}}^+(v, r, \mu_r)}{B_q(v, \mu_r)} \theta(k_T(v, r) - p_T) d\Phi_r \right], \quad (3.4)$$

$$\Delta_g(p_T) = \exp \left[ - \int \frac{\hat{R}_{gg}(v, r, \mu_r) + \sum_q \hat{R}_{qg}^+(v, r, \mu_r) + \sum_q \hat{R}_{g\bar{q}}^-(v, r, \mu_r)}{B_g(v, \mu_r)} \theta(k_T(v, r) - p_T) d\Phi_r \right], \quad (3.5)$$

and  $k_T(v, r)$  is the transverse momentum of the radiated parton,

$$k_T(v, r) = \sqrt{\frac{M_{Q\bar{Q}}^2}{4x} (1-x)^2 (1-y^2)}. \quad (3.6)$$

Equation (3.1) is the analogue of eq. (5.10) of ref. [1]. The function  $\Delta_q(p_T)$  corresponds to  $\Delta_R^{(\text{NLO})}(p_T)$  in the notation of ref. [1].

## 4. Generation of the hardest event

The generation of the hardest event according to eq. (3.1) can be performed in full analogy to the case of ref. [4]. We refer the reader to that article for details. Here we only point out the relevant differences with respect to that case.

The generation of the Born configuration involves in this case two kinds of Born processes, the  $q\bar{q}$  and  $gg$  processes. The total cross section is thus given by

$$\sigma_{\text{tot}} = \int d\Phi_v \left[ \bar{B}_g + \sum_q \bar{B}_q(v, \mu_v) \right]. \quad (4.1)$$

After the Born configuration has been generated, one chooses the process (i.e.  $g$  or a given flavour of  $q$ ) with a probability proportional to  $\bar{B}_g(v, \mu_v)$ ,  $\bar{B}_q(v, \mu_v)$ . According to whether a  $q$  or a  $g$  was selected, one follows the same procedure of ref. [4] using to the first or second line of eq. (3.1) respectively.

## 5. Accuracy of the Sudakov form factor

Unlike the case of  $Z$  pair production, in the case at hand the procedure illustrated in section 4 of ref. [4] (i.e. the redefinition of  $\alpha_s$  given in eq. (4.9) of [4]) is not sufficient to guarantee full next-to-leading logarithmic accuracy of the Sudakov form factor. This is related to the fact that the heavy flavour production process at the Born level involves more than 3 coloured partons [9], so that soft emission cross sections do not simply factorize in terms of the Born cross section. Thus, the Sudakov form factor is strictly only accurate to leading log. In fact, next-to-leading logarithmic accuracy can be easily recovered at least in the large  $N_c$  limit, where  $N_c$  is the number of colours, with a procedure discussed in ref. [10]. The implementation of this procedure and the assessment of its impact is left for future work.

## 6. Colour assignment

In order to interface the POWHEG process with a shower Monte Carlo, the colour connections should be specified. In the case of  $Z$  pair production, only one colour structure is present in the emission process. The situation is more complex in the case at hand, since more colour structures are relevant. This problem is dealt with in exactly the same way as was done in ref. [3], section 6.1. We used in fact the same decomposition of the large  $N_c$  heavy flavour production cross section into contributions with different colour structure, and pick the colour structure with probability proportional to the value of the corresponding contribution.

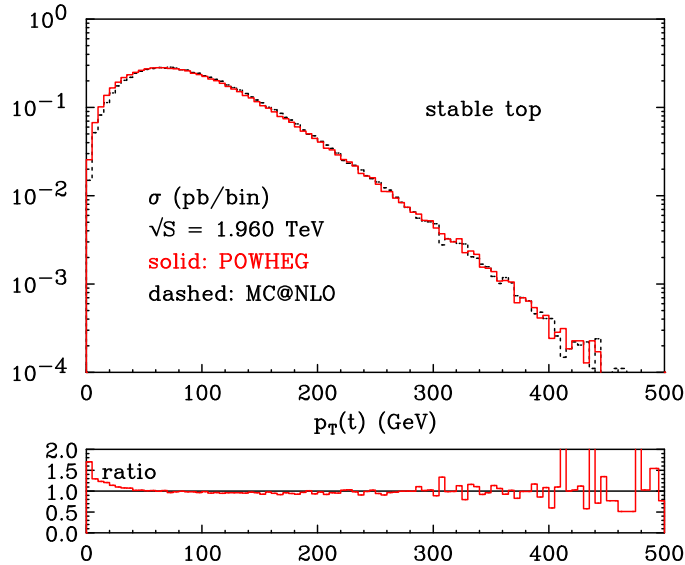
## 7. Results

In this section, we present results obtained with the POWHEG method for a choice of observables relevant to heavy quark production. Our results will be compared to those

obtained with MC@NLO. The two formalisms differ in the treatment of contributions of orders higher than NLO, which are beyond the level of accuracy of the theoretical computations presently available. The difference is mainly due to the way the radiation of matrix element origin is generated, which is typically the hardest radiation. Furthermore, scale choices in the two codes are not the same. Therefore, sizeable differences between the two methods are to be expected for bottom and charm production, where the relevant scale is relatively small, while in the case of top production the discrepancies should in principle be much less important. However, a detailed comparison between the two methods is beyond our present purposes, and it is left for future work.

We shall consider two experimental configurations, namely  $p\bar{p}$  collisions at  $\sqrt{s} = 1960$  GeV, corresponding to the Tevatron Run II configuration, and  $pp$  collisions at  $\sqrt{s} = 14$  TeV, corresponding to the LHC. The results presented in this section have been obtained by setting the top and bottom masses equal to 172 GeV and 4.75 GeV respectively. We have used the MRST2002 set of parton distributions. When considering the decay of top quarks, we have set  $\Gamma_t = 1.31$  GeV.

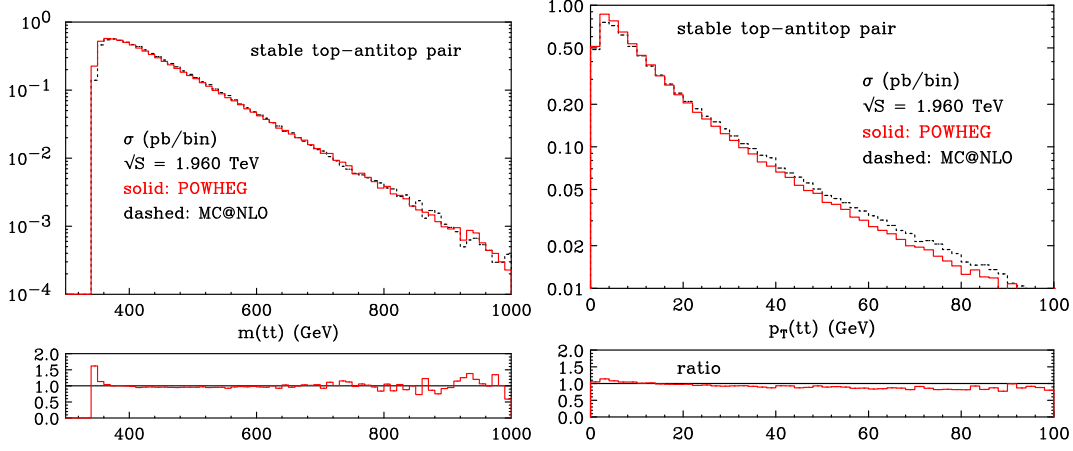
We begin by considering top production. Both the POWHEG and MC@NLO codes include the possibility of generating distributions for either undecayed top quarks, or for the decay products of unstable top quarks, taking spin correlations into account. We will show examples of both cases. We present in fig. 2 the single-inclusive transverse momentum distribution for a stable top quark produced at the Tevatron. The ratio between the



**Figure 2:** Transverse momentum distribution of a top quark at the Tevatron.

POWHEG and the MC@NLO results is also shown in the lower pane. The POWHEG (solid histogram) and MC@NLO (dashed histogram) results are very close to each other over the whole range considered, except in the very small  $p_T$  region, where the POWHEG cross section tends to be larger.

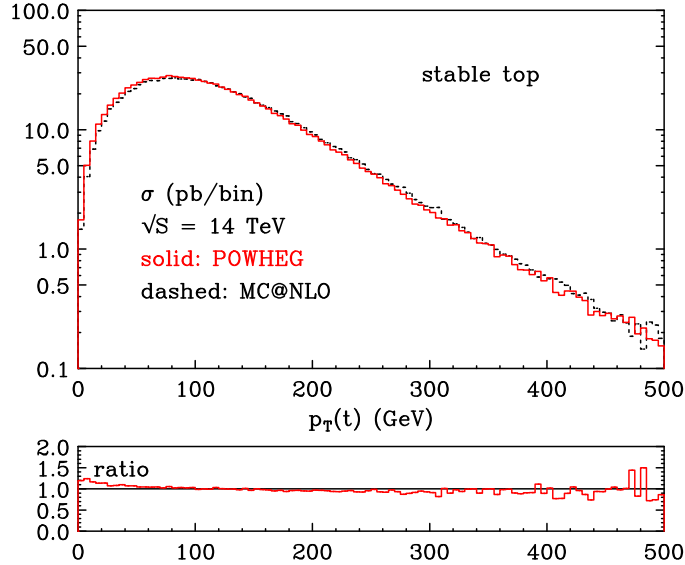
In fig. 3 we present the distributions of the invariant mass and of the transverse momentum of a stable  $t\bar{t}$  pair. The agreement in this case is also quite good; the POWHEG



**Figure 3:** Invariant mass and transverse momentum distributions of  $t\bar{t}$  pairs at the Tevatron.

$p_T(t\bar{t})$  distribution is slightly softer than that of MC@NLO.

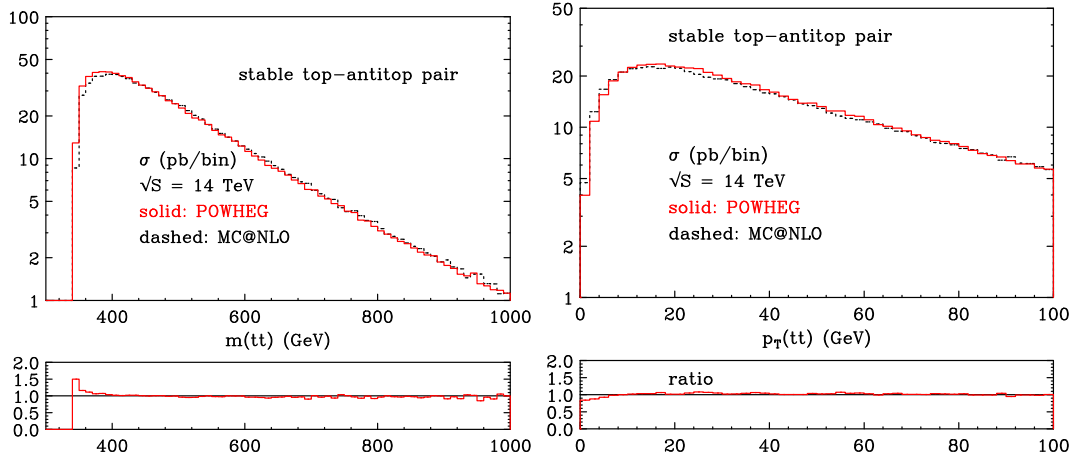
The same observables are in an even better agreement in the case of the LHC. This is shown in figs. 4 and 5. This can be understood as a consequence of the fact that the



**Figure 4:** Transverse momentum distribution of a top quark at the LHC.

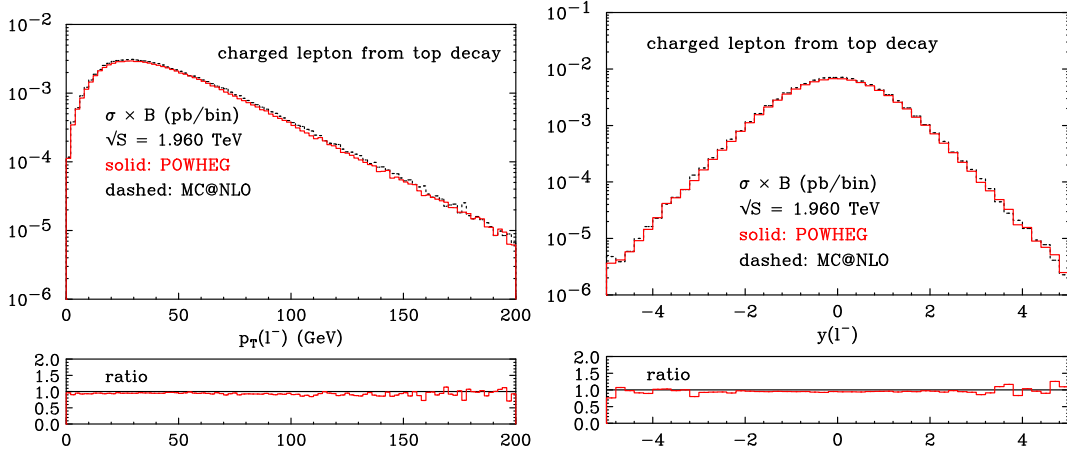
kinematics of the production process is less constrained than at the Tevatron, therefore making the contribution of potentially large logarithms in the perturbative coefficients less important.

We now turn to distributions of the decay products of unstable top quarks. We con-



**Figure 5:** Invariant mass and transverse momentum distributions of  $t\bar{t}$  pairs at the LHC.

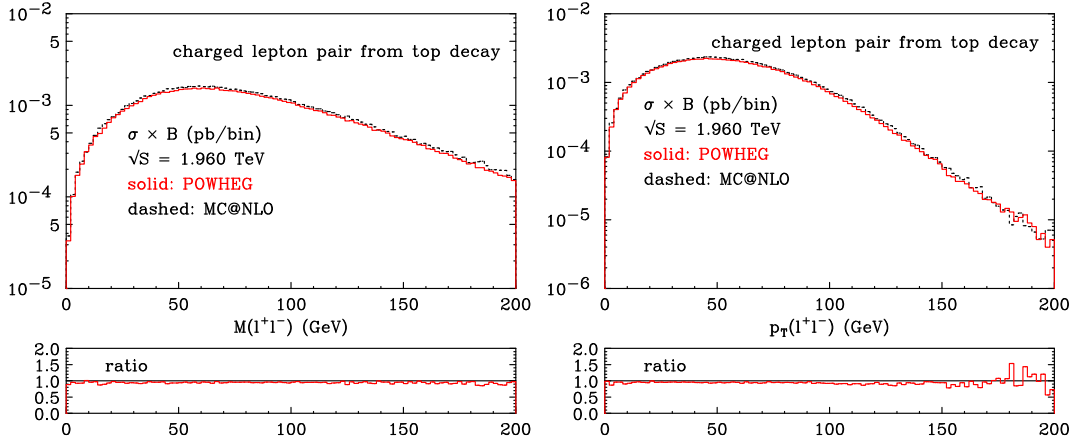
sider here only the dilepton channel, which considerably simplifies the analysis. In fig. 6 we show two representative single-inclusive distributions, namely the transverse momentum and the rapidity of negatively-charged lepton resulting from the  $\bar{t}$  decay, in the Tevatron configuration. Again, both the POWHEG and the MC@NLO predictions are shown, to-



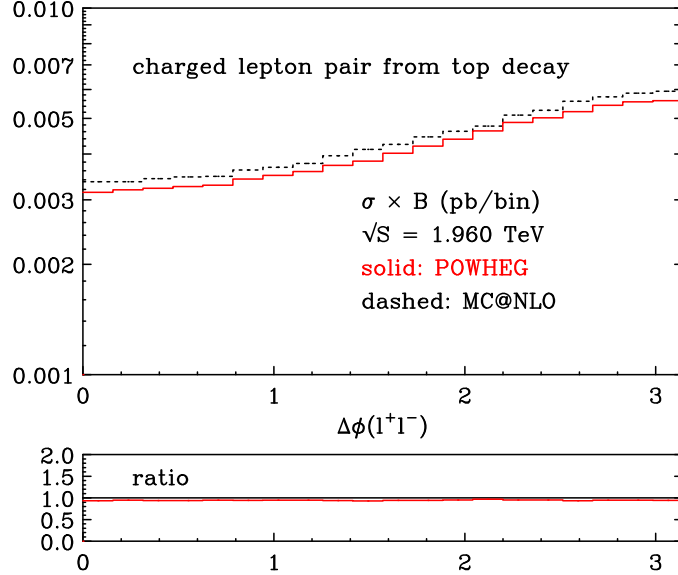
**Figure 6:** Transverse momentum and rapidity of a charged lepton from top decay at the Tevatron.

gether with the ratio between the two results. We see that no significant difference is present. Similar conclusions hold for the invariant mass and for the transverse momentum distributions of the charged-lepton pair, fig. 7, and for the azimuthal distance between the two charged leptons, fig. 8. A similarly good agreement is obtained for the same set of observables computed in the LHC configuration, figs. 9, 10, and 11. The only visible difference is in the overall normalization, which is manifest in figs. 8 and 11. This is due to the different choice of scales in the two computations.

We now turn to the case of bottom production. As is well known, perturbative NLO

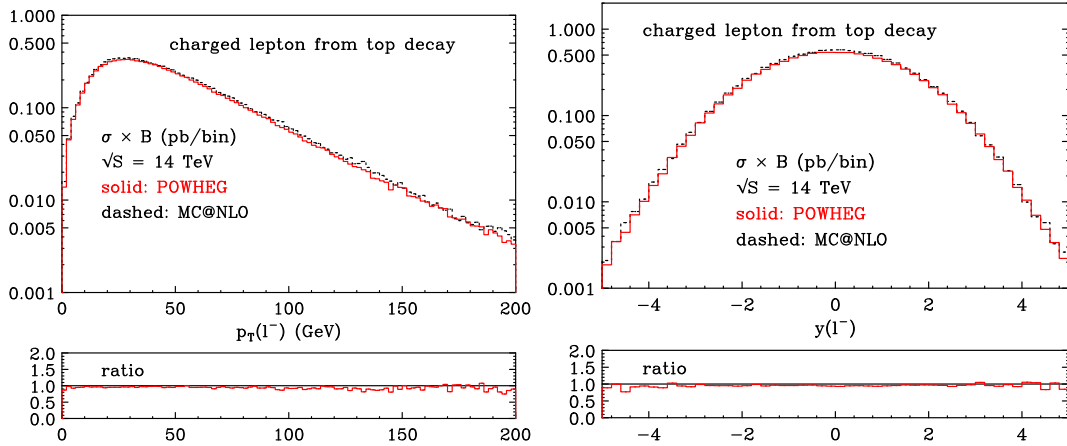


**Figure 7:** Invariant mass and transverse momentum distributions of  $\ell^+\ell^-$  pairs from top decay at the Tevatron.

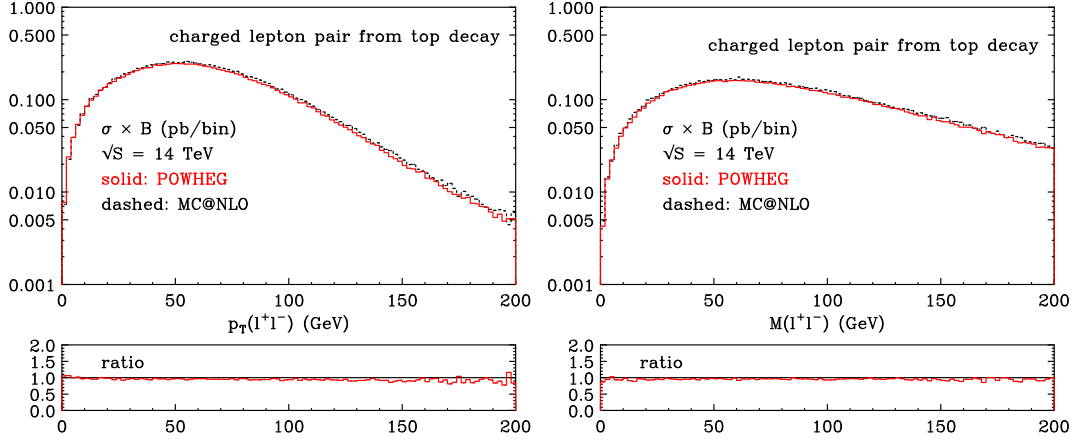


**Figure 8:** Distribution of the azimuthal distance between charged leptons from top decay at the Tevatron.

corrections to bottom production are very large, which implies that yet higher-order contributions are due to play a non-negligible role. As mentioned above, we therefore expect that POWHEG and MC@NLO will show larger discrepancies than in the case of top production purely on the basis of fixed-order expansion. There are, however, other sources of differences between the two approaches. Although both codes have been interfaced to HERWIG in order to obtain the results shown here, there are differences in the logarithmically-enhanced terms beyond the leading one. Furthermore, if POWHEG is interfaced to an MC based on angular-ordered evolution (such as HERWIG), standard showers need be supplemented by truncated showers, whose effect is that of restoring colour coherence, which is lost because



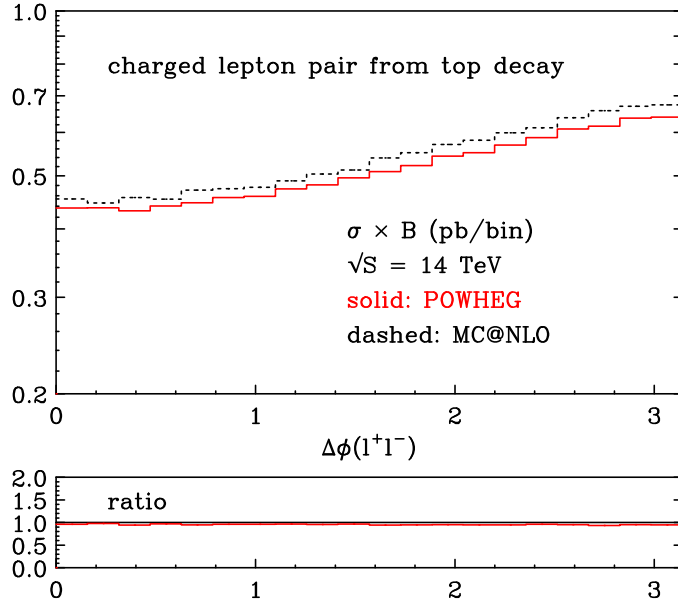
**Figure 9:** Transverse momentum and rapidity of a charged lepton from top decay at the LHC.



**Figure 10:** Invariant mass and transverse momentum distributions of  $\ell^+\ell^-$  pairs from top decay at the LHC.

of the requirement that the hardest radiation be always the first. Since truncated showers are inherently soft, there are reasons to believe that their effects are not too large. At present, the only study of the impact of truncated showers has been performed in ref. [11], in the context of  $e^+e^-$  annihilation, where it was found to be small. No studies have been performed in the case of hadron collisions.

In fig. 12 we present sample comparisons between POWHEG and MC@NLO results for bottom production at the Tevatron. All observables shown are relevant to lowest-lying  $b$ -flavoured meson states. We show the single-inclusive  $p_T$  (upper left pane), the pair  $p_T$  (upper right pane), and the azimuthal distance, without (lower left pane) and with (lower right pane) kinematic cuts; in the latter case, the cuts  $|y| < 1$  and  $p_T > 5$  GeV are applied to both the  $B$ 's of the pair. The two  $p_T$  distributions show a fair agreement, with POWHEG marginally (for single inclusive  $p_T$ ) or markedly (for the tail of the  $p_T$  of the pair) harder than MC@NLO. There are very clear differences in shape between the two



**Figure 11:** Distribution of the azimuthal distance between charged leptons from top decay at the LHC.

azimuthal distributions. The discrepancy tends to be smaller when cuts are applied. As for the  $p_T$  of the pair, POWHEG gives harder results than MC@NLO, which we attribute mainly to the different treatment of hard radiation in the two formalisms. Finally, we point out that the POWHEG code is capable of producing bottom and charm distributions at the LHC energy, essentially without negatively-weighted events. In ref. [1] example input files are provided for bottom and charm production at the Tevatron and at the LHC, interfaced to both the HERWIG and PYTHIA shower Monte Carlo programs.

## 8. Conclusions

In this paper we have presented the implementation of heavy quark pair production according to the POWHEG formalism, which allows an NLO QCD computation to be matched with Parton Shower simulations. The fortran code we have constructed can be used to predict any infrared safe observable in  $t\bar{t}$ ,  $b\bar{b}$ , and  $c\bar{c}$  production at hadron colliders. We have compared our results with MC@NLO for  $t\bar{t}$  production at the LHC and at the Tevatron, and for  $b\bar{b}$  production at the Tevatron. In the case of top production, we observe a very good agreement between POWHEG and MC@NLO, for all the observables we have considered. On the other hand, the two approaches differ significantly for some observables in  $b\bar{b}$  production, which implies that for such low-mass quarks perturbative corrections of order higher than next to leading are expected to play a non-negligible role.

## Acknowledgement

We thank Rachid Guernane for testing our code and suggesting speed improvements.



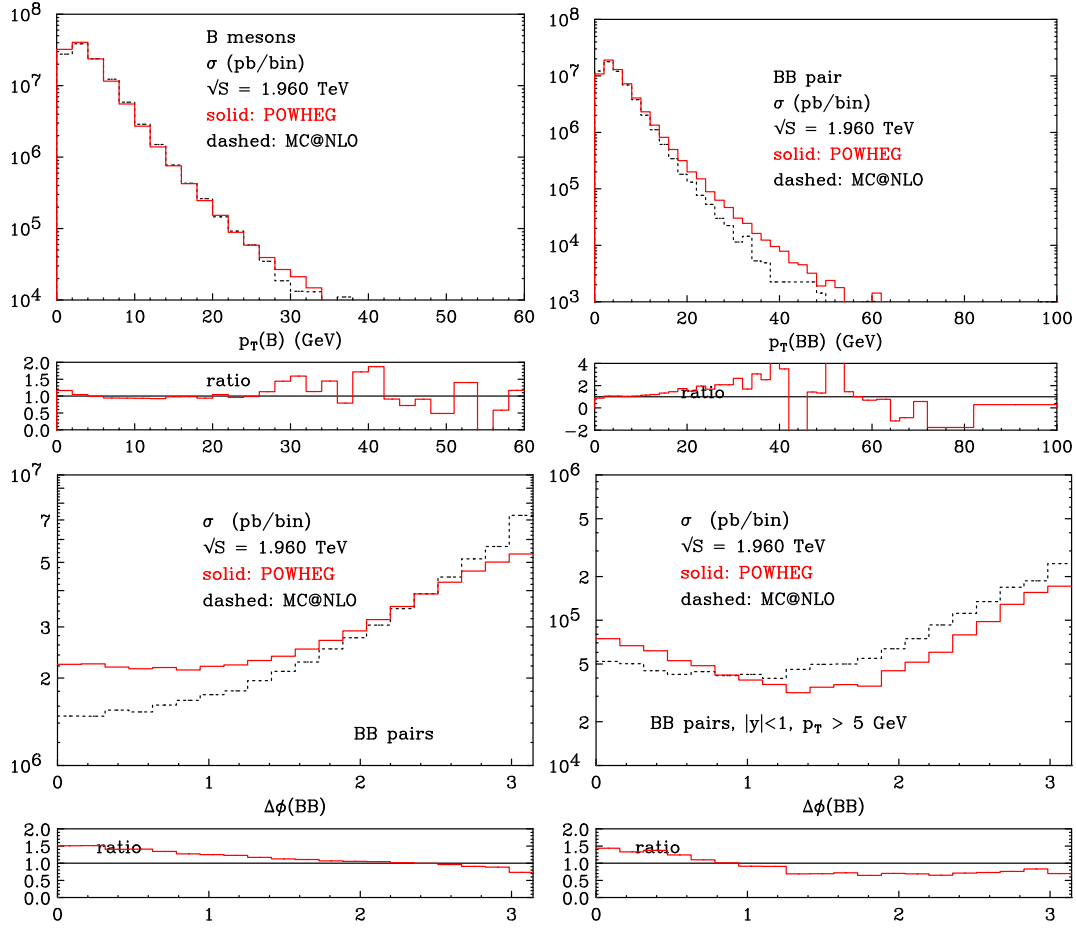


Figure 12: Bottom hadron distributions at the Tevatron.

## References

- [1] P. Nason, *A new method for combining nlo qcd with shower monte carlo algorithms*, *JHEP* **11** (2004) 040, [[hep-ph/0409146](#)].
- [2] S. Frixione and B. R. Webber, *Matching nlo qcd computations and parton shower simulations*, *JHEP* **06** (2002) 029, [[hep-ph/0204244](#)].
- [3] S. Frixione, P. Nason, and B. R. Webber, *Matching nlo qcd and parton showers in heavy flavour production*, *JHEP* **08** (2003) 007, [[hep-ph/0305252](#)].
- [4] P. Nason and G. Ridolfi, *A positive-weight next-to-leading-order monte carlo for z pair hadroproduction*, *JHEP* **08** (2006) 077, [[hep-ph/0606275](#)].
- [5] P. Nason, S. Dawson, and R. K. Ellis, *The total cross-section for the production of heavy quarks in hadronic collisions*, *Nucl. Phys.* **B303** (1988) 607.
- [6] P. Nason, S. Dawson, and R. K. Ellis, *The one particle inclusive differential cross-section for heavy quark production in hadronic collisions*, *Nucl. Phys.* **B327** (1989) 49–92.
- [7] M. L. Mangano, P. Nason, and G. Ridolfi, *Heavy quark correlations in hadron collisions at next-to-leading order*, *Nucl. Phys.* **B373** (1992) 295–345.

- [8] S. Frixione, P. Nason, and G. Ridolfi, *The powheg-hvq manual version 1.0*, [arXiv:0707.3081](#) [[hep-ph](#)].
- [9] R. Bonciani, S. Catani, M. L. Mangano, and P. Nason, *Sudakov resummation of multiparton qcd cross sections*, *Phys. Lett.* **B575** (2003) 268–278, [[hep-ph/0307035](#)].
- [10] S. Frixione, P. Nason, and C. Oleari, *Matching nlo qcd computations with parton shower simulations: the powheg method*, **in preparation**.
- [11] O. Latunde-Dada, S. Gieseke, and B. Webber, *A positive-weight next-to-leading-order monte carlo for  $e^+e^-$  annihilation to hadrons*, *JHEP* **02** (2007) 051, [[hep-ph/0612281](#)].

