

A Review of H₂CO 6 cm Masers in the Galaxy

E. Araya^{1,2}, P. Hofner^{1,2} and W. M. Goss¹

¹National Radio Astronomy Observatory, P.O. Box 0, Socorro, NM 87801, USA

²New Mexico Institute of Mining and Technology, Physics Department, 801 Leroy Place,
Socorro, NM 87801, USA
email: earaya@nrao.edu

Abstract. We present a review of the field of formaldehyde (H₂CO) 6 cm masers in the Galaxy. Previous to our ongoing work, H₂CO 6 cm masers had been detected in the Galaxy only toward three regions: NGC 7538 IRS1, Sgr B2, and G29.96–0.02. Current efforts by our group using the Very Large Array, Arecibo, and the Green Bank Telescope have resulted in the detection of four new H₂CO 6 cm maser regions. We discuss the characteristics of the known H₂CO masers and the association of H₂CO 6 cm masers with very young regions of massive star formation. We also review the current ideas on the pumping mechanism for H₂CO 6 cm masers.

Keywords. masers, stars: formation, ISM: molecules, HII regions, radio lines: ISM

1. Introduction

Formaldehyde (H₂CO) was the first organic polyatomic molecule discovered in the interstellar medium. H₂CO is an asymmetric top molecule, however the asymmetry is small; the moment of inertia for rotation of the molecule about the ‘c’ axis is slightly greater than the moment of inertia about the ‘b’ axis (Figure 1a). In the case of ortho-H₂CO (i.e., when the nuclear spins of the hydrogen atoms are parallel), the small asymmetry causes splitting of the rotational states into closely spaced energy levels known as K-doublets (Figure 1b). Electric dipole transitions between low energy K-doublets ($\Delta K_c = \pm 1$, $\Delta J = 0$, Q-branch transitions, e.g., Townes & Schawlow 1975) result in radio-frequency lines.

The first detection of H₂CO was reported by Snyder et al. (1969). They found H₂CO absorption in the 6 cm line ($J_{K_a K_c} = 1_{11} - 1_{10}$; $\nu_o = 4829.6596$ MHz for the F=2-2 hyperfine component, Tucker et al. 1971), i.e., the K-doublet transition from the lowest ortho-H₂CO energy levels (Figure 1b). Soon after the first detection of H₂CO, Palmer et al. (1969) discovered H₂CO 6 cm absorption against the 2.7 K Cosmic Microwave Background (CMB), implying an excitation temperature $T_{ex} < 2.7$ K for the H₂CO 6 cm K-doublet in Galactic dark clouds. The detection of H₂CO absorption against the CMB (the so called *anomalous* absorption of H₂CO) required an anti-inversion (cooling) mechanism that was promptly recognized to be caused by H₂ collisions (Townes & Cheung 1969, Garrison et al. 1975, Evans et al. 1975a, Green et al. 1978).

Almost four decades after its discovery, the H₂CO 6 cm line has been detected toward hundreds of regions in the Galaxy. H₂CO has been observed in *absorption* against the CMB, Galactic and extragalactic radio continuum sources (e.g., Rodríguez et al. 2006, Young et al. 2004, Sewilo et al. 2004b, Watson et al. 2003, Araya et al. 2002, Downes et al. 1980). In sharp contrast to the ubiquitous H₂CO 6 cm absorption line, H₂CO 6 cm *emission* is an extremely rare phenomenon: H₂CO 6 cm emission has been confirmed as megamaser emission only toward four extragalactic objects (Araya et al. 2004a, Baan

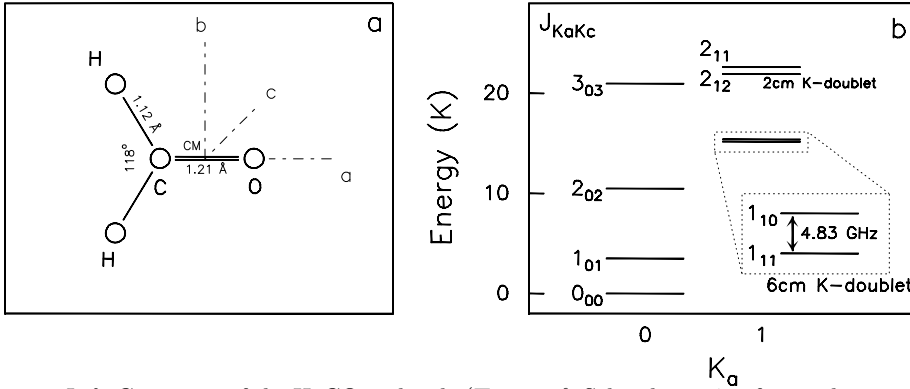


Figure 1. *Left:* Geometry of the H_2CO molecule (Townes & Schawlow 1975; for aesthetic reasons we show a ‘left-handed’ a-b-c coordinate axis). *Right:* H_2CO energy level diagram of states with $E(J_{K_a K_c}) < 30$ K (Jaruschewski et al. 1986).

private communication), found as thermal emission only toward the Orion BN/KL region (Zuckerman et al. 1975, see also Araya et al. 2006b)[†], and only 7 Galactic maser regions have been reported (Forster et al. 1980, Whiteoak & Gardner 1983, Pratap et al. 1994, Araya et al. 2005, 2006a, 2007 *in prep.*). In this article we review the field of H_2CO 6 cm masers: the characteristics of the known masers, the astrophysical environments where the masers are found, and the current ideas on the excitation of H_2CO 6 cm masers.

2. H_2CO 6 cm Maser Surveys

The first H_2CO maser region detected was NGC 7538. Using the Effelsberg 100 m telescope, Downes & Wilson (1974) detected a double peak emission profile superimposed with an absorption feature (see Figure 2 for a recent spectrum of the maser). Aperture synthesis observations by Forster et al. (1980) and Rots et al. (1981) demonstrated the maser nature of the H_2CO 6 cm emission. Approximately 10 years after the detection of H_2CO emission in NGC 7538, Whiteoak & Gardner (1983) using the VLA detected maser emission from five locations in Sgr B2. Mehringer et al. (1994) conducted further VLA observations ($\theta_{syn} \sim 1''$) of the region and detected four more H_2CO maser sites, resulting in a total of nine H_2CO 6 cm maser sites in Sgr B2.

Since the detections by Downes & Wilson (1974) and Whiteoak & Gardner (1983), there have been 6 surveys specifically focused on the search for H_2CO masers (see Table 1). Given the ubiquitous H_2CO 6 cm absorption in molecular clouds (e.g., Watson et al. 2003) and the weak intensity of the known H_2CO 6 cm masers (see §3), surveys for H_2CO maser emission have been conducted using large single dish radio telescopes and interferometers to detect weak lines (~ 100 mJy) and to avoid confusion due to H_2CO absorption.

The survey by Forster et al. (1985) focused on OH maser sources, including not only massive star forming regions but also OH maser stars. The survey yielded no new detections. Pratap et al. (1994) and Mehringer et al. (1995) conducted observations of active regions of massive star formation known to harbor ultra-compact H II regions as well as

[†] H_2CO 6 cm thermal emission was also reported toward comets Halley and Machholz (1988j) (Snyder et al. 1989, 1990; see however Bockelée-Morvan & Crovisier 1992). Emission of the 2 cm K-doublet is also rare (Martín-Pintado et al. 1985, Johnston et al. 1984, Loren et al. 1983, Wilson et al. 1982, Evans et al. 1975b), and maser emission from the 2 cm transition has not been observed.

Table 1. H₂CO 6 cm Galactic Masers

Reference	Sample	Telescope	Detections	Selection Criteria
Downes & Wilson (1974)	1	Effelsberg	NGC 7538*	NGC 7538
Whiteoak & Gardner (1983)	1	VLA	Sgr B2*	Sgr B2
Forster et al. (1985)	19	WSRT	—	OH Maser Sources
Pratap et al. (1994)	7	VLA	G29.96–0.02*	UCHII Regions
Mehring et al. (1995)	22	VLA	—	MSFR
Araya et al. (2004b)	15	Arecibo	IRAS 18566+0408	Weak Cont. MSFR
Araya et al. (2007a)	58	GBT/VLA	G23.71–0.20*	MSFR, H ₂ CO Spectra
Araya et al. (2007 <i>in prep.</i>)	14	VLA	G23.01–0.41 & G25.83–0.18	MSFR, H ₂ CO Spectra

* Sources that have been observed with MERLIN and/or the VLBA (see §3).

maser emission from a variety of molecules. Out of 29 sources observed with the VLA in these surveys, only G29.96–0.02 was found to harbor H₂CO maser emission.

Recently, Araya and collaborators conducted three surveys exploring different search strategies: 1. they observed regions of weak radio continuum to reduce confusion due to H₂CO absorption and focused on massive star forming regions thought to be in an evolutionary stage prior to the ultra-compact H II phase (Arecibo and GBT; Araya et al. 2004b, 2007a), 2. they observed massive star forming regions independently of the radio continuum to search for strong and potentially variable masers (GBT; Araya et al. 2007a), and 3. they conducted VLA observations of sources that had been previously observed with the GBT or Arecibo and that showed complex absorption line profiles consistent with H₂CO emission blended with absorption (Araya et al. 2007a, 2007 *in prep.*). The three surveys resulted in detection of four new maser regions: IRAS 18566+0408 (Araya et al. 2004b, 2005), G23.71–0.20 (Araya et al. 2006a, 2007a), G23.01–0.41 and G25.83–0.18 (Araya et al. 2007 *in prep.*).

3. Physical Properties

H₂CO masers are weaker in comparison with most OH, H₂O, and CH₃OH masers; the flux density range of the known H₂CO masers is between 10 mJy (for the maser in IRAS 18566+0408; see poster contribution by Araya et al. in these proceedings) and ~2 Jy (for the brightest masers in Sgr B2 and NGC 7538; Hoffman et al. 2007, Araya et al. 2007a), while most masers have flux densities of the order of ~100 mJy. Two maser regions have been observed at ~50 mas angular resolution with MERLIN: NGC 7538 (Hoffman et al. 2003), and G23.71–0.20 (Araya et al. 2007 *in prep.*). MERLIN observations recover most ($\gtrsim 70\%$) of the flux density detected at lower angular resolutions, and the masers are unresolved or barely resolved. Araya et al. (2007 *in prep.*) find a brightness temperature $\gtrsim 10^5$ K for the maser in G23.71–0.20.

Three sources have been observed at ~10 mas angular resolution with the VLBA: NGC 7538, G29.96–0.02, and Sgr B2. Hoffman et al. (2003) report brightness temperatures between 10^6 and 10^8 K for the masers in G29.96–0.02 and NGC 7538. Two of the nine maser components in Sgr B2 were observed with the VLBA by Hoffman et al. (2007). They also found brightness temperatures in the 10^8 K range. In general, only a fraction of the flux density is recovered with the VLBA, and as in the case of other astrophysical masers, the lines are narrower in the VLBA observations compared with VLA or single dish observations. Hoffman et al. (2007) discuss these results in the context of a core-halo model, where the maser brightness distribution is the result of the superposition of two Gaussian components, one compact (~10 mas) saturated component that is

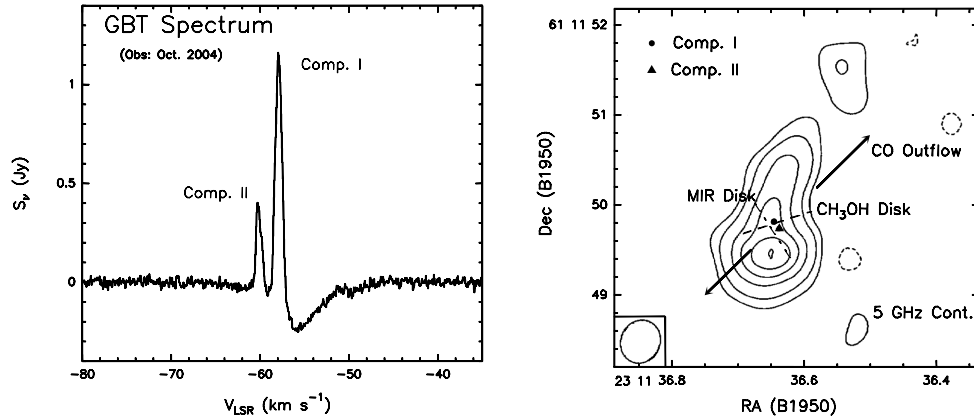


Figure 2. *Left:* H_2CO 6 cm spectrum of NGC 7538 IRS1 (Araya et al. 2007a). Two maser components are blended with an H_2CO absorption line. *Right:* Location of the two H_2CO maser components (dot and triangle) superimposed on the 6 cm radio continuum in NGC 7538 IRS1 (Rots et al. 1981). Re-reduction of the Rots et al. (1981) data using a more accurate position of the phase calibrator results in H_2CO maser positions that are consistent with the VLBA and MERLIN values reported by Hoffman et al. (2003). The direction of the CO (2–1) outflow is indicated by arrows (Davis et al. 1998), and two possible orientations of a circumstellar disk in the region are shown with dot-dashed (MIR Disk, De Buizer & Minier 2005) and dashed (CH₃OH Disk, Pestalozzi et al. 2004) lines.

detected with the VLBA ($T_b \sim 10^8$ K), and one extended and unsaturated halo that is resolved out by the VLBA observations ($T_b \sim 10^5$ K). Based on the VLBA and MERLIN results, the projected physical size of the masers is between 30 and ~ 200 AU, while the maser gain range between -6 and -12 ; the emission is unpolarized within the current sensitivity limits (Hoffman et al. 2003, 2007).

4. Line Profiles and Velocity Gradients

With the exception of Sgr B2 where nine H_2CO maser spots have been found (some of them showing multiple-peaked and broad line profiles, e.g., Mehringer et al. 1994), the H_2CO maser line profiles are relatively simple. A peculiar characteristic of the known H_2CO maser regions is that double peaked profiles are very common; double peaked profiles have been detected in NGC 7538 (e.g., Figure 2), G29.96–0.02 (Pratap et al. 1994, Hoffman et al. 2003), IRAS 18566+0408 (Araya et al. 2007c), G25.83–0.18 (Figure 3), and possibly toward G23.01–0.41 (Araya et al. 2007 *in prep.*). In all of these cases the velocity separation of the maser components is less than 3 km s^{-1} , and the components are (in most cases) spatially coincident in VLA observations. The double peaked profiles are unlikely caused by the hyperfine structure of the 6 cm H_2CO transition. Recent high spectral resolution (0.1 km s^{-1} channel width) VLA observations of the masers in G23.01–0.41 and G25.83–0.18 (Araya et al. 2007 *in prep.*) show very narrow maser components ($\text{FWHM} \sim 0.3 \text{ km s}^{-1}$), possibly due to the line narrowing effect of unsaturated masers.

In the case of the H_2CO masers in NGC 7538, the components are oriented in a NE–SW direction, with a projected separation of 79 mas (240 AU). VLBA observations of the red shifted component show a $1900 \text{ km s}^{-1} \text{ pc}^{-1}$ velocity gradient also in a NE–SW orientation (see figures 4 and 5 of Hoffman et al. 2003).

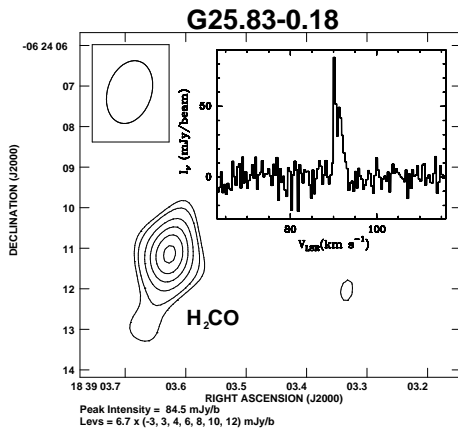


Figure 3. H₂CO 6 cm maser emission in G25.83–0.18 detected with the VLA by Araya et al. (2007 *in prep.*). Excluding the masers in Sgr B2, five out of six sources show double peak profiles.

5. Variability

Prior to the recent work by Araya et al. (2007c), variability of H₂CO masers had been observed only in some of the Sgr B2 masers and in the NGC 7538 masers; only long time-scale variability (> 1 yr) had been reported (e.g., Mehringer et al. 1994, Hoffman et al. 2003). In the case of the variability of the H₂CO masers in NGC 7538 and based on the similar variability-rate of the two maser components (Figure 4 *left panel*), Araya et al. (2007a) suggested that the variability of the masers may be caused by a perturbation that took ~ 14 yr \dagger to reach Comp. II after having reached Comp. I. If that were the case, an increase in the rate-of-change of the intensity of Comp. II would be expected after the year 2009. The variability of the two maser components could be related to the precessing jet reported by Kraus et al. (2006).

Araya et al. (2007c) have recently found a new type of H₂CO maser variability, namely, short term flares. Using Arecibo, VLA, and GBT data, Araya et al. (2007c) reported occurrence of an outburst of the H₂CO 6 cm maser in IRAS 18566+0408; the maser flare lasted for less than three months and decayed to the pre-flare intensity within a month. The H₂CO maser in IRAS 18566+0408 has a double peak profile. Both components varied by approximately the same factor and in the same time period; no change in the line widths and peak velocities was detected. Araya et al. (2007c) discussed the implications of the flare on the possible excitation mechanism of the maser, and concluded that if the flare were due to a maser gain change, then (independently of the saturation state of the maser) the pumping mechanism is likely radiative; whereas if the maser is unsaturated, then a change in the background 6 cm radio continuum might have been amplified by the maser gas (independently on the maser pumping mechanism).

A monitoring program of the maser with Arecibo has recently resulted in the detection of a second H₂CO maser burst in IRAS 18566+0408 (Figure 4, *right panel*); showing that the flares are recurrent in this source. Araya and collaborators are also monitoring the CH₃OH 6.7 GHz masers in the region, and found that one of the CH₃OH maser components showed the same outburst as the H₂CO 6 cm maser (Figure 4, *right panel*). The CH₃OH maser peak that showed the flare does not correspond in velocity to the H₂CO maser, hence the masers originate in different regions. It is possible that both masers are

\dagger Curiously, the period of the long-term variability of H₂O masers in the region reported by Lekht et al. (2004) is ~ 13 yr.

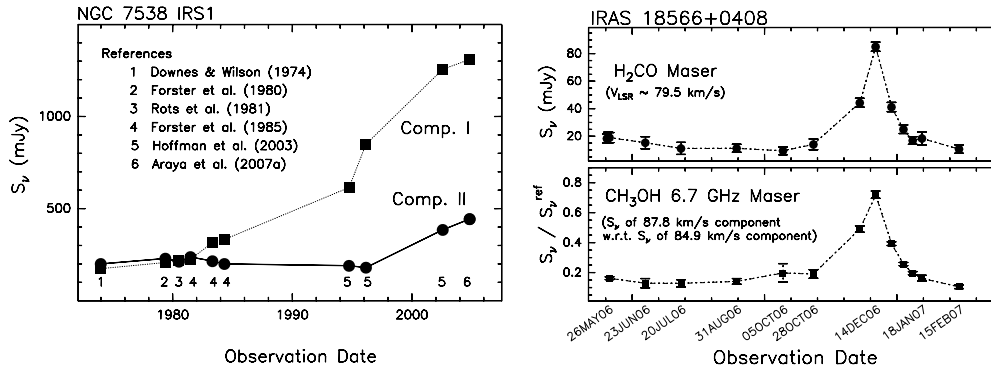


Figure 4. *Left:* Long term variability of the H_2CO masers in NGC 7538. The similar intensity rate-of-change of the two maser components after the onset of the variability lead Araya et al. (2007a) to propose that the variability of both components may have a common origin. *Right:* Arecibo light-curve of the second short-term H_2CO maser flare detected (Araya et al. 2007 *in prep*). Araya and collaborators are also monitoring with Arecibo the CH_3OH 6.7 GHz masers; one of the CH_3OH maser components showed the same outburst as the H_2CO 6 cm maser (see poster contribution by Araya and collaborators in these proceedings).

unsaturated and that a change in the background radio continuum was amplified by the CH_3OH and H_2CO masers (see poster contribution by Araya and collaborators in these proceedings).

Variability of some of the H_2CO masers in Sgr B2 has also been found (Mehring et al. 1994, Hoffman et al. 2007); however the available data are insufficient to establish whether the masers show long term variability or maser flares as in IRAS 18566+0408.

6. Astrophysical Environments: H_2CO masers pinpointing disk candidates around young massive stars

Motivated by the detection of H_2CO maser emission toward NGC 7538 and Sgr B2 (both massive star forming regions) the subsequent surveys for H_2CO maser emission have been conducted mainly toward regions of massive star formation (Table 1). However, H_2CO 6 cm observations have also been carried out toward a number of non-massive star forming regions and no new maser has been reported (e.g., Araya et al. 2006b, 2003; Rodríguez et al. 2006; Young et al. 2004). Thus, H_2CO 6 cm masers appear to be exclusively associated with massive star formation.

Except for some of the H_2CO masers in Sgr B2, H_2CO masers are mostly found along line-of-sights devoid of strong compact radio continuum (though continuum regions may be found nearby, e.g., Pratap et al. 1994); they are located close to CLASS II CH_3OH and H_2O masers (in many cases coincident within a synthesized beam), deeply embedded infrared sources and/or other evidence of massive star formation such as hyper-compact H II regions and hot molecular cores (e.g., Araya et al. 2007b, 2006a, 2005; Hoffman et al. 2007, 2003; Pratap et al. 1994). Thus, H_2CO masers appear to trace young massive stellar objects before the onset of a bright ultra-compact HII region. Moreover, in the case of three of the H_2CO maser sources that have been studied in detail, there is some evidence for an association between H_2CO maser emission and circumstellar disks:

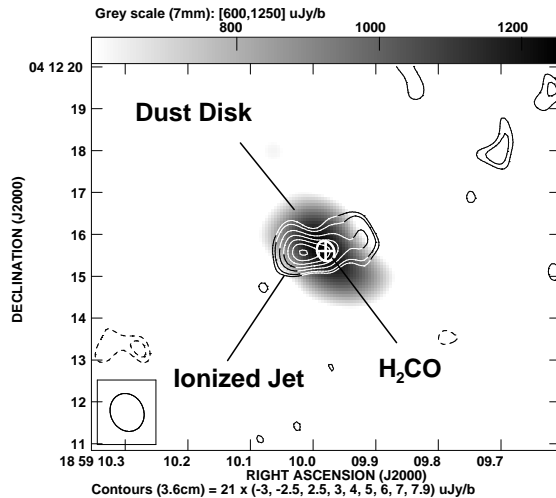


Figure 5. Location of the H₂CO 6 cm maser in IRAS 18566+0408 with respect to 7 mm (gray scale) and 3.6 cm (contours) continuum detected with the VLA. Araya et al. (2007b) concluded that the 3.6 cm emission is tracing an ionized jet whereas the 7 mm emission is dominated by dust emission from a possible massive circumstellar disk (torus). The H₂CO maser is coincident with the massive disk candidate.

- **G29.96–0.02** is a massive star forming region that harbors an ultra-compact H II region and a hot molecular core (e.g., Cesaroni et al. 1994). The H₂CO maser is coincident with the hot molecular core (Pratap et al. 1994). Hot molecular cores are believed to be an evolutionary phase prior to the formation of an ultra-compact H II region (e.g., Churchwell 2002), thus the H₂CO maser pinpoints a very young region of massive star formation. Olmi et al. (2003) report evidence of infall and a massive rotating disk in the hot molecular core. Thus, the H₂CO 6 cm emission may be associated with a disk around a massive young stellar object. However, the assumption of a single massive disk might be over-simplistic given the complex sub-mm morphology found by Beuther et al. (2007).
- **NGC 7538 IRS1** is a massive star forming region which harbors a hyper-compact H II region (e.g., Sewilo et al. 2004a), and a CO outflow centered at the NGC 7538 IRS1 position (Figure 2, right panel). NGC 7538 IRS1 is one of the few sources where a circumstellar disk around a massive (proto)star has been reported. However, the orientation of the disk is controversial. Based on CH₃OH maser data by Minier et al. (1998, 2000, 2001), Pestalozzi et al. (2004) report a possible Keplerian disk oriented \sim SE–NW. However, based on mid-IR observations, De Buizer & Minier (2005) considered that the CH₃OH masers are tracing the outflow and that the disk is oriented in a NE–SW direction (i.e., perpendicular to the CO outflow, see Figure 2, right panel). As mentioned in §4, the two H₂CO maser spots are oriented NE–SW, and the velocity gradient of Comp. I is also in the NE–SW direction, i.e., perpendicular to the CO outflow and parallel to the MIR disk. The H₂CO 6 cm masers appear to trace material very close to (within 1000 AU) or directly associated with a circumstellar disk.
- **IRAS 18566+0408** was classified by Zhang (2005) as a massive circumstellar disk candidate. Based on high sensitivity and angular resolution 6, 3.6, 1.3, and 0.7 cm VLA continuum observations, Araya et al. (2007b) recently found supporting evidence for the presence of a massive circumstellar disk in IRAS 18566+0408 (see Figure 5). The massive disk (torus) is traced by 7 mm dust emission and has an elongation almost perpendicular

to an ionized jet traced by cm radio continuum. The H₂CO maser is coincident with the center of the massive disk candidate.

7. Pumping Mechanism of H₂CO 6 cm Masers

Although the number of H₂CO 6 cm maser sources is still small, in the past few years significant progress in the characterization of H₂CO masers and their environments has been made; however, a theoretical understanding of the excitation mechanism of H₂CO masers is still lacking. Even before the detection of the first H₂CO maser, several authors mentioned and/or discussed possible excitation mechanisms that would result in maser emission of the 6 cm line; including collisional excitation with H₂ molecules and electrons (Thaddeus 1972; see also Fig.14 of Evans et al. 1975a), and infrared pumping (Litvak 1970). However, only Boland & de Jong (1981) developed a specific model to explain one of the known H₂CO masers (NGC 7538). This model is based on inversion via background radio continuum radiation; however, the model appears to be incapable of explaining most of the known H₂CO masers (Araya et al. 2007b, Hoffman et al. 2007, 2003, Pratap et al. 1994, Mehringer et al. 1994; see however Pratap et al. 1992).

Besides inversion by radio continuum, other proposed excitation mechanisms appear to be possible: 1. Hoffman et al. (2007, 2003) and Araya et al. (2005) find indications that the masers could be collisionally excited in shocked regions (see also Martín-Pintado et al. 1999), 2. some H₂CO masers are found close to deeply embedded infrared objects and thus infrared pumping could be possible (Araya et al. 2006a), and 3. H₂CO masers are located close to very young massive stellar objects where a high ionization fraction is expected, and thus electron collision may play a role in the pumping.

Araya et al. (2007 *in prep.*) explore excitation of H₂CO masers via H₂ and electron collisions and have found that collision with electrons can indeed produce an inversion of the 6 cm K-doublet (see also Thaddeus 1972). However, preliminary results by Araya et al. (2007 *in prep.*) appear to require long path lengths ($\sim pc$ scales) to reproduce the brightness temperature of the known H₂CO masers. Parsec-scale path lengths of coherent velocity and homogeneous physical conditions in massive star forming regions are unlikely. However pumping of H₂CO by electron collisions appears to be a promising mechanism to explain extragalactic megamasers (Araya et al. 2007 *in prep.*, see also Araya et al. 2004a; Baan & Haschick 1995). Araya et al. (2007 *in prep.*) also find that including radiation trapping, the 6 cm K-doublet may be inverted at a molecular density of $\sim 10^6 \text{ cm}^{-3}$ (i.e., in the transition between anomalous H₂CO absorption and thermalization). However, the model depends on accurate H₂(ortho/para) – H₂CO collision rates which are not available at present (e.g., Green 1991; see also Hoffman et al. 2003).

8. Why are H₂CO Masers so Rare?

In spite of a number of surveys specifically focused on the search for H₂CO masers and hundreds of sources for which H₂CO 6 cm absorption studies have been conducted (e.g., Table 1, Araya et al. 2002, Watson et al. 2003, Sewilo et al. 2004), H₂CO maser emission has been detected only toward 7 regions (and in a total of 15 maser spots at 1'' resolution). Thus, H₂CO maser emission is indeed a rare phenomenon. Reformulating the ideas presented by Mehringer et al. (1995), Pratap et al. (1992), and Forster et al. (1985), H₂CO masers may be uncommon because: 1. they are weak in comparison with other astrophysical masers and/or are highly beamed: the brightest known H₂CO maser is just $\sim 2 \text{ Jy}$; 2. they occur at LSR velocities close to the systemic velocity of the star forming regions and thus the maser emission is highly attenuated by large optical depths of the H₂CO absorption line: H₂CO masers are typically found within $\sim 5 \text{ km s}^{-1}$

from the systemic cloud velocity as traced by H₂CO absorption (e.g., Figure 2, Araya et al. 2004b) and are not found at high velocities, indicating that H₂CO masers are not associated with high velocity outflows; and 3. the physical conditions needed for the excitation of the masers are very specific, and thus, short-lived in massive star forming region environments. For example, the H₂CO masers (and H II regions) in Sgr B2 are distributed in a N–S direction suggesting that star formation in Sgr B2 was triggered by a cloud collision event (see Sato et al. 2000) and thus the masers may be tracing an isochrone of the physical conditions during the massive star formation process (see Gardner et al. 1986).

9. Summary

Despite the ubiquitous presence of H₂CO 6 cm absorption, there are only 7 known H₂CO maser regions in the Galaxy. Recent VLBA and MERLIN observations toward 4 sources show brightness temperatures between 10⁵ – 10⁹ K, and physical sizes between 30 – 200 AU. At least two masers show long-term variability (>1 year), and one maser source was recently shown to exhibit recurrent short-term (< 3 months) bursts. All known H₂CO 6 cm masers are found in massive star forming regions, and in the case of the three sources that have been studied in detail (NGC 7538 IRS1, G29.96–0.02, and IRAS 18566+0408; excluding Sgr B2) the H₂CO masers pinpoint the location of candidate disks around massive protostars. However, the H₂CO maser mechanism has to be clarified before the masers can be used as an astrophysical probe.

Acknowledgements

The research on H₂CO 6 cm masers by the author (E.A.) has greatly benefited from collaboration with H. Linz, S. Kurtz, W. Baan, M. Sewilo, E. Churchwell, L. Olmi, C. Watson, I. Hoffman, L.F. Rodríguez, G. Garay, & P. Palmer. E.A. is supported by a NRAO predoctoral fellowship. We thank H. Linz and I. Hoffman for comments that improved the manuscript, and H. Beuther for sharing information about the G29.96–0.02 small scale structure based on SMA sub-mm data prior to publication. E.A. thanks the IAU for a travel grant to attend this symposium.

References

- Araya, E., Baan, W., & Hofner, P. 2004a, *ApJS* 154, 541
 Araya, E., Hofner, P., Churchwell, E., & Kurtz, S. 2002, *ApJS* 138, 63
 Araya, E., et al. 2007b, *ApJ* submitted
 Araya, E., Hofner, P., Goldsmith, P., Slysh, S., & Takano, S. 2003, *ApJ* 596, 556
 Araya, E., Hofner, P., Goss, W.M., Kurtz, S., Linz, H., & Olmi, L. 2006a, *ApJ* (Letters) 643, L33
 Araya, E., Hofner, P., Goss, W.M., Linz, H., Kurtz, S., & Olmi, L. 2007a, *ApJS*, 170, 152
 Araya, E., Hofner, P., Kurtz, S., Linz, H., Olmi, L., Sewilo, M., Watson, C., & Churchwell, E. 2005, *ApJ* 618, 339
 Araya, E., Hofner, P., Linz, H., Sewilo, M., Watson, C., Churchwell, E., Olmi, L., & Kurtz, S. 2004b, *ApJS* 154, 579
 Araya, E., Hofner, P., Olmi, L., Kurtz, S., & Linz, H. 2006b, *AJ* 132, 1851
 Araya, E., Hofner, P., Sewilo, M., Linz, H., Kurtz, S., Olmi, L., Watson, C., & Churchwell, E. 2007c, *ApJ* (Letters) 654, L95
 Baan, W.A., & Haschick, A.D. 1995, *ApJ* 454, 745
 Beuther, H., Zhang, Q., Bergin, E.A., et al. 2007, *A&A*, accepted (arXiv:0704.0518)
 Bockelée-Morvan, D., & Crovisier, J. 1992, *A&A* 264, 282
 Boland, W., & de Jong, T. 1981, *A&A* 98, 149
 Cesaroni, R., Churchwell, E., Hofner, P., Walmsley, C.M., & Kurtz, S. 1994, *A&A* 288, 903
 Churchwell, E. 2002, *ARA&A* 40, 27

- Davis, C.J., Moriarty-Schieven, G., Eisloffel, J., Hoare, M.G., & Ray, T.P. 1998, *AJ* 115, 1118
- De Buizer, J.M., & Minier, V. 2005, *ApJ* (Letters) 628, L151
- Downes, D., & Wilson, T.L. 1974, *ApJ* (Letters) 191, L77
- Downes, D., Wilson, T.L., Bieging, J., & Wink, J. 1980, *A&AS* 40, 379
- Evans, N.J. II, Zuckerman, B., Morris, G., & Sato, T. 1975a, *ApJ* 196, 443
- Evans, N.J. II, Zuckerman, B., Sato, T., & Morris, G. 1975b, *ApJ* 199, 383
- Forster, J.R., Goss, W.M., Gardner, F.F., & Stewart, R.T. 1985, *MNRAS* 216, 35
- Forster, J.R., Goss, W.M., Wilson, T.L., Downes, D., & Dickel, H.R. 1980, *A&A* (Letters) 84, L1
- Gardner, F.F., Whiteoak, J.B., & Forster, J.R. 1986, *MNRAS* 218, 385
- Garrison, B.J., Lester, W.A. Jr., Miller, W.H., & Green, S. 1975, *ApJ* (Letters) 200, L175
- Green, S. 1991, *ApJS* 76, 979
- Green, S., Garrison, B.J., Lester, W.A. Jr., & Miller, W.H. 1978, *ApJS* 37, 321
- Hoffman, I.M., Goss, W.M., & Palmer, P. 2007, *ApJ* 654, 971
- Hoffman, I.M., Goss, W.M., Palmer, P., & Richards, A.M.S. 2003, *ApJ* 598, 1061
- Jaruschewski, S., Chandra, S., Varshalovich, D.A., & Kegel, W.H. 1986, *A&AS* 63, 307
- Johnston, K.J., Henkel, C., & Wilson, T.L. 1984, *ApJ* (Letters) 285, L85
- Kraus, S., Balega, Y., Elitzur, M., Hofmann, K.-H., Preibisch, Th., Rosen, A., Schertl, D., Weigelt, G., & Young, E.T. 2006, *A&A* 455, 521
- Lekht, E.E., Munitsyn, V.A., & Tolmachev, A.M. 2004, *Astron. Rep.* 48, 200
- Litvak, M.M. 1970, *ApJ* (Letters) 160, L133
- Loren, R.B., Sandqvist, A., & Wootten, A. 1983, *ApJ* 270, 620
- Martín-Pintado, J., Gaume, R.A., Rodríguez-Fernández, N., de Vicente, P., & Wilson, T.L. 1999, *ApJ* 519, 667
- Martín-Pintado, J., Wilson, T.L., Gardner, F.F., & Henkel, C. 1985, *A&A* 142, 131
- Mehringer, D.M., Goss, W.M., & Palmer, P. 1994, *ApJ* 434, 237
- Mehringer, D.M., Goss, W.M., & Palmer, P. 1995, *ApJ* 452, 304
- Minier, V., Booth, R., & Conway, J. 1998, *A&A* (Letters) 336, L5
- Minier, V., Booth, R., & Conway, J. 2000, *A&A* 362, 1093
- Minier, V., Conway, J., & Booth, R. 2001, *A&A* 369, 278
- Olmi, L., Cesaroni, R., Hofner, P., Kurtz, S., Churchwell, E., & Walmsley, C.M. 2003, *A&A* 407, 225
- Palmer, P., Zuckerman, B., Buhl, D., & Snyder, L.E. 1969, *ApJ* (Letters) 156, L147
- Pestalozzi, M.R., Elitzur, M., Conway, J.E., & Booth, R.S. 2004, *ApJ* (Letters) 603, L113
- Pratap, P., Menten, K.M., & Snyder, L.E. 1994, *ApJ* (Letters) 430, L129
- Pratap, P., Snyder, L.E., & Batrla, W. 1992, *ApJ* 387, 241
- Rodríguez, M.I., Allen, R.J., Loinard, L., & Wiklind, T. 2006, *ApJ* 652, 1230
- Rots, A.H., Dickel, H.R., Forster, J.R., & Goss, W.M. 1981, *ApJ* (Letters) 245, L15
- Sato, F., Hasegawa, T., Whiteoak, J.B., & Miyawaki, R. 2000, *ApJ* 535, 857
- Sewilo, M., Churchwell, E., Kurtz, S., Goss, W.M., & Hofner, P. 2004a, *ApJ* 605, 285
- Sewilo, M., Watson, C., Araya, E., Churchwell, E., Hofner, P., & Kurtz, S. 2004b, *ApJS* 154, 553
- Snyder, L.E., Buhl, D., Zuckerman, B., & Palmer, P. 1969, *Phys. Rev. Lett.* 22, 679
- Snyder, L.E., Palmer, P., & de Pater, I. 1990, *ICARUS* 86, 289
- Snyder, L.E., Palmer, P., & de Pater, I. 1989, *AJ* 97, 246
- Thaddeus, P. 1972, *ApJ* 173, 317
- Townes, C.H., & Cheung, C. 1969, *ApJ* (Letters) 157, L103
- Townes, C.H., & Schawlow, A.L. 1975, *Microwave Spectroscopy* (New York: Dover)
- Tucker, K.D., Tomasevich, G.R., & Thaddeus, P. 1971, *ApJ* 169, 429
- Watson, C., Araya, E., Sewilo, M., Churchwell, E., Hofner, P., & Kurtz, S. 2003, *ApJ* 587, 714
- Whiteoak, J.B., & Gardner, F.F. 1983, *MNRAS* 205, 27
- Wilson, T. L., Martín-Pintado, J., Gardner, F. F., & Henkel, C. 1982, *A&A* (Letters) 107, L10
- Young, K.E., Lee, J.E., Evans, N.J., II, Goldsmith, P.F., & Doty, S.D. 2004, *ApJ* 614, 252
- Zhang, Q. 2005, in: R. Cesaroni, M. Felli, E. Churchwell, & M. Walmsley (eds.), *Massive Star Birth: A Crossroads of Astrophysics* (Cambridge: Cambridge Univ. Press), p. 135
- Zuckerman, B., Palmer, P., & Rickard, L.J. 1975, *ApJ* 197, 571