

THE GENERATION AND DISSIPATION OF INTERSTELLAR TURBULENCE - RESULTS FROM LARGE SCALE HIGH RESOLUTION SIMULATIONS

MIGUEL A. DE AVILLEZ^{1,2} AND DIETER BREITSCHWERDT²

¹Department of Mathematics, University of Évora, R. Romão Ramalho 59, 7000 Évora, Portugal

²Institut für Astronomie, University of Vienna, Türkenschanzstraße 17, A-1180 Vienna, Austria
mavillez, breitschwerdt@astro.univie.ac.at

Submitted to the *Astrophysical Journal (Letters)*, 20 May 2006

ABSTRACT

We study, by means of adaptive mesh refinement hydro- and magnetohydrodynamical simulations that cover a wide range of scales (from kpc to sub-parsec), the dimension of the most dissipative structures and the injection scale of the turbulent interstellar gas, which we find to be about 75 pc, in agreement with observations. This is however smaller than the average size of superbubbles, but consistent with significant density and pressure changes in the ISM, which leads to the break-up of bubbles locally and hence to injection of turbulence. The scalings of the structure functions are consistent with log-Poisson statistics of supersonic turbulence where energy is dissipated mainly through shocks. Our simulations are different from previous ones by other authors as (i) we do not assume an isothermal gas, but have temperature variations of several orders of magnitude and (ii) we have no artificial forcing of the fluid with some ad hoc Fourier spectrum, but drive turbulence by stellar explosions at the Galactic rate, self-regulated by density and temperature thresholds imposed on the ISM gas.

Subject headings: Hydrodynamics – ISM: structure – Galaxy: evolution – Galaxy: structure – Galaxy: general

1. INTRODUCTION

Long ago it was recognized that the interstellar gas is a highly turbulent and compressible medium (von Weizsäcker 1951), although this fact is still being ignored in many theoretical models. Indeed, high resolution observations of the ISM show structures on *all scales* down to the smallest resolvable ones, implying a dynamical coupling over a wide range of scales, which is a main characteristic of a turbulent flow with Reynolds numbers the order of $Re = 10^5 - 10^7$ (cf. Elmegreen & Scalo 2004). It was not until the last decade that the effects of turbulence in the ISM in general (e.g., Vázquez-Semadeni et al. 1995, 2000; Passot et al. 1995; Korpi et al. 1999; Wada & Norman 2001; Avillez & Mac Low 2002; Avillez & Breitschwerdt 2004, 2005 - hereafter referred to as AB04, AB05; Joung & Mac Low 2006) and in molecular clouds, in particular (e.g., Mac Low et al. 1998; Stone et al. 1998; Porter et al. 1998, 1999; Padoan & Nordlund 1999; Boldyrev et al. 2002; Padoan et al. 2004), have been studied with high detail by means of numerical simulations. The molecular cloud studies focused on decaying and continuously driven turbulence by means of large-scale incompressible forcing in Fourier space, stirring the gas in the entire computational domain simultaneously. From these simulations it became clear that (i) isothermal supersonic turbulent motions inside molecular clouds decay within a sound crossing time becoming subsonic whether a magnetic field is present or not (Mac Low et al. 1998; Stone et al. 1998; Padoan & Nordlund 1999) and (ii) the fractal dimension of the most dissipative structures in molecular clouds evolves from close to 1 (filaments) to approximately 2 (shocks) with increasing Mach number (Padoan et al. 2004).

Although there has been a lot of observational, theoretical and computational research concerning interstellar turbulence, little is known about: (i) the scales at which energy is injected, and (ii) the dimension of the most dissipative structures, if a wide range of scales (from kpc to sub-parsec) is taken into account and the turbulence forcing are point explosions acting in small regions of the domain as opposed to incompressible forc-

ing over the entire domain.

Here we address these issues by means of 3D adaptive mesh refinement (AMR) hydro- (HD) and magnetohydrodynamical (MHD) simulations of the SN-driven ISM. The outline of the present paper is as follows: Section 2 deals with the physical model, setup of the simulations and numerical code used; In Section 3 a characterisation of the source and injection scale of the interstellar turbulence is made, while in Section 4 the Hausdorff dimension of the most dissipative structures is analysed; Section 5 closes the paper with a discussion and conclusions.

2. MODEL AND SIMULATIONS

We use previously published (AB04, AB05) 3D AMR HD and MHD simulations (denoted by HD04 and MHD05) and a new 0.625 pc HD run (denoted by HD06) with self-gravity of the SN-driven ISM in a section of the Galaxy centered at the Solar circle having an area of 1 kpc² and extending up to 10 kpc on either side of the Galactic midplane, capturing both the large scale disk-halo-disk circulation as well as the smallest structures in the Galactic disk. All the runs use a 10 pc resolution coarse grid and generate subgrids up to a local resolution of 1.25 pc (3 levels of refinement; HD04 and MHD05 runs) and 0.625 pc (4 levels of refinement; HD06 run) in the disk region $|z| \leq 500$ pc (corresponding to effective grids of 800³ and 1600³ cells, respectively) and 2.5 pc (2 levels of refinement) on the remaining computational domain. The boundary conditions are periodic along the vertical faces and outflow on the top and bottom faces of the grid.

The physical model, which does not include heat conduction (because we find that turbulent diffusion is a significantly more efficient transport process), includes a gravitational field provided by the stars in the disk (Kuijken & Gilmore 1989), local self-gravity (excluding the contribution from the newly formed stars), radiative cooling assuming collisional ionization equilibrium (following Dalgarno & McCray (1972) and Sutherland & Dopita (1993) cooling functions for gas with $10 \leq T < 10^4$ and $10^4 \leq T \leq 10^{8.5}$ K, respectively) and solar abundances (Anders & Grevesse 1989), uniform heating due to a UV radiation field

normalized to the Galactic value and varying with z and photoelectric heating of grains and polycyclic aromatic hydrocarbons (Wolfire et al. 1995). The disk gas is driven by supernovae types Ia and II (including types Ib, Ic and II) with the observed Galactic SN rates (Cappellaro et al. 1999). SNe Ia are set up randomly with an exponential distribution having a scale height of 325 pc (Freeman 1987). The number and masses of SNe II progenitors are determined according to the local mass distribution in the highest density ($n > 10 \text{ cm}^{-3}$) cold ($T \leq 100 \text{ K}$) regions of converging flows ($\nabla \cdot \vec{v} < 0$; here \vec{v} is the gas velocity) on the level 1 grid (note that the coarse grid is identified as level 0) after synchronization of the time steps of the finer and coarser grids. In the flagged regions, with a star forming efficiency of 10%, the available mass that can be turned into stars is $> 840 M_{\odot}$. The masses and number of the new stars are determined by an initial mass function (IMF) with lower and upper mass cutoffs of 8 and $60 M_{\odot}$, respectively, in order to guarantee that all the available mass goes into high mass ($> 8 M_{\odot}$) stars. For the present work low mass stars which should be formed coevally, are not modelled, but they should have a minor influence (except for the stellar gravitational field, which has already been accounted for) on the ISM dynamics.

The newly formed stars, to which the observed mean random velocity of 5 km/s is added at time of formation, are followed kinematically until the end of their main sequence life time determined from Stothers' (1972) formula. The rate at which these stars explode is normalized to the Galactic rate, that is, if the SN rate in the disk is larger/smaller by 10% of the observed value, SN occurrences are reduced/forced artificially. In general 40-50% of the type II SN progenitors explode in the field, while the remaining explode correlated in time and space generating large superbubble structures, some of which have sizes as large as 500 pc (see AB04, AB05).

The simulations follow a single fluid with an initial vertical density distribution that includes the contributions due to the molecular, neutral, ionized and hot phases observed in the ISM (Ferrière 2001). The mean magnetic field component in the MHD05 run is initialized assuming equipartition, while the random component, $\delta\vec{B}$, is zero. During the first 20 Myr $\delta\vec{B}$ builds up and the total field becomes $4.5 \mu\text{G}$ (AB05).

We use the 3D Évora-Vienna Astrophysics Fluid-Parallel AMR (EVAF-PAMR) Code originally developed by Avillez (2000). It is a Fortran 95 code that solves HD and MHD problems with AMR (Pember et al. 1996; Balsara 2001) in a parallel fashion and uses approximate Riemann solvers for the hydro and magnetic components (Collela & Woodward 1984; Dai & Woodward 1994, 1998).

3. THE INJECTION SCALE OF INTERSTELLAR TURBULENCE

The simulations were run for 400 Myr, a time sufficiently long to wipe out any signatures of the initial conditions, which are still present at 80 Myr of evolution (see AB04). The initially unstable vertical gas distribution reaches a global dynamical equilibrium at ~ 200 Myr after the set-up of the Galactic fountain, with hot gas ascending into the halo where it cools and finally returns to the disk. During the dynamical equilibrium evolution the Galactic midplane is filled with a thin cold layer overlaid by a thick frothy disk composed mainly of warm neutral and ionized gas having scale heights of 180 and 900 pc, resembling closely the Lockman (Lockman et al. 1986) and Reynolds (1987) layers. In the disk the highest density (and lowest temperature, if the gas had enough time to cool)

gas tends to be confined to sheet-like structures (2D), which are formed by SN driven shock compressed layers. In the HD runs the $T < 10^3 \text{ K}$ gas has no preferred morphology, while in the MHD05 run it tends to be aligned with the magnetic field. The highest densities in the present simulations can be up to 10^4 cm^{-3} as a result of the self-gravity occurring in the cold clouds, which are mainly formed in regions where several streams of convergent flows meet. The orientation of these streams is random. We note in passing, that if clouds are hit by shocks from random directions, turbulence in the interior is generated. Tapping the turbulent ISM energy reservoir, which is huge, represents a neat way of sustaining supersonic turbulence inside molecular clouds against efficient dissipation.

The scale at which energy is transferred to the interstellar gas can be determined by using the so-called two-point correlation function $R_{ij}(\vec{l}, t) = \langle u_i(\vec{x} + \vec{l}, t) u_j(\vec{x}, t) \rangle$, where u_i, u_j are the components of the fluctuating velocity field \vec{u} . The diagonal components of R_{ij} are even functions of \vec{l} and can be written in terms of the dimensionless scalar functions $f(l, t)$ and $g(l, t)$, $l = |\vec{l}|$, which satisfy $f(0, t) = g(0, t) = 1$ and $f, g \leq 1$, as $R_{11}/u^2 = f(l, t)$ and $R_{ij}/u^2 = g(l, t)$ if $i = j \neq 1$ and zero if $i \neq j$ with $u = (\frac{1}{3}\langle \vec{u}^2 \rangle)^{1/2}$. The characteristic injection scale in the flow is given by $L_{11} = \int_0^{+\infty} f(l, t) dl$, which in the present simulations is calculated in a region with a linear size of 500 pc at a distance of 250 pc from the edges of the computational domain to avoid the periodicity effects of the boundary conditions. The top panel of Figure 1 shows the history of L_{11} in the last 50 Myr of evolution of the simulated ISM for 1.25 (in black) and 0.625 pc (in red) resolutions. The time average of L_{11} varies between 73 and 75 pc for the HD and MHD cases, respectively, and seems to be independent of resolution. In all the cases considered here, there is a large scatter of L_{11} around its mean as a result of the expansion of bubbles and superbubbles in an inhomogeneous medium characterized by a large number of SNe exploding in the field and the merging of bubbles and superbubbles. This scale corresponds to the one at which the power spectrum of the solenoidal component of the velocity field has a spectral break, which we interpret as a redistribution of energy to both larger and smaller scales (Avillez & Breitschwerdt 2007, in preparation).

The ratio between the transverse, $L_{22} = \int_0^{+\infty} g(l, t) dl$, and longitudinal correlation lengths (L_{22}/L_{11} , which in isotropic turbulence is 0.5) varies between 0.2 and 1.3 (bottom panel of Figure 1), being its time average, over a period of 50 Myr, $\langle L_{22}/L_{11} \rangle_t \sim 0.5$ (HD04 and HD06 runs) and 0.6 (MHD05 run). The former value indicates that in a statistical sense the interstellar unmagnetized turbulence is roughly isotropic, while the 20% deviation from 0.5 seen in the MHD05 run suggests that $\langle L_{22}/L_{11} \rangle_t$ increases with the magnetic field strength. This is also supported by similar increases observed in other MHD runs we carried out (0.25, 0.5, 1, 1.5 and $2 \mu\text{G}$), which will be described in a forthcoming paper.

4. INTERMITTENCY AND HAUSDORFF DIMENSIONS

From the Kolmogorov (1941, hereafter K41) model for homogeneous and isotropic turbulence one can derive that, in the inertial range, the moments of order p , $\langle \delta v_l^p \rangle$, are dictated solely by $\langle \delta v_l^3 \rangle$ via the set of scalings $\zeta(p)/\zeta(3)$,

$$\langle \delta v_l^p \rangle \propto \langle \delta v_l^3 \rangle^{\zeta(p)/\zeta(3)}, \quad (1)$$

with $p > 1$ being an integer. In this expression $\delta v_l = v(x+l) - v(x)$ with $v(x+l)$ and $v(x)$ being the velocities along the x -axis at

two points separated by a distance $\eta \ll l \ll L_{11}$, with L_{11} being the outer scale and $\eta = \nu^{3/4} \epsilon^{-1/4}$ the Kolmogorov microscale; $\langle \rangle$ stands for the ensemble average over the probability density function of δv_l . Experiments have shown that (see discussions in Benzi et al. 1993 and Frisch 1995): (i) equation (1), with the same scaling exponents, is valid in a wide range of length scales for large as well as small Re even if no inertial range is established and (ii) in the inertial range of high Re flows the scaling exponents become significantly smaller than the linear law $p/3$ (the K41 scaling) with increasing p . This is interpreted as the statistics of small scales (the ones dictating the behaviour of higher-order moments) becoming increasingly non-gaussian.

In the unmagnetized and magnetized simulated interstellar turbulence driven by point explosions the moments $\langle \delta v_l^p \rangle$ are related to $\langle \delta v_l^3 \rangle$ (see Figure 2, which shows the moments and the slopes $\zeta(p)/\zeta(3)$ of their best fits for the HD06 run), supporting the validity of equation (1) in such cases of compressible forcing.

The left panel of Figure 3 compares theoretical, experimental and simulated (black and red triangles refer to the HD04 and HD06 runs, respectively, while squares refer to the MHD05 run) results on the variation of $\zeta(p)/\zeta(3)$ with p . The experimental data is taken from Benzi et al. (1993) and the theoretical predictions correspond to the K41 and She-Levéque (1994; SL94) models of incompressible turbulence and the Burgers-Kolmogorov model (Boldyrev 2002; BK02) for supersonic turbulence. The K41 model considers a log-normal statistics for the transfer of energy from large to small scales and has no corrections for intermittency. The SL94 model uses a log-Poisson statistics to describe intermittency and assumes that energy dissipation occurs through filamentary structures (Hausdorff dimension $D = 1$) resulting from vortex stretching. The BK02 and SL94 models differ in the geometry of the most intermittent structures, which for supersonic turbulence are assumed to be shocks (Hausdorff dimension $D = 2$). We note that the geometry of those scales does not have to represent *dissipative structures* (as in incompressible turbulence) nor do they have to be *planar*. 2D in the Hausdorff sense could represent various structures, sheets being the simplest. This is further supported by the fact that Burger's turbulence produces discontinuities, but not shocks, in the sense that material cannot flow through them – they just sweep up material.

The scalings $\zeta(p)/\zeta(3)$ can be written as (Dubrulle 1994; see discussion in Politano & Pouquet 1995)

$$\frac{\zeta(p)}{\zeta(3)} = \frac{p}{g} (1-x) + (3-D) \left(1 - \beta^{p/g} \right), \quad (2)$$

where g is linked to the model of nonlinear energy transfer via the basic scaling $v_l \sim l^{1/g}$, x is related to the energy transfer time at the smallest scale $t_l \sim l^x$, with $x > 0$ and $\beta = 1 - x/(3-D)$. In these expressions D is the fractal dimension of the most intermittent structures. In the present simulations turbulence is mostly solenoidal in the inertial range and, therefore, $g = 3$ and $x = 2/3$. Thus, the Hausdorff dimension D of the most intermittent structures derived from (2) and using the $\zeta(p)/\zeta(3)$ values shown in the left panel of Figure 3 varies between 1.9 and 2.2 ($D = 1.98 - 2.02$, $1.9 - 2.03$ and $1.91 - 2.2$ in the HD06, HD04 and MHD05 runs, respectively; right panel of Figure 3). These values suggest that the energy injected by supernovae

into interstellar turbulence is dissipated preferentially through 2D structures that can be identified as shock surfaces in the HD cases and also as current sheets in the MHD case (see Müller & Biskamp 2000). The discrepancy observed in the MHD run, although within the errors of numerical noise, indicates a tendency toward filamentary dissipative structures due to the anisotropy induced by the magnetic field. We postpone a more detailed discussion on this issue to a forthcoming paper.

5. DISCUSSION AND CONCLUSIONS

Contrary to previous work of other authors, the present runs incorporate (i) the full extent disk-halo-disk circulation, (ii) do not assume isothermality (temperature varies within several orders of magnitude), (iii) include magnetic fields and self-gravity, and, (iv) cover a wide range (from kpc to sub-parsec) of scales, providing resolution independent information on the injection scale, extended self-similarity and dissipative structures. The mean integral scale at which energy is injected into the interstellar medium is of the order of 75 pc. This scale is significantly lower than the often quoted average size of evolved SNRs or superbubbles, because energy is injected already at the timescale of break-up of the remnants due to density and pressure gradients in the inhomogeneous ambient medium, which occurs well before they stall. The similarity between the HD and MHD results indicates that magnetic pressure and tension forces cannot prevent break-out of the hot gas from the bubbles formed by SN explosions, as long as $L \lesssim \beta_p \xi$, where L and ξ are the scale lengths of thermal and magnetic pressures (including tension forces) and $\beta_p = 4\pi P/B^2$ is the plasma beta. However, the magnetic field introduces a degree of anisotropy which is reflected in the 20% deviation from 0.5 seen in the time averaged ratio L_{22}/L_{11} of the magnetized ISM. Kaplan (1958) already suggested an injection scale of 80 pc based on the analysis of second order structure functions of interstellar matter. The dissipation of energy in our interstellar turbulence simulations proceeds through shocks and numerical viscosity, as we cannot resolve the physical viscosity scales. The variation of $\zeta(p)/\zeta(3)$ with p is most consistent with a log-Poisson model for the scales at which intermittency becomes important.

Recently Joung & Mac Low (2006) found similar scalings in a SN-driven ISM HD simulation, although they do not consider self-gravity, find a hot ($T > 10^{5.5}$ K) gas occupation fraction $f_h > 40\%$, which is at odds with observations and other models, and their resolution (1.95 pc) in the disk is a factor of 3 lower than that in the HD06 run (0.625 pc). Their high value of f_h implies that the amount of OVI in the ISM is at least a factor 2 larger than that observed with Copernicus and FUSE. According to our simulations, reliable comparisons of global properties with observations (e.g., occupation fractions) can only be made after the system reaches a dynamical equilibrium ($t > 150$ Myr), implying a relaxation time much larger than a few million years (see discussion in AB04).

We thank the referee and the editor, John Scalo, for detailed reports that allowed us to significantly improve the paper. This research is supported by the Portuguese Science Foundation (FCT) through project POCTI/FIS/58352/2004.

REFERENCES

- Anders E., & Grevesse, N. 1989, *Geochim. Cosmochim. Acta* 53, 197
- Avillez, M. A. 2000, *MNRAS*, 315, 479
- Avillez, M. A., & Mac Low, M.-M. 2002, *ApJ* 581, 1047
- Avillez, M. A., & Breitschwerdt, D. 2004, *A&A*, 425, 899 (AB04)
- Avillez, M. A., & Breitschwerdt, D. 2005, *A&A*, 436, 585 (AB05)
- Benzi, R., Ciliberto, S., Tripicciono, R., Baudet, C., Massaioli, F., & Succi, S. 1993, *Phys. Rev. E* 48, R29
- Balsara, D. S. 2001, *J. Comput. Phys.*, 174, 614
- Boldyrev, S. 2002, *ApJ* 569, 841 (BK02)
- Boldyrev, S., Nordlund, Å., & Padoan, P. 2002, *Phys. Rev. Lett.* 89, 31102
- Cappellaro, E., Evans, R., & Turato, M. 1999, *A&A* 351, 459
- Collela, P., & Woodward, P. R. 1984, *J. Comput. Phys.*, 54, 174
- Dai W., & Woodward, P. R. 1994, *J. Comput. Phys.*, 115, 485
- Dai W., & Woodward, P. R. 1998, *J. Comput. Phys.*, 142, 331
- Dalgarno, A., & McCray, R. A. 1972, *ARA&A*, 10, 375
- Dubrulle, B. 1994, *Phys. Rev. Lett.* 73, 959
- Elmegreen, B. G. & Scalo, J. 2004, *ARA&A* 42, 211
- Ferrière, K. 2001, *Rev. Mod. Phys.* 73, 1031
- Freeman, K. C. 1987, *ARA&A* 25, 603
- Frisch, U. 1995, "Turbulence", Cambridge University Press, Cambridge, England
- Joung, M. K. R., & Mac Low, M.-M. 2006, *ApJ*, 653, 1266
- Kaplan, S. A. 1958, in "Electromagnetic Phenomena in Cosmical Physics", Proceedings of IAU Symposium no. 6, ed. B. Lehnert, Cambridge University Press, p. 504
- Kolmogorov, A. N. 1941, *C.R. Acad. Sci. URSS* 30, 301 (K41)
- Korpi, M. J., Brandenburg, A., Shukurov, A., Tuominen, I., & Nordlund, Å. 1999, *ApJ* 514, L99
- Kuijken, K., & Gilmore, G. 1989, *MNRAS* 239, 651
- Lockman, F. J., Hobbs, L. M., & Shull, J. M. 1986, *ApJ* 301, 380
- Mac Low, M.-M., Klessen, R. S., Burkert, A. & Smith, M. D. 1998, *Phys. Rev. Lett.* 80, 2754
- Müller, W.-C., & Biskamp, D. 2000, *Phys. Rev. Lett.* 84, 475
- Padoan, P., & Nordlund, Å. 1999, *ApJ* 526, 279
- Padoan, P., Jimenez, R., Nordlund, Å. & Boldyrev, S. 2004, *Phys. Rev. Lett.* 92, 1102
- Passot, T., Vázquez-Semadeni, E., Pouquet, A. 1995, *ApJ* 455, 536
- Politano, H., & Pouquet, A. 1995, *Phys. Rev. E* 52, 636
- Porter, D. H., Woodward, P. R., & Pouquet, A. 1998, *Phys. Fluids* 10, 237
- Porter, D. H., Pouquet, A., Sytine, I., & Woodward, P. R. 1999, *Physica A*, 263, 263
- Reynolds R. J. 1987, *ApJ*, 323, 118
- She, Z.-S., & Levêque, E. 1994, *Phys. Rev. Lett.* 72, 336 (SL94)
- Stone, J. M., Ostriker, E. C., & Gammie, C. F. 1998, *ApJ* 508, L99
- Stothers, R. 1972, *ApJ* 175, 431
- Sutherland, R. S., & Dopita, M. A. 1993, *ApJS* 88, 253
- Vázquez-Semadeni, E., Passot, T., & Pouquet, A. 1995, *ApJ* 441, 702
- Vázquez-Semadeni, E., Gazol, A., Scalo, J. 2000, *ApJ* 540, 271
- von Weizsäcker, C. F. 1951, *ApJ* 114, 165
- Wada, K., & Norman, C. A. 2001, *ApJ*, 547, 172
- Wolfire, M. G., McKee, C. F., Hollenbach, D., & Tielens, A. G. G. M. 1995, *ApJ* 453, 673

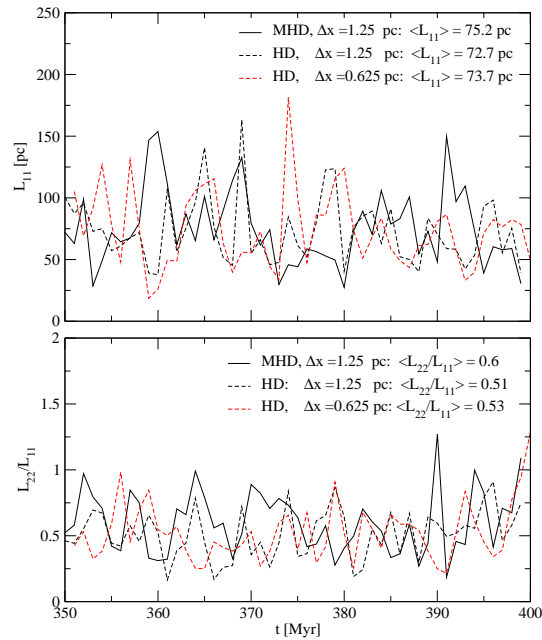


FIG. 1.— History of the characteristic size (given by L_{11}) of the larger eddies (top panel) and of the ratio L_{22}/L_{11} (bottom panel) for the MHD (solid line) and HD (dashed lines) runs for 1.25 pc (black) and 0.625 pc (red) resolutions.

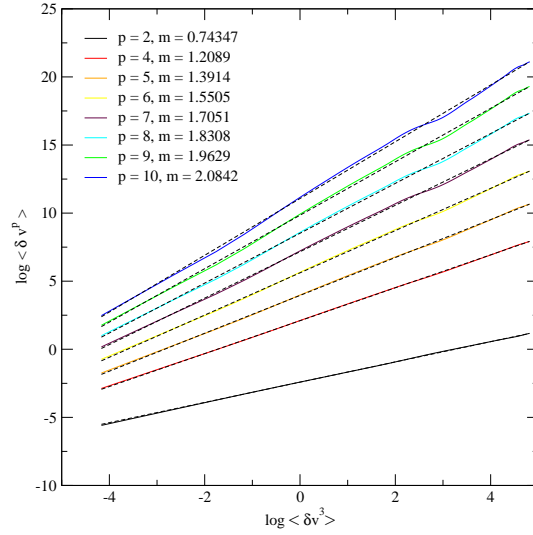


FIG. 2.— Log-log plot of the velocity correlation moments $\langle \delta v^p \rangle$ as function of $\langle \delta v^3 \rangle$ and best fits (dashed lines) for $p = 2, 4, \dots, 10$. The data refer to the 0.625 pc resolution run.

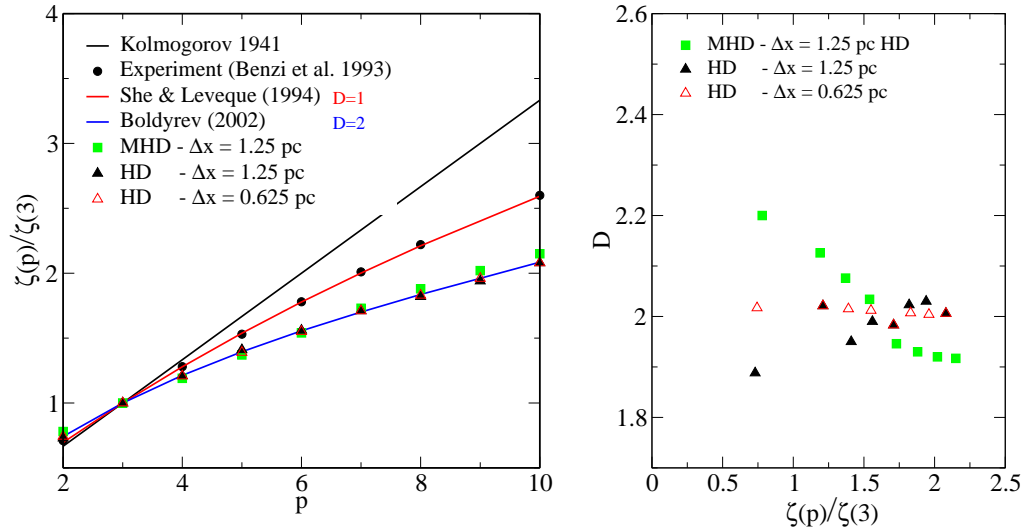


FIG. 3.— *Left*: Exponent $\zeta(p)/\zeta(3)$ for the structure function versus order p . The full line corresponds to $\zeta(p) = p/3$ (K41 theory), bullets correspond to data of Benzi et al. (1993), red and blue lines refer to the She-Levéque (1994) and Burgers-Kolmogorov (Boldyrev 2002) models, respectively. Triangles represent data from HD simulations with 1.25 pc (black) and 0.625 pc (red) resolutions and the green squares refer to the MHD run with 1.25 pc resolution. Fractal dimension D of the most dissipative structures (derived from eq. 2) as a function of the exponent $\zeta(p)/\zeta(3)$, with $p = 2, 4, \dots, 10$, shown in the left panel for the three simulations.