

LETTER TO THE EDITOR

Low-mass lithium-rich AGB stars in the Galactic bulge: evidence for Cool Bottom Processing?★

S. Uttenthaler¹, T. Lebzelter¹, S. Palmerini², M. Busso², B. Aringer¹, and M. T. Lederer¹

¹ Department of Astronomy, University of Vienna, Türkenschanzstraße 17, 1180 Vienna, Austria
e-mail: (uttenthaler;lebzelter;aringer;lederer)@astro.univie.ac.at

² Department of Physics, University of Perugia, Via A. Pascoli 1, 06123 Perugia, Italy
e-mail: palmerini;busso@fisica.unipg.it

Received May 14, 2007; accepted June 26, 2007

ABSTRACT

Context. The stellar production of the light element lithium is still a matter of debate.

Aims. We report the detection of low-mass, Li-rich Asymptotic Giant Branch (AGB) stars located in the Galactic bulge.

Methods. A homogeneous and well-selected sample of low mass, oxygen-rich AGB stars in the Galactic bulge has been searched for the absorption lines of Li. Using spectral synthesis techniques, we determine from high resolution UVES/VLT spectra the Li abundance in four out of 27 sample stars, and an upper limit for the remaining stars.

Results. Two stars in our sample have a solar Li abundance or above; these stars seem to be a novelty, since they do not show any s-element enhancement. Two more stars have a Li abundance slightly below solar; these stars do show s-element enhancement in their spectra. Different scenarios which lead to an increased Li surface abundance in AGB stars are discussed.

Conclusions. Of the different enrichment scenarios presented, Cool Bottom Processing (CBP) is the most likely one for the Li-rich objects identified here. Self-enrichment by Hot Bottom Burning (HBB) seems very unlikely as all Li-rich stars are below the HBB mass limit. Also, the ingestion of a low mass companion into the stars' envelope is unlikely because the associated additional effects are lacking. Mass transfer from a former massive binary companion is a possible scenario, if the companion produced little s-process elements. A simple theoretical estimation for the Li abundance due to CBP is presented and compared to the observed values.

Key words. Physical processes: nucleosynthesis – Stars: AGB and post-AGB – Stars: evolution – Stars: abundances

1. Introduction

The AGB represents the final nuclear-burning phase of stellar evolution for stars with initial masses between ~ 0.8 and $8.0 M_{\odot}$. The internal structure consists of an electron-degenerate carbon-oxygen core which is the remainder of He-core and -shell burning, a He-rich shell on top of which H is burning in a shell, and a deep outer convective envelope. For a comprehensive review of AGB evolution see e.g. Habing & Olofsson (2004). In the most luminous part of the AGB, the behaviour of a star is characterised by the so-called thermal pulses (TP), thermal instabilities of the He shell accompanied by changes in luminosity, temperature, period, and internal structure (Busso et al., 1999; Herwig, 2005). Before a star reaches the AGB its previous evolution has significantly changed its surface abundance pattern. For instance, the $^{12}\text{C}/^{13}\text{C}$ ratio has been considerably lowered from its initial (solar) value by the first dredge-up on the lower RGB. A remarkable effect is the diminishing of Li. This element is destroyed in stars once it is mixed to layers where the temperature exceeds 3.0×10^6 K (Bodenheimer, 1965). Due to its fragility, lithium is an important diagnostic tool for stellar evolution (Rebolo, 1991), but also has a high significance in the determination of cosmological parameters (Spite & Spite, 1982; Korn et al., 2006).

In intermediate mass ($\gtrsim 4 - 8 M_{\odot}$) thermally pulsing AGB (TP-AGB) stars, the outer convective envelope penetrates into the H-burning shell, thus nuclear-burning occurs partly under convective conditions. This process is generally known as Hot Bottom Burning (HBB; Iben, 1973). Under these conditions, ^7Li is produced via the so-called Cameron-Fowler or ^7Be -transport mechanism ($^3\text{He}(\alpha, \gamma)^7\text{Be}(e^-, \nu)^7\text{Li}$; Cameron & Fowler, 1971). The first detection of massive Li-rich AGB stars was reported by Smith & Lambert (1989, 1990), and confirmed later to be in agreement with HBB models (Smith et al., 1995). Most recently, García-Hernández et al. (2007) presented Li abundance measurements of massive Galactic AGB stars.

Different types of evolved stars with Li not fulfilling the criteria for HBB are known in the literature. Li-rich K-type stars are presented in de la Reza et al. (1997). A Li-rich red giant (probably RGB) has been reported by Smith et al. (1999). Only a few low luminosity S-type (Smith et al., 1995; Van Eck et al., 1998) and C-type (Abia et al., 1991) Li-rich AGB stars are known.

In this paper we present the discovery of Li-rich, low mass M-type AGB stars in the Galactic bulge and discuss different mechanisms for the Li enrichment.

2. Observations and Analysis

Spectra of the present sample of O-rich (M-type) Galactic bulge AGB stars have been originally obtained for a search for the radioactive element technetium (Tc) in these stars, which is an indicator of recent or ongoing third dredge-up (3DUP). The ob-

Send offprint requests to: S. Uttenthaler, uttenthaler@astro.univie.ac.at

★ Based on observations at the Very Large Telescope of the European Southern Observatory, Cerro Paranal/Chile under Program 65.L-0317(A, B).

served spectra and their analysis with respect to the occurrence of lines of Tc has been presented in Uttenthaler et al. (2007, hereafter called Tc-paper) in detail.

The homogeneous and well-selected sample of long-period variables in the Palomar Gröningen field no. 3 (PG3), located in the outer Galactic bulge (Galactic latitude $b \sim -10^\circ$), has been collected from Wesselink (1987). Twenty-seven targets out of this sample were observed with the UVES spectrograph at ESO's VLT in July 2000. Besides the blue arm (377–490 nm) that was used to search for the occurrence of Tc, also the red arm (667–847 nm and 865–1050 nm) was covered by the observations. The signal-to-noise ratio (SNR) – as given by the ESO pipeline – achieved in the spectral region of the Li resonance doublet varies quite strongly between 14 and 240 per pixel, although most stars (including the ones reported here to show Li) have an SNR greater than 30.

From the occurrence of Tc in four out of the 27 sample stars, and from their periods and luminosities, a minimum main sequence mass of $\sim 1.5 M_\odot$ for the Tc-rich stars was estimated. This has an effect on the inferred bulge age, since stars of that mass cannot be much older than 3–4 Gyrs. This is in contrast to what is found from studies of other stellar types in the bulge, but well in line with a number of works on bulge AGB stars (see Tc-paper).

To determine the stellar parameters of our stars for the abundance analysis, we calculated a small grid of hydrostatic model atmospheres. The atmospheres are based on the MARCS code (see Tc-paper for details). The grid covered the following stellar parameter space: $T_{\text{eff}} = 2600 - 3600$ K in steps of 100 K, $\log(g) = -0.5$ and 0.0 , $[M/H] = -0.5, 0.0, \text{ and } +0.2$. Ti was enhanced by 0.2 dex in the models (McWilliam & Rich, 1994). Due to their rather limited effect on the appearance of the spectra the mass and the C/O ratio were fixed to the values $1.0 M_\odot$ and 0.48 , respectively. The microturbulent velocity was set to 3 km s^{-1} .

Synthetic spectra based on these model atmospheres were calculated for the two wavelength ranges $668 - 674$ nm and $700 - 710$ nm, respectively. The first piece covers (besides the Li line) the TiO $\gamma(1,0)\text{Rc}$ and $\gamma(1,0)\text{Rb}$ band heads, the second piece covers the TiO $\gamma(0,0)\text{Ra}$ and $\gamma(0,0)\text{Rb}$ band heads. These band heads are rather sensitive to T_{eff} . The synthetic spectra were convolved with a Gaussian to reduce the resolution to the value of the observed spectra ($R = 50\,000$), and an additional macro-turbulence of 4 km s^{-1} was added in the convolution.

A χ^2 minimisation method over the mentioned spectral ranges was applied to find the main parameters of the sample stars. As comparison between the two spectral regions used for the fit showed, the temperature yielding the best fit differed substantially between the two regions in many of the observed stars. On average, the temperature derived from the region around the Li-line was lower by about 100 K than the temperature derived from the second wavelength range. We suspect the reason for this is an underestimation of the TiO $\gamma(1,0)\text{Rc}$ and $\gamma(1,0)\text{Rb}$ band head strength in the line list used (Schwenke, 1998). A similar problem has been reported in Reiners (2005) for other band heads of TiO. Thus, it seems possible that several TiO bands are incorrect in their strength, and a revision of the current line list is desirable.

Spectral synthesis calculations were applied in order to identify stars which show signs of Li line absorption. For these calculations we chose the model yielding the lowest χ^2 value in the spectral region around the Li line, despite the obvious discrepancy regarding the derived temperature. The reason for this is that the background TiO absorption is thus modelled as good as possible. The four stars with a positive Li detection could

Table 1. Sample stars with positive Li detection. The bolometric magnitude is corrected for depth effects within the bulge.

Name	M_{bol}	P (days)	$\log \epsilon(\text{Li})$	$\Delta \log \epsilon(\text{Li})$	Tc?
M45	-4.52	271.02	2.0	0.5	no
M794	-4.76	303.54	1.1	0.4	no
M1147	-5.28	395.63	0.8	0.4	yes
M1347	-5.43	426.60	0.8	0.4	yes

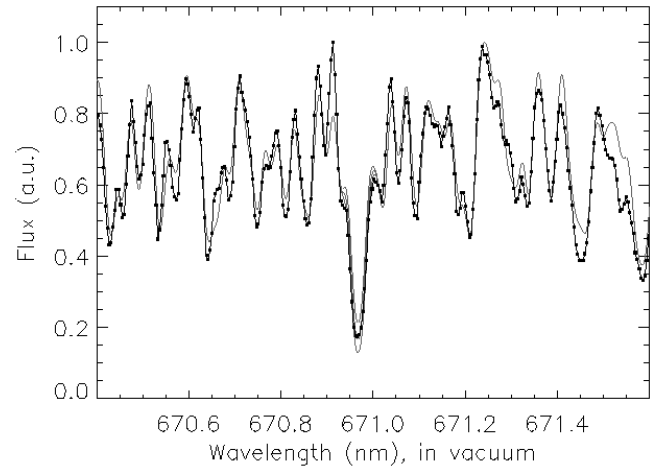


Fig. 1. Observed spectrum of the most Li-rich sample star M45 around the 671 nm Li line together with the synthetic spectrum (grey line) used for the Li abundance determination, assuming Li abundances of $\log \epsilon(\text{Li}) = 1.8$, $\log \epsilon(\text{Li}) = 2.0$, and $\log \epsilon(\text{Li}) = 2.2$.

all be fitted with a single atmospheric model. This model has $T_{\text{eff}} = 3000$ K, $\log(g) = 0.0$, and $[M/H] = 0.0$.

We assessed the content of s-process elements in our sample stars by investigating the strength of the ZrO band head at 462 nm with respect to the TiO $\gamma(0,0)\text{Ra}$ band head at 705.6 nm. Also, atomic line strengths of the s-elements Sr, Y, Zr, Ba, La, Ce, Nd, and Sm in the range 400 – 460 nm were inspected. Only the previously identified Tc-rich stars showed an increased strength of these features.

3. Discussion

For four stars a non-negligible Li abundance has to be assumed in order to give satisfying fits to the observed spectrum. Their determined Li abundances and bolometric magnitudes (corrected for the bulge depth scatter, see the Tc-paper) are summarised in Table 1. The error on the Li abundance given in the fifth column was estimated by varying the temperature of the atmospheric model by ± 100 K. For the other stars, an upper limit to the Li abundance was estimated. For the hotter stars (~ 3400 K, Semi-regular variables), this upper limit is around $\log \epsilon(\text{Li}) = 0.6$, for the cooler stars (~ 3000 K, Mira variables), it is around $\log \epsilon(\text{Li}) = 0.1$ ¹. Actually, excellent fits for the spectra of the Li-poor stars can be achieved by fully neglecting Li in the spectral synthesis. Fig. 1 shows the observed spectrum of M45, the most Li-rich star in our sample, along with synthetic spectra with differing Li abundance.

¹ Throughout the paper, the Li abundance is given on the scale $\log \epsilon(\text{Li}) = \log N(\text{Li})/N(\text{H}) + 12$. The solar photospheric Li abundance on this scale is $\log \epsilon(\text{Li}) = 1.1$.

The first thing we note is that the bolometric magnitudes of the stars listed in Table 1 are considerably below the luminosity expected for Li-enrichment due to HBB. [In models with rather extreme convective overshoot, HBB may start already at luminosities as low as $M_{\text{bol}} \approx -5^m0$ (Karakas, 2003), but Li-enrichment becomes observable only at $M_{\text{bol}} \approx -6^m0$ (Smith et al., 1995; Vanture et al., 2007)]. Regarding the bolometric magnitudes of these stars, and also age considerations of the Galactic bulge, the HBB scenario is very unlikely to account for the observed Li abundances.

A few stars with Li enrichment but M_{bol} below -6^m0 have been reported in the literature. Smith et al. (1995) identify a low luminosity, S-type star with very high Li abundance in the SMC (HV 1645). They state a bolometric magnitude of -4^m68 for that star. Abia et al. (1991) derives $M_{\text{bol}} = -5^m0$ for the C-rich star WX Cyg. Three S-stars below the HBB limit, namely NO Aur, π^1 Gru and HR Peg, are listed by Van Eck et al. (1998).

Another remarkable thing about M45 and M794 in our sample is the absence of Tc-lines from their spectra. Both stars do not show any other signs of s-process enhancement either, while M1147 and M1347 do show Tc and s-process enhancement. Among a sample of Galactic MS- and S-type stars Vanture et al. (2007) found three groups of stars with respect to the Li and Tc abundance: those without Tc and Li, interpreted as the result of mass transfer from a more massive companion; those with Tc and Li, which are intermediate-mass stars producing Li through HBB; and those with Tc but no Li, which are thought to be AGB stars below the HBB mass limit. One star of their sample, V441 Cyg, shows no Tc but is enriched in Li. This star as well as the low luminosity S- and C-type stars with Li found before were interpreted as due to Cool Bottom Processing (see Sect. 3.3).

The stars M45 and M794 in our sample seem to be indeed a novelty, since they are the first AGB stars detected with a considerable Li overabundance, but no indications for a third dredge-up. From their variability and their location in the bulge CMD both stars are certainly on the AGB. In the following we will discuss these two stars in the light of the various Li-enrichment scenarios.

3.1. Enrichment by massive binary companion

The Li-rich stars might have received Li-rich matter by wind accretion from a close massive ($M \gtrsim 4 M_{\odot}$) binary companion which experienced HBB and might be a white dwarf now. One might think that a possible mass transfer would have left its signature not only in the presence of Li, but also in the abundance of s-process elements, since such a massive star can be expected to have undergone s-processing and 3DUP during its TP-AGB phase. This mass transfer would not have shown up in our search for Tc due to the short life time of this element. As mentioned above, our Li-only stars show also no enhancement in the stable s-process elements. However, Li enrichment is expected to occur in early AGB phases (Karakas, 2003), when s-elements might still be absent. Moreover, intermediate mass stars might never become very rich in s-elements, as their prevailing ^{22}Ne source never builds up large neutron exposures, and the massive envelope dilutes extensively any new material dredged-up. Indeed, García-Hernández et al. (2007) did not find enhanced ZrO band and atomic Zr I, Nd II, and Ba II line strengths in their sample of massive Galactic Li-rich AGB stars. This implies only a low s-process level in these stars. In contrast, Smith et al. (1995) find a considerable level of s-process enrichment for their Li-rich AGB stars in the Magellanic Clouds. The difference in the behaviour of massive AGB stars located in the Magellanic Clouds and in

the Milky Way galaxy might be a metallicity effect, but conclusive interpretation is not yet possible. It is not known how the bulge fits into this picture.

A possible WD companion may be detectable via an excess flux in the U or B band. Mean B and R band values for the two most Li-rich stars, M45 and M794, were found in the literature, but they did not turn out to be conspicuously blue in $(B - R)$.

In conclusion, the massive binary companion hypothesis is not fully convincing, but cannot be ruled out on the basis of current observations.

3.2. Accretion of a (sub-)stellar companion

Siess & Livio (1999) investigated the response of the structure and abundances of an AGB star to the accretion (“swallowing”) of a (sub-)stellar companion. One result of their considerations is that the effect on the Li abundance might only be detectable if a considerable mass ($\gtrsim 0.1 M_{\odot}$) is accreted to the envelope of the AGB star. Other expected effects of a brown dwarf accretion include the increase of the mass loss rate and a spin-up of the envelope. These would be detectable as an IR excess and the rotational broadening of spectral lines, respectively. M45 and M794, the two most Li-rich stars in our sample were not detected with IRAS, while M1147 and M1347 were. For the latter two mass loss rates of the order of $10^{-6.6} M_{\odot}/\text{yr}$ have been derived in our Tc-paper. Since these two stars are also the brightest and longest period stars in our sample, this mass loss rate can be expected due to normal evolution. Also, Siess & Livio (1999) estimate the fraction of stars with a low-mass companion which may be accreted during the evolution of the primary to 4–8 percent. However, 15% of our sample stars show Li. We conclude that the sub-stellar accretion scenario is unlikely to explain the Li abundances observed in our sample stars.

3.3. Cool Bottom Processing

It is now known (see e.g. Kraft, 1994; Charbonnel, 2004) that the radiative layers below the convective envelope in evolved, low-mass red giants are the site of slow mixing phenomena, in addition to the convective dredge-up episodes. Such phenomena have been variously called “deep mixing”, or “extended mixing”, or *Cool Bottom Processing* (CBP), although this last name is relatively recent (Wasserburg et al., 1995). The chemical stratification of a radiative layer hampers mass motions; hence, mixing can take place only after the H-burning shell has erased any chemical discontinuity left by core H burning and by the first dredge-up. When this occurs, the luminosity shows a bump, after which abundance changes related to extra-mixing begin to appear.

As to the physical origin of the extended mixing phenomena, very recently a number of hypotheses have been presented, at least for RGB stars. Eggleton et al. (2006), on the basis of a 3D simulation, found that Rayleigh-Taylor instabilities below the convective envelope can develop due to the inversion of the mean molecular weight gradient induced by ^3He burning. Alternatively, Charbonnel & Zahn (2007) suggested that the double-diffusive mechanism called “thermohaline instability” should be at play. In principle, both these phenomena might occur also on the AGB, though detailed models have not been presented. Finally, Busso et al. (2007) explore the possibility that circulation of partially processed matter can be accounted for by magnetic buoyancy induced by a stellar dynamo operating on the RGB and on the AGB.

Independently of the still uncertain physical cause, we know that the best established effect is a shift in the carbon isotopic mix (Gilroy & Brown, 1991), decreasing from the typical value of 25–30 left by the first dredge-up to 10–15 for Population I stars and down to 4 for Population II objects. Other consequences include N enrichment and ^{18}O depletion (Charbonnel & Do Nascimento, 1998). Similar CBP episodes can occur later, during the thermally pulsing AGB stages, where again the sub-adiabatic zone below the envelope has a homogeneous molecular weight. Several authors (Boothroyd & Sackmann, 1999; Charbonnel & Balachandran, 2000) studied the possibility that ^7Li is affected by circulation phenomena. In particular it was noted that, on the RGB, Li enrichment is limited to phases close to the bump itself, so that it was suggested that Li production accompanies the early onset of extra-mixing (Charbonnel & Balachandran, 2000).

Let us illustrate what is found in stellar codes, using a model star of initially $1.5 M_{\odot}$, with a Population I composition ($[\text{Fe}/\text{H}] = -0.3$; Busso et al., 2003; Straniero et al., 2003). Here production of ^7Li derives entirely from (bound or free) electron captures on ^7Be . The synthesis of ^7Be can be followed through the competition of production and destruction:

$$\frac{dN(^7\text{Be})}{dt} = N(3)N(4)\lambda_{3,4} - N(^7\text{Be})N(p)\lambda_{7,p} - N(^7\text{Be})\lambda_{7,e^-} \quad (1)$$

where $N(3)$, $N(4)$, $N(p)$ are the number abundances of ^3He , ^4He and protons, and λ indicates the reaction rate. In high temperature regions ($T > 2 \times 10^7 \text{ K}$) ^7Be is completely ionised so that the contribution to e^- captures coming from bound electrons is suppressed. Here the synthesis of ^8B through p captures is efficient and prevails.

In the mentioned stellar model the mass dependence of the rates for ^7Be production [$\lambda(^3\text{He} + ^4\text{He})$] and for its destruction through proton [$\lambda(^7\text{Be} + p^+)$] or electron [$\lambda(^7\text{Be} + e^-)$] captures is shown in Fig. 2, for the case where p-captures occur without mass circulation. In this case ^7Be reaches an equilibrium concentration N_7^e that depends on the ^3He abundance maintained by H burning, and that remains pretty low. In the same hot zones, and down to $T \geq 3 - 4 \times 10^6 \text{ K}$, any ^7Li remaining captures protons and is very efficiently destroyed.

The same qualitative behaviour is maintained in presence of circulation phenomena too slow to save most of the produced ^7Be into regions of low T (where it decays into ^7Li). Actually, any mixing phenomenon occurring at sufficiently low rates (a few $10^{-8} M_{\odot}/\text{yr}$ characterises Red Giants) would destroy Li in the envelope, carrying it to hot regions where it is burnt, while its replenishment through ^7Be saved at low T would remain too small to compensate.

In order to achieve a net and durable Li enhancement in the envelope it is required that a mixing mechanism of the type inferred by Cameron & Fowler (1971) carries ^7Be rather rapidly out of the high-temperature zone, typically to $< 3 \times 10^6 \text{ K}$. On the one hand in such low-T regions the ionisation equilibrium of ^7Be favours the presence of bound electrons, from which e^- captures are increased. These dominate over p-captures (that are essentially shut off). On the other hand, in these layers any ^7Li produced would survive and the total inventory of ^7Li to be carried to the envelope can be largely increased. We can have an estimate for the maximum ^7Li production if we consider the pure production of ^7Be in equation (1), without destruction by p-captures, as if it were quickly carried to cool zones. Its derivative in time is shown in Fig. 2 as $(dN_7/dt)_p$. The integral of that curve over the production region and over a period of one year

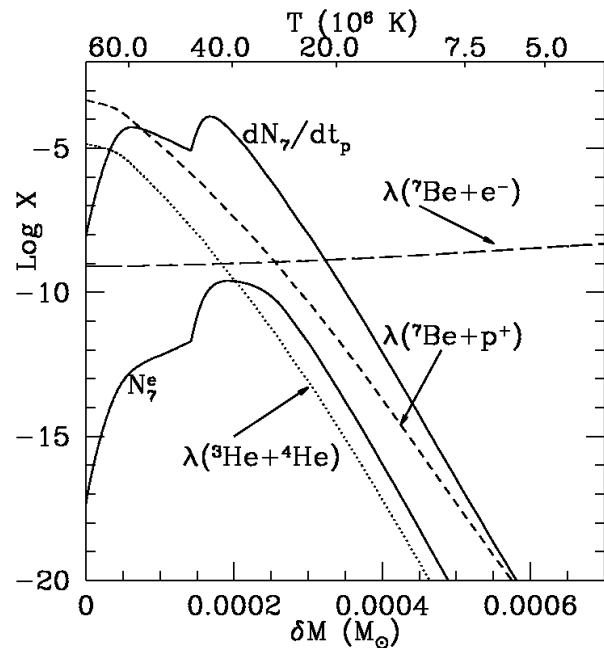


Fig. 2. Rates for ^7Be production and destruction in the radiative layers below the convective envelope (dotted and dashed lines). The abscissa shows the distance in mass from the deepest layers affected by CBP, so that the convective envelope is at the right, outside the plot area. Also plotted is the ^7Be equilibrium abundance (N_7^e) and its production rate (without destruction) if an infinite ^3He reservoir is available ($(dN_7/dt)_p$). This mimics the supply from the ^3He present in the envelope in case of extended mixing.

provides the *maximum* mass of Li that can be produced per year, amounting to $5.65 \times 10^{-13} M_{\odot}/\text{yr}$. In order to have the envelope (of about $1 M_{\odot}$) enriched up to a mass fraction $X(\text{Li}) = 2 \times 10^{-8}$ (≈ 10 times solar) we need to mix the produced Li at a rate $\dot{M} > 3 \times 10^{-5} M_{\odot}/\text{yr}$, which is a rather fast circulation rate. Such high mixing rates have been so far suggested to occur only in rather extreme AGB cases, in order to explain some isotopic and elemental shifts there inferred from measurements on pre-solar grains of AGB origin. They would produce isotopic and elemental abundance changes (including Li) hardly distinguishable from hot bottom burning effects (Nollett et al., 2003), but for much lower stellar masses. In previous calculations with complete models (e.g. Boothroyd & Sackmann, 1999) Li production was obtained only adopting very fast circulation rates ($\dot{M} \approx 10^{-4} M_{\odot}/\text{yr}$). This result is in line with our rather rough estimate for the lower \dot{M} limit ($3 \times 10^{-5} M_{\odot}/\text{yr}$).

4. Conclusions

We conclude that the Li abundance measured for M45 is probably to be ascribed to the onset of rather extreme CBP phenomena on the AGB. This interpretation would be in line with suggestions by Nollett et al. (2003) and is the first hint for deep mixing coming from an M-type AGB star. As a consequence of the efficient mixing, we expect the $^{12}\text{C}/^{13}\text{C}$ ratio to be close to the equilibrium value of 3.5. A remarkable ^{14}N enhancement at the surface would occur only if zones of relatively high temperature ($\log T > 7.4$) were involved in the mixing episodes. This enhancement is instead expected in any case if HBB was at play. We leave these predictions for a subsequent verification of the

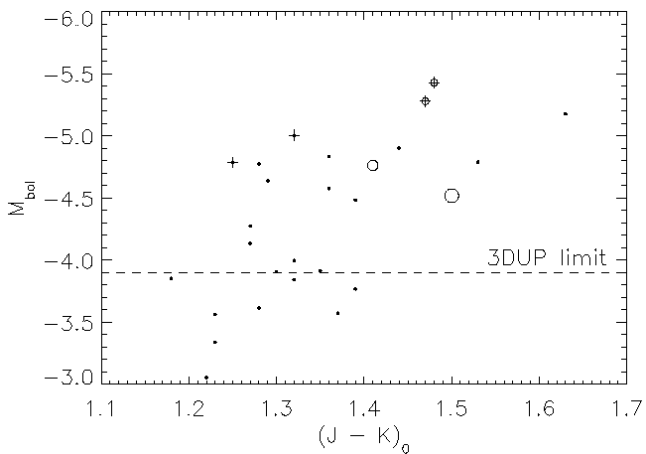


Fig. 3. Bolometric magnitude versus $(J - K)_0$ of our sample stars. Open circles are stars with positive Li detection, the size of the circle corresponds to the determined abundance of Li. Symbols with a cross denote stars with positive Tc detection. The dashed horizontal line indicates the estimated lower luminosity limit for 3DUP.

consistency of our explanation. At this stage we can only consider CBP as the most likely hypothesis, but we cannot derive too strong conclusions against the other interpretations, in particular the binary wind accretion hypothesis, on the basis of current observations.

Our findings also suggest that the conditions for CBP and those for the third dredge up are independent. CBP is expected to be favoured at low masses, while below a certain mass limit (depending on the metallicity) dredge-up of s-processed material does not occur. The Li-rich stars M45 and M794 should therefore be TP-AGB objects of really low mass ($M \leq 1.3 - 1.5M_{\odot}$), where very efficient CBP can occur, while the core is not massive enough to drive dredge-up.

Despite the lack of a physical explanation for the origin of CBP, a few hints can be found from the investigation of the present homogeneous sample. Judging from Fig. 3, the luminosities and temperatures of the Li-rich stars without Tc are similar to the Tc-rich stars. Also, the pulsation periods are comparable: The Li-only stars M45 and M794 have periods of around or just slightly below 300 d, which is about the minimum period of the Tc stars.

M45 and M794 have Li abundances higher than the two Tc stars M1147 and M1347, and M626 and S942, the two remaining Tc stars, do not show Li at all. It is quite thinkable that in the mass range of our sample stars Li production via CBP sets in before 3DUP occurs, or for masses slightly lower than necessary to drive dredge-up. We note that the radiative layers below the convective envelope are sub-adiabatic, chemically homogeneous zones where no molecular weight barrier hampers the circulation of matter, so that the onset of CBP should be much easier than formal dredge-up.

In any case, since not all of the stars with pulsation periods around or above 300 d and luminosities comparable to the Li-rich stars do show this element, very special conditions have to be met in order for CBP to work at the rather extreme rates necessary. Which these conditions are remains a question to be answered.

Acknowledgements. TL and SU acknowledge funding by the Austrian Science Fund FWF under the project P18171-N02, and BA acknowledges funding by the FWF under project P19503-N13. MTL has been supported by the Austrian

Academy of Sciences (DOC-programme). SP and MB acknowledge funding from MURST under contract PRIN2006-022731. We also acknowledge J. Hron (Vienna) for devising the bulge UVES-project and for carrying out the observations.

References

- Abia, C., Boffin, H. M. J., Isern, J. & Rebolo, R. 1991, *A&A*, 245, L1
 Bodenheimer, P. 1965, *ApJ*, 142, 451
 Boothroyd, A.I., & Sackmann, I.-J. 1999, *ApJ*, 510, 232
 Busso, M., Gallino, R., & Wasserburg, G. J. 1999, *ARA&A*, 37, 239
 Busso, M., Gallino, R., & Wasserburg, G.J. 2003, *PASA*, 20, 356.
 Busso, M., Wasserburg, G. J., Nollett, K. M., & Calandra, A. 2007, submitted to *ApJ*
 Cameron, A. G. W., & Fowler, W. A. 1971, *ApJ*, 164, 111
 Charbonnel, C. 2004, in: McWilliam, A., & Rauch, M. (Eds.), *Origin and Evolution of the Elements*, Cambridge Univ. Press, Cambridge, UK, 2004, p. 60.
 Charbonnel, C., & Balachandran, S. C. 2000, *A&A*, 359, 563
 Charbonnel, C., & Do Nascimento, J. D. 1998, *A&A*, 336, 915
 Charbonnel, C., & Zahn, J.-P. 2007, *A&A*, 467, 15
 de la Reza, R., Drake, N. A., & da Silva, L. 1997, *ApJ*, 482, L77
 Eggleton, P. P., Dearborn, D. S. P., & Lattanzio, J. C. 2006, *Science*, 314, 1580
 García-Hernández, D. A., García-Lario, P., Plez, B., et al. 2007, *A&A*, 462, 711
 Gilroy, K. K., & Brown, J. A. 1991, *ApJ*, 371, 578
 Habing, H. J., & Olofsson, H. 2004, “Asymptotic Giant Branch Stars”, *A&A Library*, Springer, New York
 Herwig, F. 2005, *ARAA*, 43, 435
 Iben, I. 1973, *ApJ*, 185, 209
 Karakas, A. 2003, PhD thesis, Monash University, Australia
 Korn, A., Grundahl, F., Richard, O., et al. 2006, *Nature*, 442, 657
 Kraft, R. P. 1994, *PASP*, 106, 553
 McWilliam, A., & Rich, R. M. 1994, *ApJS*, 91, 749
 Nollett, M. N., Busso, M., & Wasserburg, G. J. 2003, *ApJ*, 582, 1036
 Rebolo, R. 1991, *IAUS*, 145, 85
 Reiners, A. 2005, *AN*, 326, 930
 Schwenke, D. 1998, *Faraday Discuss.*, 109, 321
 Siess, L., & Livio, M. 1999, *MNRAS*, 304, 925
 Smith, V. V., & Lambert, D. L. 1989, *ApJ*, 345, L75
 Smith, V. V., & Lambert, D. L. 1990, *ApJ*, 361, L69
 Smith, V. V., Plez, B., Lambert, D. L., & Lubowich, D. A. 1995, *ApJ*, 441, 735
 Smith, V.V., Shetrone, M. D., & Keane, M. J. 1999, *ApJ*, 516, L73
 Spite, M., & Spite, F. 1982, *Nature*, 297, 483
 Straniero, O., Domínguez, I., Cristallo, S., & Gallino, R. 2003, *PASA*, 20, 389
 Uttenthaler, S., Hron, J., Lebzelter, T., et al. 2007, *A&A*, 463, 251; Tc-Paper
 Van Eck, S., Jorissen, A., Udry, S., Mayor, M., Pernier, B. 1998, *A&A*, 329, 971
 Vanture, A. D., Smith, V. V., Lutz, J., et al. 2007, *PASP*, 119, 147
 Wasserburg, G. J., Boothroyd A. I., & Sackmann, I.-J. 1995, *ApJ*, 447, L37
 Wesselink, Th. J. H. 1987, Ph.D. thesis, Catholic University of Nijmegen, the Netherlands

List of Objects

- ‘M45’ on page 2
- ‘M794’ on page 2
- ‘M1147’ on page 2
- ‘M1347’ on page 2
- ‘HV 1645’ on page 3
- ‘NO Aur’ on page 3
- ‘ π^1 Gru’ on page 3
- ‘HR Peg’ on page 3
- ‘V441 Cyg’ on page 3