

Predictions for $\sin 2(\beta/\phi_1)_{\text{eff}}$ in $b \rightarrow s$ penguin dominated modes

J. Zupan

Department of Physics, University of Ljubljana, Jadranska 19, 1000 Ljubljana, Slovenia and
J. Stefan Institute, Jamova 39, P.O. Box 3000, 1001 Ljubljana, Slovenia

We provide a review of predictions for $\sin 2\beta_{\text{eff}}$ in $b \rightarrow s$ penguin dominated modes based on $1/m_b$ expansion and/or SU(3) flavor symmetry. The experimental results are consistently lower than the theoretical predictions. In order to interpret whether this effect is a sign of new physics contributions or can be explained away within the Standard Model a theoretical input cannot be avoided. The effect survives at a level larger than 2.1σ in a conservative average over different modes that includes theoretical predictions.

1. Introduction

A nontrivial test of the Standard Model (SM) are the two ways of measuring $\sin 2\beta$ from time dependent $\Delta S = 1$ B decays [with $\beta = \arg(-V_{cd}V_{cb}^*/V_{td}V_{tb}^*)$]: (i) from tree dominated, e.g. $B \rightarrow J/\Psi K_S$ [1], and (ii) from penguin dominated, e.g. $B \rightarrow \phi K_S$, decay modes [2, 3]. The two determinations should be the same in the SM, but would differ, if new physics contributions modify the penguin dominated decay amplitudes. For several years now there is some disagreement between the two determinations, if the CKM suppressed terms are neglected in the interpretation of the experimental results. However, with the decreased experimental errors this approximation is no more adequate. As I will argue in this write-up theoretical input is needed for the correct interpretation of experimental results.

The two observables measured in time dependent $B(t) \rightarrow f$ decays into a CP eigenstate f are the indirect CP asymmetry

$$S_f = 2 \frac{\text{Im}[e^{-i2\beta} \bar{A}_f/A_f]}{1 + |\bar{A}_f|^2/|A_f|^2}, \quad (1)$$

and the direct CP asymmetry

$$C_f = \frac{|A_f|^2 - |\bar{A}_f|^2}{|A_f|^2 + |\bar{A}_f|^2}. \quad (2)$$

Above we have used the notation for the decay amplitudes $A(\bar{B}^0 \rightarrow f) = \bar{A}_f$ and $A(B^0 \rightarrow f) = A_f$. The choice of $\Delta S = 1$ B^0 decays makes the determination of $\sin 2\beta$ from S_f theoretically very clean since it exploits the CKM hierarchy $\lambda_u = V_{ub}V_{us}^* \sim \lambda^2 \lambda_c$, where $\lambda_c = V_{cb}V_{cs}^*$ and $\lambda = \sin \theta_C = 0.22$. To see this let us split the amplitude according to the CKM factors

$$\begin{aligned} \bar{A}_f &= \lambda_c a_f^c + \lambda_u a_f^u + \lambda_t a_f^t \\ &= \lambda_c (a_f^c - a_f^t) + \lambda_u (a_f^u - a_f^t) \\ &= \lambda_c A_f^c + \lambda_u A_f^u, \end{aligned} \quad (3)$$

where in obtaining the second row the CKM unitarity $\lambda_c + \lambda_u + \lambda_t = 0$ was used. The different terms in Eq. (3) can receive the following contributions, depending

on the final state f : a_f^c can receive contributions from $b \rightarrow c\bar{c}s$ tree and $c\bar{c}$ rescattering (charming penguin); a_f^u can receive contributions from $b \rightarrow u\bar{u}s$ tree and $u\bar{u}$ rescattering (u -penguin); a_f^t can receive contributions from QCD penguins and electroweak penguins.

Since $\lambda_u \sim 0.02\lambda_c$ there is a big hierarchy between the two terms in $\bar{A}_f = \lambda_c A_f^c + \lambda_u A_f^u$, so that \bar{A}_f is dominated by one CKM amplitude. Since λ_c is real in the standard CKM parametrisation, $\bar{A}_f \simeq A_f$, and the ratio of the two amplitudes cancels to first approximation in Eq. (1). More precisely, expanding in the small ratio

$$r_f e^{i\delta_f} = |\lambda_u/\lambda_c| \cdot \frac{A_f^u}{A_f^c} \simeq 0.02 \frac{A_f^u}{A_f^c}, \quad (4)$$

we have

$$\begin{aligned} \sin 2\beta_{\text{eff}} &\equiv -\eta_f^{CP} S_f = \\ &= \sin 2\beta + 2r_f \cos \delta_f \cos 2\beta \sin \gamma, \end{aligned} \quad (5)$$

where η_f^{CP} is the CP of the final state f , and

$$C_f = -2r_f \sin \delta_f \sin \gamma. \quad (6)$$

If the small r_f terms are neglected we thus have $\sin 2\beta_{\text{eff}} = \sin 2\beta$ and $C_f = 0$. If a nonzero direct CP asymmetry C_f is found experimentally, it would immediately imply that r_f terms are important.

2. Two ways to $\sin 2\beta$

As alluded to in the introduction, it is useful to distinguish two determinations of $\sin 2\beta$. The tree dominated decays, e.g. $B^0 \rightarrow J/\Psi K_S$, are expected to be SM dominated. We will denote the corresponding value in Eq. (5) as $\sin 2\beta_{\text{eff}}^{\text{Tree}}$. The penguin dominated decays, e.g. $B^0 \rightarrow \phi K_S$, can on the contrary receive possibly large beyond Standard Model contributions. The corresponding values in Eq. (5) will be denoted as $\sin 2\beta_{\text{eff}}^{\text{Peng}}$. The comparison of the two then tests the KM mechanism

$$\begin{aligned} \Delta S_f &= \sin 2\beta_{\text{eff}}^{\text{Peng}} - \sin 2\beta_{\text{eff}}^{\text{Tree}} \\ &= O(r_f^{\text{Peng}}) - O(r_f^{\text{Tree}}). \end{aligned} \quad (7)$$

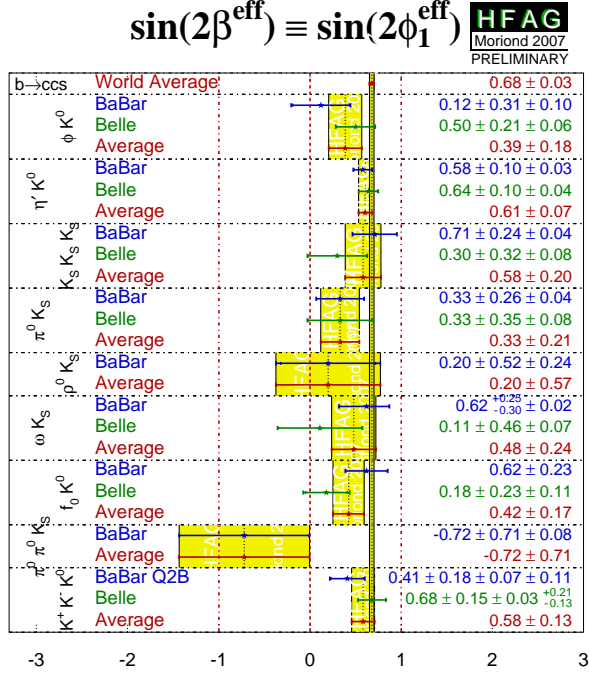


Figure 1: The measured $\sin 2\beta_{\text{eff}}^{\text{PENG}}$ for $\Delta S = 1$ penguin dominated decays [4]. The two vertical yellow lines give the $\sin 2\beta_{\text{eff}}^{\text{Tree}}$ from $b \rightarrow c\bar{c}s$ world average.

The $O(r_f^{\text{Tree}})$ difference between $\sin 2\beta$ and $S_{J/\Psi K_S}$ is below a percent level, since A_f^u in Eq. (4) is already at least $\alpha_S(m_b)$ suppressed compared to the dominant tree term, A_f^c [5, 6, 7, 8]. These $O(r_f^{\text{Tree}})$ corrections will be neglected compared to the $O(r_f^{\text{PENG}})$ differences between $\sin 2\beta_{\text{eff}}^{\text{PENG}}$ and $\sin 2\beta$ which we will investigate below.

The expected difference ΔS_f for penguin dominated modes is channel dependent. Curiously enough, the experimental values are all negative, $\Delta S_f < 0$, see Fig. 1. This experimental pattern immediately raises several questions

- what are the SM expectations?
- what are the errors on the theory predictions?
- what theoretical errors to expect in the future/can we improve them?

The last question is especially interesting for future prospects, where with 50 ab^{-1} of data $S_{\phi K_S}$ and $S_{\eta' K_S}$ are expected to be measured to a precision of a few percent.

An important thing to note is that we have 2 observables, S_f and C_f , but also 2 unknowns: $\sin \gamma r_f$

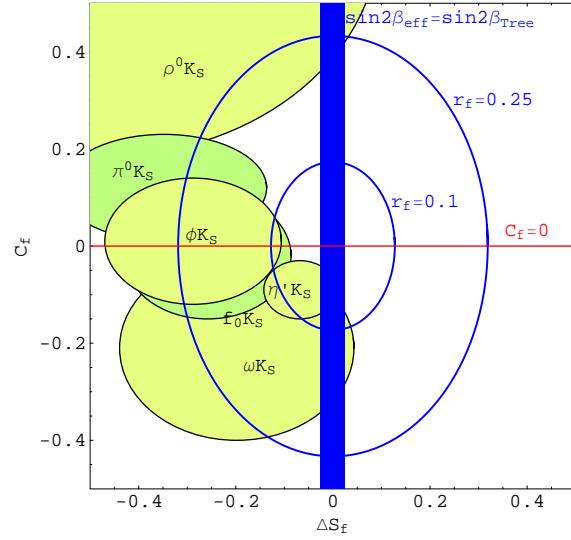


Figure 2: The 1σ experimental values for $(\Delta S_f, C_f)$ in penguin dominated modes as of FPCP07 conference [4]. The vertical blue band shows experimental errors on $\sin 2\beta_{\text{eff}}^{\text{Tree}}$ from $b \rightarrow c\bar{c}s$ modes. The two blue circles represent ΔS_f for $r_f = 0.1, 0.25$ with δ_f varied (with $\gamma = 60^\circ$).

and δ_f

$$\Delta S_f = 2 \sin \gamma r_f \cos \delta_f \cos 2\beta \quad (8)$$

$$C_f = -2 \sin \gamma r_f \sin \delta_f \quad (9)$$

To predict ΔS_f one therefore *necessarily* needs theory input at least on r_f , while δ_f could in principle be fixed from a measurement of C_f (or vice versa). An example of this is shown in Fig. 2, where the experimental results are compared with ellipses in $(\Delta S_f, C_f)$ plane obtained for $r_f = 0.1, 0.25$ and arbitrary δ_f (and with γ chosen to be 60°). Note that these two values of r_f correspond to fairly large values of $A_f^u/A_f^c \sim 5, 10$ in Eq. (4).

Both ΔS_f and C_f have been estimated in several theoretical frameworks using $SU(3)$ flavor symmetry and using $1/m_b$ expansion: QCDF, SCET, pQCD. We discuss these two approaches next.

3. Using flavor $SU(3)$

As pointed out in [9] and discussed later also in [10, 11, 12, 13, 14, 15, 16] one can use $\Delta S = 0$ modes related by $SU(3)_F$ (represented by $s \rightarrow d$ exchange on Fig. 3) to constrain ΔS_f in penguin dominated $\Delta S = 1$ decays. This corresponds to a replacement $V_{cb}V_{cs}^* A_f^c \rightarrow V_{cb}V_{cd}^* A_f^{c'}$ and $V_{ub}V_{us}^* A_f^u \rightarrow V_{ub}V_{ud}^* A_f^{u'}$ in Eq. (3), where the primes remind us of the fact that one needs to take into account $SU(3)$ breaking as well as of the fact that f may transform into a sum

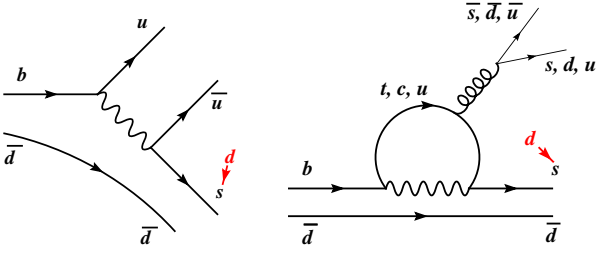


Figure 3: The $s \rightarrow d$ exchange modifies the hierarchy of tree (left diagram) and penguin (right diagram) contributions by replacing $V_{ts} \rightarrow V_{td}$ and $V_{us} \rightarrow V_{ud}$ respectively.

of mass eigenstates (for instance U-spin transforms $\pi^0 \sim (u\bar{u} - d\bar{d})/\sqrt{2}$ to $(u\bar{u} - s\bar{s})/\sqrt{2}$, which is a sum of η and η').

In the SU(3) related amplitudes the hierarchy of tree and penguin contributions is changed because the CKM factors in front of the matrix elements $A_f^{c,u}$ in Eq. (3) have changed

$$P \rightarrow -\lambda P', \quad T \rightarrow T'/\lambda. \quad (10)$$

For instance, the $B \rightarrow \pi K$ amplitudes are penguin dominated, while in SU(3) related $B \rightarrow \pi\pi$ decays the tree contributions are larger than the penguins. Because of this, one can bound "tree pollution" r_f in $\Delta S = 1$ decays from the related $\Delta S = 0$ modes. A bound on r_f consists of a sum over modes

$$r_f \leq \frac{\mathcal{R} + \bar{\lambda}^2}{1 - \mathcal{R}}, \quad \mathcal{R} \leq \bar{\lambda} \sum_{f'} |a_{f'}| \sqrt{\frac{\bar{\mathcal{B}}_{f'}(\Delta S = 0)}{\bar{\mathcal{B}}_f(\Delta S = 1)}}, \quad (11)$$

where $a_{f'}$ are numerical coefficients. From the above equation we immediately see that the bound can never be better than $r_f < \bar{\lambda}^2 \sim 0.05$, even if \mathcal{R} is set to zero.

The upper bound on \mathcal{R} in Eq. (11) was obtained by bounding a sum over amplitudes, where there would be in general cancellations between different terms, with a sum over absolute values of amplitudes, where of course no such cancellations occur. The bound on \mathcal{R} is thus in general better, if the sum is over a smaller set of modes f' . Furthermore, all the branching ratios f' in the bound need to be measured to have the best bound. At present for some $\Delta S = 0$ modes only upper bounds are known. For instance in the bound on $r_{\eta'K_S}$ the branching ratios for $B^0 \rightarrow \pi^0 \eta, \eta^{(\prime)} \eta^{(\prime)}$ decays enter. For these only experimental upper bounds exist, giving at present $\mathcal{R}_{\eta'K_S} < 0.116$, while one arrives at $\mathcal{R} < 0.045$, if the predicted branching ratio in QCDF, Scenario 4, are used (or $\mathcal{R} < 0.088$ if SCET, Sol. I., predictions are used). Clearly, there is still room for improvement using this approach. But in general, assuming only SU(3) without any dynamical assumptions, gives too conservative bounds. The reason is that in this way one does not use any information about the relative phases between the terms

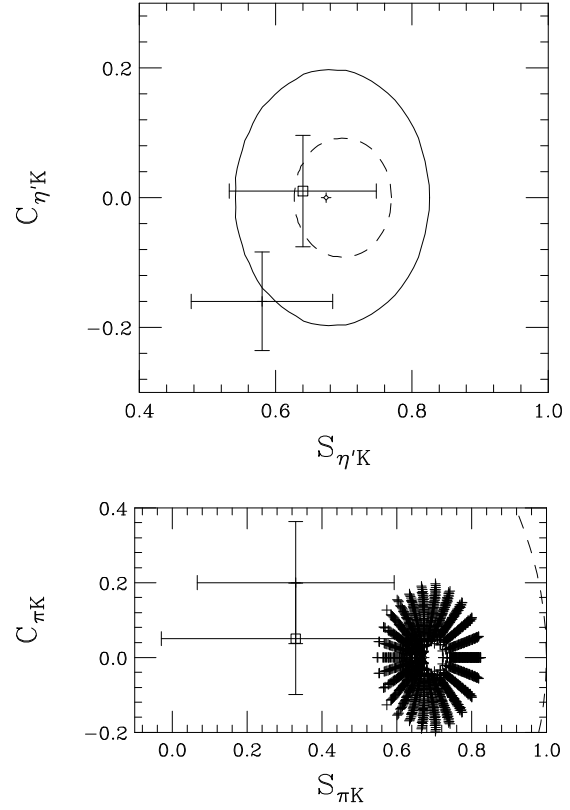


Figure 4: Top: $(S_{\eta'K_S}, C_{\eta'K_S})$ values allowed by SU(3) bounds (region enclosed by the solid curve), and with further dynamical assumptions (region enclosed by the dashed curve) [12]. Bottom: $(S_{\pi^0K_S}, C_{\pi^0K_S})$ values allowed by SU(3) bounds [12]. The small points are $(S_f, C_f) = (\sin 2\beta, 0)$. Experimental values are from BaBar (dot) [21, 22] and from Belle (square) [23, 24].

in the sum in Eq. (11). The results of a 2006 numerical update [12], where correlations between S_f and C_f were used, are shown on Fig. 4. Bounds on $\Delta S_{\phi K_S}$ are much worse [9]. It is also possible to treat S_{KKK} in this framework, however, the bounds are again not very informative [15, 16]. Assuming small annihilation one has $r_{K^+K^-K^0} < 1.02$, and $r_{K_S K_S K_S} < 0.31$ [15, 16].

Another use of SU(3) is to perform global fits to the data [17, 18, 19, 20]. In this case ΔS_f can be predicted and not just bounded as above. A recent analysis in [20] shows a discrepancy between experimental data and the SU(3) fit predictions in the $(S_{\pi^0K_S}, C_{\pi^0K_S})$ plane. The fit predicts $S_{\pi^0K_S} = -0.81 \pm 0.03$ in the Standard Model, which is to be compared with the measured value of $S_{\pi^0K_S} = -0.33 \pm 0.21$. Note that the error on the prediction already includes the variation due to the SU(3) breaking.

4. Using $1/m_b$ expansion

The $1/m_b$ expansion has more predictive power. I would like to stress that $1/m_b$ expansion is a consistent framework, based on Soft Collinear Effective Theory [25]. Like the SU(3) approach it is in principle "model independent" in the sense that it uses only symmetries of QCD. While the SU(3) approach uses a symmetry that arises in the $m_s \rightarrow 0$ limit, SCET based approaches use the symmetry that arise in the $m_b \rightarrow \infty$ limit. The framework offers consistency checks both within two-body B decays as well as in $B \rightarrow D\pi$ [26] and semiinclusive hadronic decays [27, 28]. Note that both QCD Factorization (QCDF) [29, 30, 31] and the so-called SCET calculations [32, 33, 34] use Soft Collinear Effective Theory, but they differ in the treatment of subleading effects and charming penguin contributions [35, 36].

We first review state of the art in these calculations and then move on to the predictions in specific decay modes. Both in QCDF and SCET the hard kernels are known to NLO in $\alpha_S(m_b)$ [29, 33, 37, 38], with partial results already known at NNLO [39]. The jet functions are known to NLO in $\alpha_S(\sqrt{\Lambda m_b})$ [40, 41, 42]. At present the limit on accuracy is the inclusion of $1/m_b$ corrections. While some of them, for instance the chirally enhanced terms, have already been included [29, 33], more work is needed to complete the calculations to $1/m_b$ order.

Not all of this information was used in ΔS_f calculations, however. In most recent QCDF calculation of Ref. [43] hard scattering was treated at LO in $\alpha_S(m_b)$, $\alpha_S(\sqrt{\Lambda m_b})$, soft overlap at NLO in $\alpha_S(m_b)$ and some $1/m_b$ corrections were included (modeled). In SCET calculation [34] all hard kernels were taken at LO in $\alpha_S(m_b)$, jet functions were not expanded in $\alpha_S(\sqrt{\Lambda m_b})$, $1/m_b$ corrections were not included, while nonperturbative parameters (also the charming penguin one, P_{charm}) were fit from data. In pQCD calculations [44, 45] the soft overlap contribution is factorized and some NLO corrections are included.

An interesting way of using the $1/m_b$ expansion results was proposed by M. Ciuchini *et al.* [46, 47]. Here the renormalization group invariant parametrization of the decay amplitudes [48] is used to fit from data the $1/m_b$ corrections to the QCDF predictions. In this way a better description of branching ratios and CP asymmetries is obtained. The predictions on ΔS_f are compatible with the original QCDF predictions, albeit with larger errors [47]. The errors will shrink once more data on relevant branching ratios and direct CP asymmetries become available.

4.1. ΔS for ϕK_S

This is the cleanest mode, with the least ambiguity on ΔS_f , since there is no $b \rightarrow u\bar{u}s$ tree contribution.

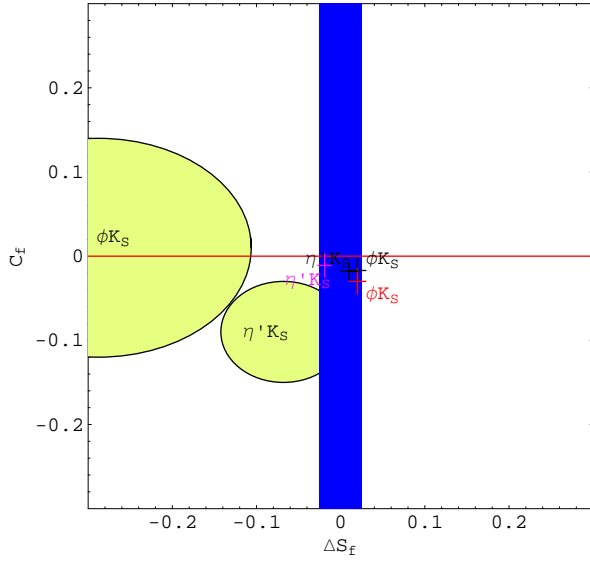


Figure 5: Crosses: QCDF (black) [31], pQCD (red) [8], and SCET (magenta) [34] predictions for $\Delta S_f, C_f$, with $f = \phi K_S, \eta' K_S$. Ellipses are experimental 1σ allowed regions, blue band is experimental error on $\sin 2\beta$ from $b \rightarrow c\bar{c}s$.

One thus has

$$\frac{A_f^u}{A_f^c} = \frac{a_f^u - a_f^t}{a_f^c - a_f^t} \sim O(1), \quad (12)$$

where a_f^i are either $\alpha_S(m_b)$ (penguins) or $1/m_b$ suppressed. The "tree pollution" parameter r_f is then at a percent level as demanded by the CKM suppression, $r_f \simeq 0.02 A_f^u/A_f^c$. In particular, the ratio of the matrix elements, A_f^u/A_f^c , cannot be enhanced, since there is no tree contribution to A_f^u . In accordance with this expectation both calculations in QCDF [42] and pQCD [45] obtain

$$\Delta S_{\phi K_S} = 0.02 \pm 0.01, \quad (13)$$

while there is no prediction in SCET yet. An analysis in [49] suggest that final state interactions do not change the above result.

4.2. ΔS for $\eta' K_S$

Because η' contains a $u\bar{u}$ component there is a $b \rightarrow u\bar{u}s$ tree level contribution to the $B \rightarrow \eta' K_S$ decay amplitude. However, r_f is still small, since A_f^c is also enhanced. This enhanced A_f^c explains the large $Br(B \rightarrow \eta' K_S)$ observed experimentally. The enhancement itself can be understood through constructive interference between $A(B \rightarrow \eta_q K_S)$ and $A(B \rightarrow \eta_s K_S)$, a mechanism that also explains small $Br(B \rightarrow \eta K_S)$, where the interference is destructive [50, 51]. Besides the interference pattern gluonic

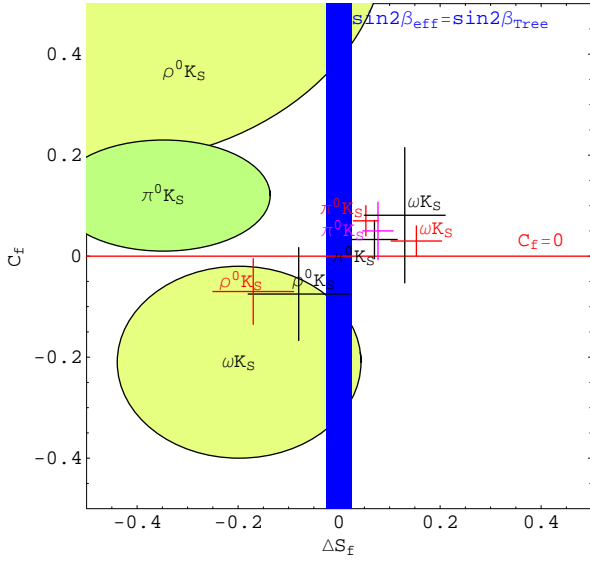


Figure 6: Crosses: QCDF (black) [31], pQCD (red) [8, 44], and SCET (magenta) [34] predictions for $\Delta S_f, C_f$. Ellipses are experimental 1σ allowed regions, blue band is experimental error on $\sin 2\beta$ from $b \rightarrow c\bar{c}s$.

contributions and/or SU(3) breaking are needed to obtain the experimentally observed branching ratios [30, 31, 34, 52].

The nonperturbative parameters including gluonic charming penguins were fit from experimental data in SCET [34] (but not from $\Delta S_{\eta' K_S}$, which is a pure prediction), while in QCDF calculation of [31] a reasonable estimate for these unknown terms was used. The two predictions

$$\begin{aligned} \text{QCDF : } \Delta S_{\eta' K_S} &= 0.01 \pm 0.01, \\ \text{SCET : } \Delta S_{\eta' K_S} &= \begin{cases} -0.019 \pm 0.008, \text{ Sol. I,} \\ -0.010 \pm 0.010, \text{ Sol. II,} \end{cases} \end{aligned} \quad (14)$$

do not coincide, but both of them do consistently give small deviations. This would be true also if, for some reason, the strong phases between A^c and A^u were completely missed in the calculation, since $|A^u/A^c|$ is $O(1)$ as in $B \rightarrow \phi K_S$, Eq. (12), and is not enhanced despite the presence of a tree contribution. The situation is reversed in $B \rightarrow \eta K_S$, where the destructive interference between $A(B \rightarrow \eta_q K_S)$ and $A(B \rightarrow \eta_s K_S)$ suppresses A_f^c and makes the tree contribution relatively larger. Then $\Delta S_{\eta K_S}$ can be large, even $O(1)$.

4.3. Other 2-body modes

The other 2-body modes for which there exist predictions on ΔS_f are $\pi^0 K_S$, $\rho^0 K_S$ and ωK_S . All of these receive $b \rightarrow u\bar{u}s$ tree contributions, so that A^u

is enhanced over A^c . In general one expects $\Delta S_f \sim O(0.1)$, with calculated values given below

Mode	QCDF [43]	pQCD [8, 44]	SCET [34]
$\pi^0 K_S$	$0.07^{+0.05}_{-0.04}$	$0.053^{+0.02}_{-0.03}$	0.077 ± 0.030
$\rho^0 K_S$	$-0.08^{+0.08}_{-0.12}$	$-0.187^{+0.10}_{-0.06}$	—
ωK_S	0.13 ± 0.08	$0.153^{+0.03}_{-0.07}$	—

It is interesting to note that $\Delta S_{\rho K_S}$ is the only one that is predicted to be negative, while all experimental central values are negative (see Fig. 6). According to the analysis [49] final state interactions could change appreciably $S_{\omega K_S}$, $S_{\rho K_S}$, but even then one still has $\Delta S_f \sim O(0.1)$.

5. Three-body modes

In [53] it was noted that $B \rightarrow \pi^0 \pi^0 K_S$ and $B \rightarrow K_S K_S K_S$ are CP-even over the entire phase space so that no dilution of S_f occurs in the integration over the phase space. This nice property does not hold for $B \rightarrow K^+ K^- K_S$ where both CP-even and CP-odd components are present. Nevertheless, an analysis based on isospin shows that $B \rightarrow K^+ K^- K_S$ away from ϕK_S is mostly CP even [54, 55].

Since there are no $b \rightarrow u\bar{u}s$ tree contributions in $B \rightarrow K_S K_S K_S$ one would naively expect $\Delta S_{K_S K_S K_S}$ to be very small, and for the other ΔS_{KKK} to be $\sim O(0.1)$. However, a calculation based on HM χ PT, a model of form factors and a model of non-resonant amplitude behaviour gives all $\Delta S_f \sim 0.05$ [56, 57]. More work is needed to confirm this observation.

6. Conclusions

The experimental values of ΔS_f are found to be negative in all modes and are also consistently lower than the theoretical predictions. It is a bit more difficult to assign a statistical significance to this statement, however. It is clear that different decay modes have different "tree pollutions", with ϕK_S and $\eta' K_S$ being the cleanest. Simply averaging the experimental values for ΔS_f over different modes is not correct, since the "tree pollution" is not negligible compared to the experimental errors. To ascertain whether the experimental values of ΔS_f represent a deviation from SM or not the use of theory therefore cannot be avoided.

The question is: how to take into account the theory? If all three approaches, QCDF, SCET and pQCD gave identical predictions, there would have been no problem. While this is not the case, the three approaches do give comparable predictions for different modes, with the difference attributable to different

treatments of higher order corrections. None of the treatments thus seems to be clearly wrong either.

I would like to advertise two prescriptions that are both conservative and fairly intuitive. The first one is to take the theoretical framework in which the largest number of predictions has been made and only average over modes where there are theoretical predictions, while dropping the remaining experimental results (alas!). The largest set of predictions for different modes is at present available in QCDF [43]. Taking the lowest $(\Delta S_f)_{\text{Th}}$ value obtained in the scan over QCDF input parameters in [43] and then averaging the difference

$$(\Delta S_f)_{\text{Corr}} = (\Delta S_f)_{\text{Exp}} - (\Delta S_f)_{\text{Th}}, \quad (15)$$

by using only the experimental errors, gives

$$\begin{aligned} \overline{(\Delta S_f)}_{\text{Corr}} &= \sin 2\beta^{\text{Peng}} - \sin 2\beta^{\text{Tree}} \\ &= -0.133 \pm 0.063 \quad (> 2.1\sigma \text{ effect}). \end{aligned} \quad (16)$$

In the above average the 3-body modes and the $f_0 K_S$ mode were dropped since there are no predictions for the corresponding S_f in QCDF. The error in Eq. (16) does not have a clear statistical meaning. Nevertheless, I believe the correct interpretation of the above result is that we have an effect that is larger than $0.133/0.063 = 2.1 \sigma$.

The other conservative prescription is that for each $(\Delta S_f)_{\text{Corr}}$ one takes the smallest value predicted from the three theoretical approaches, QCDF, SCET and pQCD, and then averages over modes while adding quadratically theoretical and experimental errors. Curiously enough this gives at present almost exactly the same result as quoted for the first prescription in Eq. (16) above.

Acknowledgments

The work of J.Z. is supported in part by the European Commission RTN network, Contract No. MRTN-CT-2006-035482 (FLAVIANet) and by the Slovenian Research Agency.

References

[1] I. I. Y. Bigi and A. I. Sanda, Nucl. Phys. B **193**, 85 (1981).
 [2] D. London and R. D. Peccei, Phys. Lett. B **223**, 257 (1989).
 [3] Y. Grossman and M. P. Worah, Phys. Lett. B **395**, 241 (1997) [arXiv:hep-ph/9612269].
 [4] E. Barberio *et al.* [Heavy Flavor Averaging Group (HFAG) Collaboration], arXiv:0704.3575 [hep-ex] and online update at <http://www.slac.stanford.edu/xorg/hfag>

[5] M. Gronau, Phys. Rev. Lett. **63**, 1451 (1989).
 [6] H. Boos, T. Mannel and J. Reuter, Phys. Rev. D **70**, 036006 (2004) [arXiv:hep-ph/0403085].
 [7] M. Ciuchini, M. Pierini and L. Silvestrini, Phys. Rev. Lett. **95**, 221804 (2005) [arXiv:hep-ph/0507290].
 [8] H. n. Li and S. Mishima, JHEP **0703**, 009 (2007) [arXiv:hep-ph/0610120].
 [9] Y. Grossman, Z. Ligeti, Y. Nir and H. Quinn, Phys. Rev. D **68**, 015004 (2003) [arXiv:hep-ph/0303171].
 [10] M. Gronau, J. L. Rosner and J. Zupan, Phys. Lett. B **596**, 107 (2004) [arXiv:hep-ph/0403287].
 [11] M. Gronau, Y. Grossman and J. L. Rosner, Phys. Lett. B **579**, 331 (2004) [arXiv:hep-ph/0310020].
 [12] M. Gronau, J. L. Rosner and J. Zupan, Phys. Rev. D **74**, 093003 (2006) [arXiv:hep-ph/0608085].
 [13] M. Gronau and J. L. Rosner, Phys. Rev. D **71**, 074019 (2005) [arXiv:hep-ph/0503131].
 [14] G. Raz, arXiv:hep-ph/0509125.
 [15] G. Engelhard and G. Raz, Phys. Rev. D **72**, 114017 (2005) [arXiv:hep-ph/0508046].
 [16] G. Engelhard, Y. Nir and G. Raz, Phys. Rev. D **72**, 075013 (2005) [arXiv:hep-ph/0505194].
 [17] C. W. Chiang, M. Gronau, Z. Luo, J. L. Rosner and D. A. Suprun, Phys. Rev. D **69**, 034001 (2004) [arXiv:hep-ph/0307395].
 [18] C. W. Chiang, M. Gronau, J. L. Rosner and D. A. Suprun, Phys. Rev. D **70**, 034020 (2004) [arXiv:hep-ph/0404073].
 [19] A. J. Buras, R. Fleischer, S. Recksiegel and F. Schwab, Phys. Rev. Lett. **92**, 101804 (2004) [arXiv:hep-ph/0312259]; Nucl. Phys. B **697**, 133 (2004) [arXiv:hep-ph/0402112]; Eur. Phys. J. C **45**, 701 (2006) [arXiv:hep-ph/0512032].
 [20] R. Fleischer, S. Recksiegel and F. Schwab, Eur. Phys. J. C **51**, 55 (2007) [arXiv:hep-ph/0702275].
 [21] B. Aubert *et al.* [BABAR Collaboration], Phys. Rev. Lett. **98**, 031801 (2007) [arXiv:hep-ex/0609052].
 [22] B. Aubert *et al.* [BABAR Collaboration], arXiv:hep-ex/0607096.
 [23] K. F. Chen *et al.* [Belle Collaboration], Phys. Rev. Lett. **98**, 031802 (2007) [arXiv:hep-ex/0608039].
 [24] K. Hara [Belle Collaboration], presented at ICHEP06, Moscow.
 [25] C. W. Bauer, S. Fleming and M. E. Luke, Phys. Rev. D **63**, 014006 (2001) [arXiv:hep-ph/0005275]. C. W. Bauer, S. Fleming, D. Pirjol and I. W. Stewart, Phys. Rev. D **63**, 114020 (2001) [arXiv:hep-ph/0011336]; C. W. Bauer and I. W. Stewart, Phys. Lett. B **516**, 134 (2001) [arXiv:hep-ph/0107001].
 [26] S. Mantry, D. Pirjol and I. W. Stewart, Phys. Rev. D **68**, 114009 (2003) [arXiv:hep-ph/0306254].
 [27] A. Soni and J. Zupan, Phys. Rev. D **75**, 014024

- (2007) [arXiv:hep-ph/0510325].
- [28] J. Chay, C. Kim, A. K. Leibovich and J. Zupan, Phys. Rev. D **74**, 074022 (2006) [arXiv:hep-ph/0607004].
 - [29] M. Beneke, G. Buchalla, M. Neubert and C. T. Sachrajda, Phys. Rev. Lett. **83**, 1914 (1999) [arXiv:hep-ph/9905312]; Nucl. Phys. B **591**, 313 (2000) [arXiv:hep-ph/0006124]; M. Beneke, G. Buchalla, M. Neubert and C. T. Sachrajda, Nucl. Phys. B **606**, 245 (2001) [arXiv:hep-ph/0104110].
 - [30] M. Beneke and M. Neubert, Nucl. Phys. B **651**, 225 (2003) [arXiv:hep-ph/0210085].
 - [31] M. Beneke and M. Neubert, Nucl. Phys. B **675**, 333 (2003) [arXiv:hep-ph/0308039].
 - [32] C. W. Bauer, D. Pirjol, I. Z. Rothstein and I. W. Stewart, Phys. Rev. D **70**, 054015 (2004) [arXiv:hep-ph/0401188]; C. W. Bauer, I. Z. Rothstein and I. W. Stewart, Phys. Rev. D **74**, 034010 (2006) [arXiv:hep-ph/0510241].
 - [33] A. Jain, I. Z. Rothstein and I. W. Stewart, arXiv:0706.3399 [hep-ph].
 - [34] A. R. Williamson and J. Zupan, Phys. Rev. D **74**, 014003 (2006) [arXiv:hep-ph/0601214].
 - [35] C. W. Bauer, D. Pirjol, I. Z. Rothstein and I. W. Stewart, Phys. Rev. D **72**, 098502 (2005) [arXiv:hep-ph/0502094].
 - [36] M. Beneke, G. Buchalla, M. Neubert and C. T. Sachrajda, Phys. Rev. D **72**, 098501 (2005) [arXiv:hep-ph/0411171].
 - [37] J. Chay and C. Kim, Nucl. Phys. B **680**, 302 (2004) [arXiv:hep-ph/0301262].
 - [38] M. Beneke and S. Jager, Nucl. Phys. B **751**, 160 (2006) [arXiv:hep-ph/0512351]; M. Beneke and S. Jager, Nucl. Phys. B **768**, 51 (2007) [arXiv:hep-ph/0610322].
 - [39] G. Bell, arXiv:0705.3127 [hep-ph].
 - [40] R. J. Hill, T. Becher, S. J. Lee and M. Neubert, JHEP **0407**, 081 (2004) [arXiv:hep-ph/0404217].
 - [41] G. G. Kirilin, arXiv:hep-ph/0508235.
 - [42] M. Beneke and D. Yang, Nucl. Phys. B **736**, 34 (2006) [arXiv:hep-ph/0508250].
 - [43] M. Beneke, Phys. Lett. B **620**, 143 (2005) [arXiv:hep-ph/0505075].
 - [44] H. n. Li, S. Mishima and A. I. Sanda, Phys. Rev. D **72**, 114005 (2005) [arXiv:hep-ph/0508041].
 - [45] H. n. Li and S. Mishima, Phys. Rev. D **74**, 094020 (2006) [arXiv:hep-ph/0608277].
 - [46] M. Ciuchini, E. Franco, G. Martinelli, M. Pierini and L. Silvestrini, Phys. Lett. B **515**, 33 (2001) [arXiv:hep-ph/0104126].
 - [47] L. Silvestrini, arXiv:0705.1624 [hep-ph].
 - [48] A. J. Buras and L. Silvestrini, Nucl. Phys. B **569**, 3 (2000) [arXiv:hep-ph/9812392].
 - [49] H. Y. Cheng, C. K. Chua and A. Soni, Phys. Rev. D **72**, 014006 (2005) [arXiv:hep-ph/0502235].
 - [50] H. J. Lipkin, Phys. Lett. B **254**, 247 (1991).
 - [51] H. J. Lipkin, Phys. Lett. B **433**, 117 (1998).
 - [52] J. M. Gerard and E. Kou, Phys. Rev. Lett. **97**, 261804 (2006) [arXiv:hep-ph/0609300].
 - [53] T. Gershon and M. Hazumi, Phys. Lett. B **596**, 163 (2004) [arXiv:hep-ph/0402097].
 - [54] M. Gronau and J. L. Rosner, Phys. Rev. D **72**, 094031 (2005) [arXiv:hep-ph/0509155].
 - [55] A. Garmash *et al.* [Belle Collaboration], Phys. Rev. D **69**, 012001 (2004) [arXiv:hep-ex/0307082].
 - [56] H. Y. Cheng, C. K. Chua and A. Soni, Phys. Rev. D **72**, 094003 (2005) [arXiv:hep-ph/0506268].
 - [57] H. Y. Cheng, C. K. Chua and A. Soni, arXiv:0704.1049 [hep-ph].