

Comm. in Asteroseismology

Vol. number, publication date (will be inserted in the production process)

On the nature of the δ Scuti star star HD 115520

L. Fox Machado¹, J. H. Peña², G. Muñoz³, B. Vargas³

¹ Observatorio Astronómico Nacional, Instituto de Astronomía, Universidad Nacional Autónoma de México, Ensenada B.C., Apdo. Postal 877, México

² Instituto de Astronomía, Universidad Nacional Autónoma de México, México D.F., Apdo. Postal 70-264, México

³ Escuela Superior de Ingeniería Mecánica y Eléctrica, Instituto Politécnico Nacional, Av. IPN s/n, 07738 México, D.F., México

Abstract

As a continuation of the study of the newly found δ Scuti star HD 115520, we present a period analysis of recently acquired photometric data covering four nights, as well as some conclusions on the nature of this star.

Introduction

In 2007 Peña et al. (2007, Paper I) confirmed the belonging of HD 115520 to the δ Scuti class which was considered as a standard star in a 2005 observing run. From the relatively large scatter shown, Peña et al.(2006) consider it as a variable candidate. With this in mind, new data were acquired in two new nights in 2006 which established it as a δ Scuti star. In the present paper we present new observations which were performed in 2007 with the same instrumentation over a period of four nights and which have served to determine its periodic content. The found frequencies explain the behavior of both seasons separated by more than one year.

Observations

These were taken at the Observatorio Astronómico Nacional, México using the 1.5 m telescope to which a spectrophotometer was attached. The observing season was carried out on four consecutive nights in March and April, 2007. The following observing routine was employed: a multiple series of integrations

Table 1: Characteristics of the observed stars. The spectral types were taken from the SIMBAD database.

<i>ID</i>	RA	Dec	<i>V</i>	$(b - y)$	m_1	c_1	<i>N</i>	SpTyp
HD 115520	13 17 21.4	+30 36 45.5	8.435	0.132	0.171	0.806	459	F0
HD 116879	13 26 06.9	+30 42 08.2	7.953	0.272	0.144	0.634	120	F5
HD 114311	13 09 28.9	+30 26 06.3	9.037	0.334	0.157	0.474	122	F6V

was carried out, consisting of five 10 s integrations of the star to which one 10 s integration of the sky was subtracted. Two reference stars were also observed C1: HD116879 and C2: HD114311. These were observed in the following sequence to optimize the time coverage of the variable: V, sky, C1, V, V, C2, V. A series of standard stars was also observed at the beginning and at the end of each night to transform the data into the standard system. The absolute photometric values of the 2007 campaign are provided in an archive. The accuracy of the season is deduced from the differences between the reduced and the previously reported values of the standard stars. Due to the fact that the last night was of lower quality, and hence less accurate, the mean values of the differences are calculated only from the standards of the first three nights. They are: 0.015, 0.008, 0.007, 0.011 mag for V, $(b - y)$, m_1 , and c_1 , respectively.

However, since the amplitude of the star is typical of a δ Scuti star (~ 20 mmag, see Figure 4), we preferred to analyze the data for the periodic content through differential photometry in the y filter for which use was made of the reference stars C1 and C2 to increase the accuracy of the photometry to thousands of magnitude. Table 1 lists the characteristics of the observed stars. A magnitude value of the reference stars was interpolated at the time of the variable and the final values, to which the average value of each night was subtracted, are presented in Table 1. The whole reduction procedure is shown in Figure 1 for the night of March 30/31. The 2006 season was reduced in the same fashion to match the newly acquired data.

Frequency determination

With the relatively few data points acquired in the 2006 season (only two short nights) we were able to demonstrate the star's variability and found evidence of at least two close frequencies which might explain the resulting beating behavior of the light curve. Since the new photometric data is constituted of four long consecutive nights, we are now able to determine the pulsational frequencies with greater precision. Two numerical packages were utilized: Period04 (Lenz and Breger, 2004) and ISWF (Alvarez et al., 1998). With Period04 the first run examined gave a frequency of 17.8643 c/d with an amplitude of 0.0140

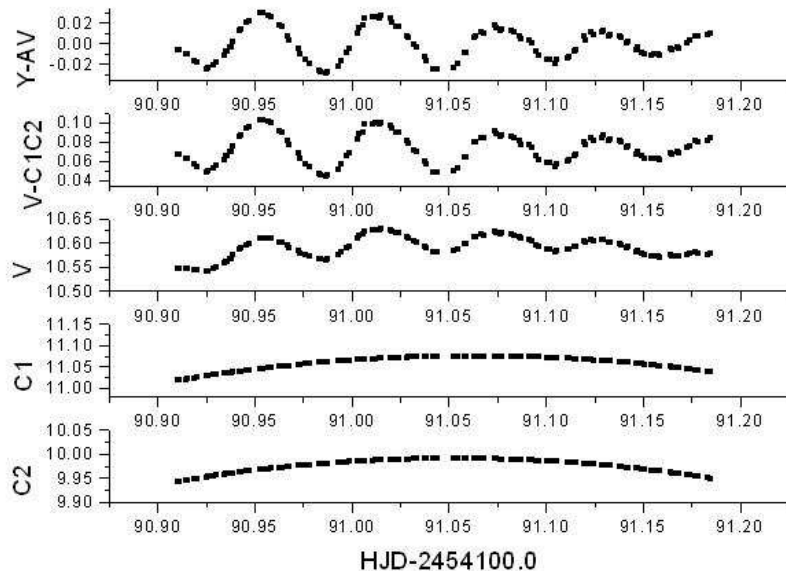


Figure 1: Y variation of the observed stars HD 115520, C1 and C2 on the night of March 30/31, 2007 . Y axis is V in magnitudes, X axis is time (time shown=HJD - 2454100.0)

mag in the frequency interval between 0 and 30 c/d with a step rate of 0.0150. Prewhitening of this frequency consecutively yielded the results shown in Figure 2. On the other hand, the ISWF package yielded the following frequencies (in c/d) listed in diminishing amplitudes (in parentheses, in mmag) 17.850 (13.877); 14.7786 (10.334); 17.4527 (6.415); 13.5217 (4.236) and 18.1831 (3.973).

As can be seen, the two previously determined main frequencies, although slightly numerically different are confirmed. In the 2006 season we obtained 18.82 and 14.63 c/d. Given the complex window function of observations on only two nights from only one observatory, we might consider them the same. On the other hand, when the whole dataset was utilized with a step rate of 0.00015, Period04 yielded peaks at 17.8373 and 14.7537 c/d, (see Figure 3 and Table 2). The rest of the frequencies might be disregarded because they do not significantly improve the residuals. Their peaks are indistinguishable from each other due to the aliasing caused by the window function. Therefore, we

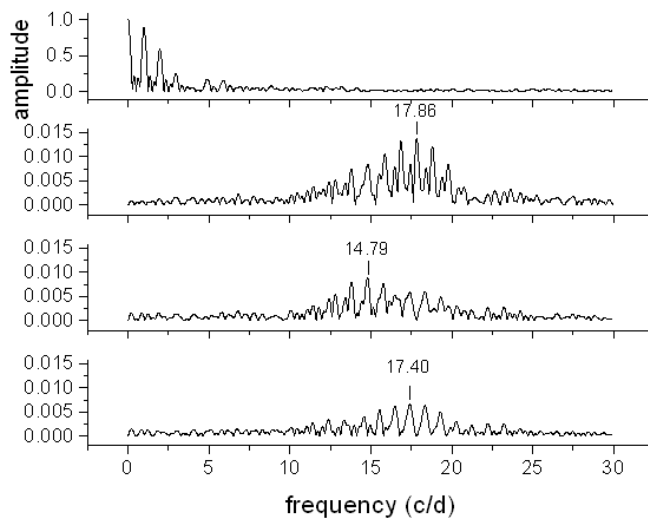


Figure 2: Periodograms of the four consecutively observed nights in 2007. From top to bottom, window, first frequency obtained at 17.86c/d, periodogram after whitening this with a resulting peak at 14.79c/d, and finally the whitened histogram of the two previously determined frequencies with a peak at 17.400c/d.

	Frequency (c/d)	Amplitude (mag)	Phase
F1	17.8375	0.0131	0.1028
F2	14.7537	0.0108	0.2612
F3	16.5121	0.0070	0.5646

will consider as definitive only the first two frequencies listed in Table 2. Figure 4 shows the light curves of the six observed nights.

Physical parameters

As it has been already described in Paper I, we carried out a well-known procedure to determine reddening as well as unreddened colors using the photometric mean $wby - \beta$ values reported in Table 3. Table 4 lists the reddening, the unreddened indexes, the absolute magnitude, and the distance. Its position on

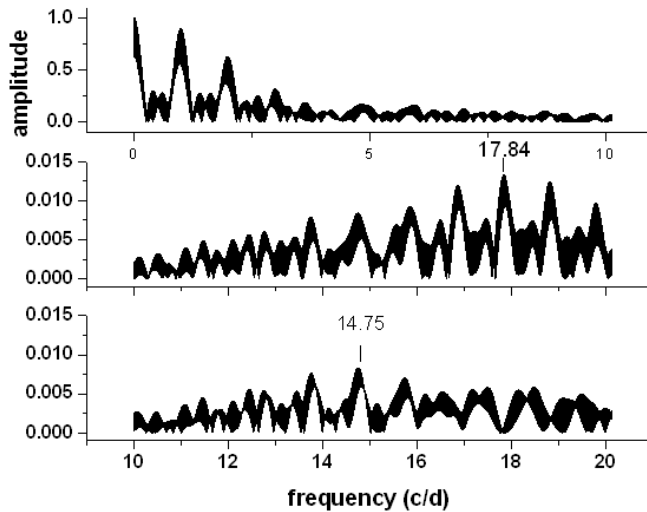


Figure 3: Periodograms of all the observed nights. From top to bottom, window, first frequency obtained at 17.8375c/d, periodogram after prewhitening this with a resulting peak at 14.7537c/d, and finally the prewhitened histogram of the two previously determined frequencies with a peak at 16.5121c/d.

the $[m_1] - [c_1]$ diagram established it to be an A8V star. Its temperature and log of surface gravity can be determined by locating HD 115520 in the $(b - y)_0$ vs. c_0 grids of Lester et al. (LGK86) (Figure 5); the values we determine are 7700 K and 4, respectively. As was stated in Paper I, we compared our results with those in a paper by Behr (2003) who found an effective temperature T_{eff} of 8199 (+449,-317), a log g 4.63 (+0.34,-0.23), an $[\text{Fe}/\text{H}]$ 0.62 (+-0.13) and a stellar type belonging to the main-sequence for this star. Although Behr (2003) has evaluated physical parameters for this star, and his numerical values coincide with ours, we feel that we have more data to determine the physical characteristics. Nevertheless, we have employed his reported metallicity of HD 115520 to discriminate between the models that explain the star's behavior.

The evolutionary status of HD 115520

The determination of the evolutionary stage of a field star requires precise estimates of its global parameters. In the case of HD 115520 the distance

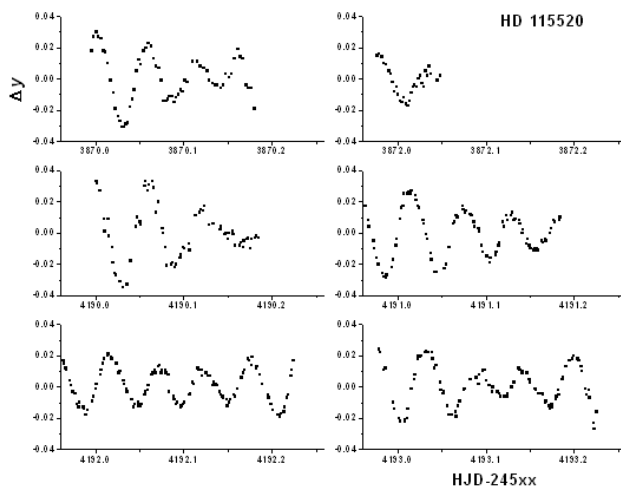


Figure 4: y variation of HD 115520 (dots). Y axis is y in magnitudes, X axis is time.

Table 3: Mean values of the $wby - \beta$ photometry of HD 115520 from the two seasons

	average	sigma	N
V (mag)	8.4305	0.0178	579
$(b - y)$ (mag)	0.1334	0.0070	584
m_1	0.1701	0.0051	580
c_1	0.8068	0.0139	584
β	2.8108	0.0133	67

as determined from Strömgen photometry is 140 pc which leads an M_V of 2.86 mag by using the calibrations of Shobbrook (1984). On the other hand, the distance value of 300 pc estimated from a parallax of 3.29 ± 0.97 mas provided by the Hipparcos catalogue (Perryman et al. 1997) yields an M_V of 1.02 mag which is quite different from the photometric one. This ambiguity can be explained by the uncertainties in the determination of each measured distance. The large relative error $(\sigma(\pi))/\pi \sim 0.30$ of the Hipparcos parallax for HD 115520 implies an $\sigma(M_V) > 0.5$ mag, whereas in the present paper the uncertainty in the apparent magnitude derived as explained in Peña & Sareyan

Table 4: Reddening and unreddened parameters of HD 115520

$E(b-y)$	$(b-y)_0$	m_0	c_0	V_0	M_v	DM	dst (pc)
0.000	0.135	0.170	0.807	8.43	2.68	5.75	141

(2006) from the standard deviation of 579 data points of the two seasons gives an $m_V = 8.4305 \pm 0.0178$ (see Table 3) and an $\sigma(M_V) < 0.1$ mag. Although this latter value does not include the uncertainty in M_V due to the photometric calibrations which can be as large as 0.3 mag for early type stars (e.g. Balona & Shobbrook 1984), we think that the photometric distance is more reliable than the trigonometric one because different photometric calibrations (Balona & Shobbrook (1984) and Nissen (1988)) lead to similar distance values for HD 115520. Furthermore, similar values of m_V for HD 115520 have already been reported in previous papers (Olsen 1983, Crawford & Perry 1989, Paper I). Therefore, we will use the photometrically determined distance to try to establish the evolutionary status of HD 115520.

Figure 6 shows the observed position of HD 115520 (asterisk) in the HR diagram and its associated uncertainty (cross upon the asterisk). PMS and post-MS evolutionary tracks giving a range of masses between 1.45-1.60 M_\odot for HD 115520 are shown with dotted and continuous lines respectively. These evolutionary sequences were computed by using the CESAM evolution code (Morel 1997) with an input physics appropriate to δ Scuti stars and a chemical initial composition of $Z = 0.013$ and $Y = 0.28$. Also shown are the theoretical pre-MS instability strip boundaries of the first three radial modes obtained by Marconi & Palla (1998).

According to the models depicted in Fig. 6 HD 115520 could either be in pre-MS stage with an age between 15-20 Myr or post-MS stage with an age between 500-700 Myr. In the former case, the age was estimated as the time spent by the star travelling from the birthline to the ZAMS in the HR diagram according to the isochrones given by Tout et al. (1999).

As shown by Suran et al. (2001) non-radial oscillation spectra in the low frequency domain can be used to discriminate between the pre- and post-MS stage. In the present case, however, this is seldom possible since the two detected peaks in HD 115520 are most likely due to radial oscillations. In fact, we have tried to reproduce the observed periods computing linear adiabatic pulsation models of HD 115520 for some selected pre- and post-MS models located within the error box in Figure 6, but no satisfactory fit between observed and theoretical frequencies was found. Therefore, more observational efforts are required to establish the true nature of this interesting object.

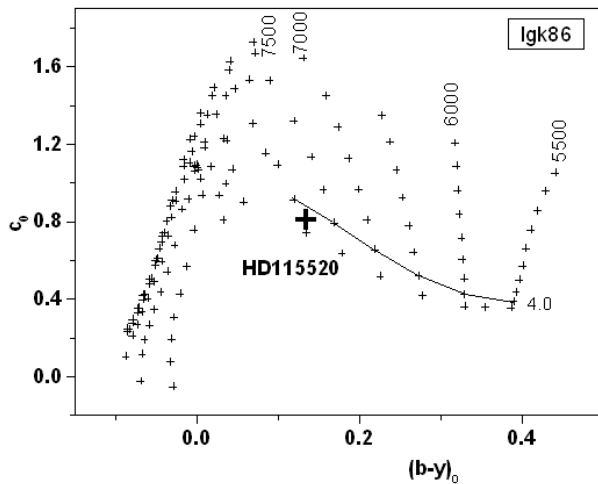


Figure 5: Location of the photometric data of HD 115520 in the grids of LGK86.

Conclusions

We have presented the analysis of new *wvby* photometric observations of δ Scuti star HD 115520 carried out during four nights in March and April, 2007 at the Observatorio Astronómico Nacional, México. These data were added to the previously observed two nights in 2006 resulting a total of 580 data points of *wvby* photometry which allowed us to search for the true nature of this δ Scuti variable. The two oscillations frequencies detected in 2006 have been confirmed in this season. We have found that both stages pre-MS and post-MS are possible to account for the observed luminosity and temperature of the star. We thus conclude that HD 115520 represents an good candidate for asteroseismological studies of young δ Scuti stars.

Acknowledgments. We would like thank the assistance of the staff of the OAN during the observations. This paper was partially supported by Papiit IN108106. GM and BV thank the OAN for allowing the use of the telescope time and to Dr. Jorge Sosa of IPN for the support. J. Miller and J. Orta did the proofreading and typing, respectively. This article has made use of the SIMBAD

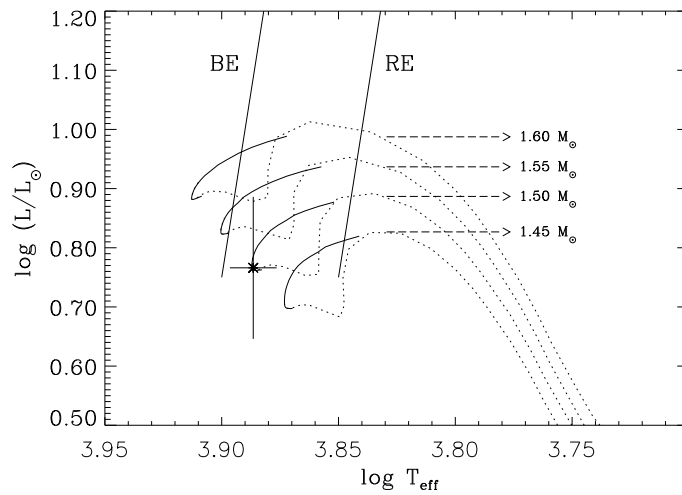


Figure 6: Position of HD 115520 in the HR diagram.

database operated at CDS, Strasbourg, France and ADS, NASA Astrophysics Data Systems hosted by Harvard-Smithsonian Center for Astrophysics.

References

- Alvarez, M., et al., 1998, *A&A* 340, 149
 Balona, L.A., & Shobbrook, R.R., 1984, *MNRAS* 211, 375
 Behr, B. B., 2003, *ApJS* 149, 101
 Breger, M., 1979, *PASP* 91, 5
 Lenz, P. & Breger, M., 2005, *CoAst* 146, 53
 Lester, J. B., Gray, R. O. & Kurucz, R. I., 1986, *ApJ* 61, 509
 Marconi, M., & Palla, F., 1998, *ApJ* 507, L141
 Morel, P., 1997, *A&AS* 124, 597
 Nissen, P., 1988, *A&A* 199, 146
 Peña, J. H., and Sareyan, J. P., 2006, *RevMexAA* 42, 179
 Peña, J. H., Sareyan, J. P., Cervantes Sodi, B. et al., 2007, *RevMexAA* 43, 217 (Paper I)
 Olsen, E. H., 1983, *A&AS* 54, 55
 Perryman, M.A.C, et al., 1997, *A&A* 323, L49
 Rodriguez, E. & Breger, M., 2001, *A&A* 366, 178
 Shobbrook, R. R., 1984, *MNRAS* 211, 659
 Suran, M., et al., 2001, *A&A* 372, 233

Tout, C.A, et al., 1999, MNRAS 310, 360