

International Journal of Geometric Methods in Modern Physics
 © World Scientific Publishing Company

The chiral and flavour projection of Dirac-Kähler fermions in the geometric discretization

STEVEN WATTERSON

*Department of Mathematics, Trinity College, Dublin 2, Ireland and
 Division of Pathway Medicine, University of Edinburgh Medical School, Chancellor's Building,
 49 Little France Crescent, Edinburgh, EH16 4SB, Scotland.
 watterss@maths.tcd.ie*

Received (Day Month Year)

Revised (Day Month Year)

It is shown that an exact chiral symmetry can be described for Dirac-Kähler fermions using the two complexes of the geometric discretization. This principle is extended to describe exact flavour projection and it is shown that this necessitates the introduction of a new operator and two new structures of complex. To describe simultaneous chiral and flavour projection, eight complexes are needed in all and it is shown that projection leaves a single flavour of chiral field on each.

Keywords: Lattice Quantum Field Theory; Differential and Algebraic Geometry; Topological Field Theories

Introduction

Differential geometry has proven to be highly valuable in extracting the geometric meaning of continuum vector theories. Of particular interest has been the Dirac-Kähler formulation of fermionic field theory [1], which uses the antisymmetry inherent in the product between differential forms to describe the Clifford algebra. In order to regularize calculations, we are required to introduce a discrete differential geometry scheme and it would be ideal if this had the same properties as the continuum and the correct continuum limit. However, defining such a scheme has proven to be very challenging.

The difficulties are usually exhibited by the Hodge star, which maps a form to its complement in the space, and the wedge product between forms. In a discretization, we would like the latter to allow the product rule to be satisfied and we would like both to be local.

Several discrete schemes have been proposed that address these difficulties with varying success. Becher and Joos [2,3] used a lattice to define operators with many desirable properties, but that were non-local. To resolve the non-locality, they introduced translation operators. Kanamori and Kawamoto [4,5] also used a lattice

2 *Steven Watterson*

and introduced a specific non-commutativity between the fields and discrete forms. This allowed the product rule to be fulfilled, but they found that it became necessary to introduce a second orientation of form in order for their action to remain Hermitian. Instead of a lattice, Balachandran *et al* [6,7] used a quantized phase space to regularize their system, leading to a fuzzy coordinate space [8,9].

In this paper, we shall build upon a proposal by Adams [10] in which he introduces two parallel lattices to maintain the locality of the Hodge star and uses a finite element scheme to capture the properties of the wedge product. This proposal describes a local, discrete differential geometry for an arbitrary topological space and its formal aspects have been thoroughly studied by de Beaucé, Samik Sen, Siddartha Sen and Czech [11,12,13,14]. However, here we want to focus on its application to the Dirac-Kähler formulation.

In lattice quantum chromodynamics (lattice QCD) calculations, it is common to see the staggered fermion formulation used to describe fermions [15,16]. This formulation addresses the problem of fermion doubling [17] by reducing the number of degenerate fermions to $2^{n/2}$ in n dimensional space-time. It is frequently used with the quarter-root trick [18,19,20] to provide a description of a single fermion on the lattice, although this approach has attracted some controversy [21,22]. The continuous Dirac-Kähler formulation is regarded as providing the continuum limit for the staggered fermion formulation and so a discrete Dirac-Kähler formulation with continuum properties can potentially offer great insight into how to develop non-degenerate, doubler-free fermionic field theories for the lattice.

In this paper, we show how the two lattices of Adams' proposal can be used to describe chiral symmetry in the associated Dirac-Kähler formulation. We also see how the idea of using more than one lattice can be extended to describe an exact flavour projection. We find that this necessitates the introduction of two new structures of lattice and a new operator. Finally, we evaluate the path integral for this formulation, considering the effects of chiral and flavour projection. This builds on our previous work [23,24,25].

Background: the Geometric Discretization

Our starting point is the *complex*, which is the space on which we define the discrete differential geometry. It comprises the points of the lattice, together with the links, faces, volumes and hyper-volumes between the points. Each point, link, face, volume or hyper-volume is an example of a *simplex* and each simplex has an accompanying cochain. We denote a cochain by the vertices of its corresponding simplex. For example, we write the cochain for the simplex between vertices A , B , C and D from Fig. 1 as $[ABCD]$. Each cochain is essentially a functional that acts upon a differential form of the same dimension as its simplex to give unity. For example, $[ABCD]$ is defined such that

$$\int_{ABCD} dx^1 \wedge dx^2 = I .$$

The cochains act as the discrete differential forms of the theory and a general field is a linear combination of cochains. On the square $ABCD$, we write a general field as

$$\begin{aligned}\tilde{\Phi} = & \tilde{\phi}([A])[A] + \tilde{\phi}([B])[B] + \tilde{\phi}([C])[C] + \tilde{\phi}([D])[D] \\ & + \tilde{\phi}([AB])[AB] + \tilde{\phi}([DC])[DC] + \tilde{\phi}([DA])[DA] + \tilde{\phi}([CB])[CB] \\ & + \tilde{\phi}([ABCD])[ABCD] .\end{aligned}$$

To define the wedge product between cochains, we must first introduce the Whitney map, which maps from the complex to the continuum, and the de Rham map, which maps the other way.

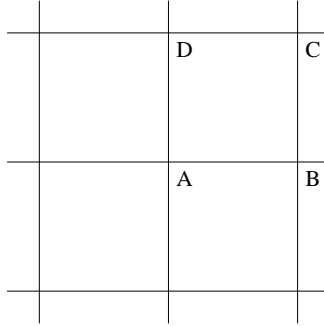


Fig. 1. The complex in two dimensions.

The Whitney map, W , replaces a cochain with a differential form of the same dimension as its accompanying simplex and introduces functions to interpolate in the regions between simplexes. For example, taking $ABCD$ to be a unit square with origin A , we introduce the interpolation functions

$$\begin{aligned}\mu_1(x) &= (1 - x_1) \text{ for } x_1 \in ABCD & \mu_1(x) &= 0 \text{ otherwise} \\ \mu_2(x) &= (1 - x_2) \text{ for } x_2 \in ABCD & \mu_2(x) &= 0 \text{ otherwise}\end{aligned}$$

where x is the coordinate vector and this allows us to write

$$\begin{aligned}W \left(\tilde{\phi}([A])[A] + \tilde{\phi}([B])[B] + \tilde{\phi}([C])[C] + \tilde{\phi}([D])[D] \right) &= \tilde{\phi}([A])\mu_1(x)\mu_2(x) \\ &+ \tilde{\phi}([B])(1 - \mu_1(x))\mu_2(x) + \tilde{\phi}([C])(1 - \mu_1(x))(1 - \mu_2(x)) \\ &+ \tilde{\phi}([D])\mu_1(x)(1 - \mu_2(x)) \\ W \left(\tilde{\phi}([DA])[DA] + \tilde{\phi}([CB])[CB] + \tilde{\phi}([DC])[DC] + \tilde{\phi}([AB])[AB] \right) &= \\ \tilde{\phi}([DA])\mu_1(x)dx^2 + \tilde{\phi}([CB])(1 - \mu_1(x))dx^2 + \tilde{\phi}([DC])(1 - \mu_2(x))dx^1 & \\ + \tilde{\phi}([AB])\mu_2(x)dx^1 & \\ W \left(\tilde{\phi}([ABCD])[ABCD] \right) &= \tilde{\phi}([ABCD])dx^1 \wedge dx^2.\end{aligned}$$

4 *Steven Watterson*

The De Rham map, R , discretizes a field by integrating over the simplexes whose dimension match that of the accompanying differential form. R also introduces a cochain of the appropriate dimension. Thus,

$$\begin{aligned}
 \tilde{\phi}([A]) &= \phi(x)|_{x=A} & \tilde{\phi}([B]) &= \phi(x)|_{x=B} \\
 \tilde{\phi}([C]) &= \phi(x)|_{x=C} & \tilde{\phi}([D]) &= \phi(x)|_{x=D} \\
 \tilde{\phi}([DC]) &= \int_{DC} \phi(x) dx^1 & \tilde{\phi}([AB]) &= \int_{AB} \phi(x) dx^1 \\
 \tilde{\phi}([DA]) &= \int_{DA} \phi(x) dx^2 & \tilde{\phi}([CB]) &= \int_{CB} \phi(x) dx^2 \\
 \tilde{\phi}([ABCD]) &= \int_{ABCD} \phi(x) dx^1 \wedge dx^2
 \end{aligned}$$

and

$$\begin{aligned}
 R[\phi(x, \emptyset)] &= \tilde{\phi}([A])[A] + \tilde{\phi}([B])[B] + \tilde{\phi}([C])[C] + \tilde{\phi}([D])[D] \\
 R[\phi(x, 1)dx^1] &= \tilde{\phi}([DC])[DC] + \tilde{\phi}([AB])[AB] \\
 R[\phi(x, 2)dx^2] &= \tilde{\phi}([DA])[DA] + \tilde{\phi}([CB])[CB] \\
 R[\phi(x, 12)dx^1 \wedge dx^2] &= \tilde{\phi}([ABCD])[ABCD] .
 \end{aligned}$$

The wedge product between two discrete fields, $\tilde{\wedge}$, now takes the form

$$\tilde{\Phi} \tilde{\wedge} \tilde{\Theta} = R \left(W(\tilde{\Phi}) \wedge W(\tilde{\Theta}) \right) \quad (1)$$

where \wedge is the wedge product of the continuum. We can take advantage of W and R to define the discrete exterior derivative as

$$D\tilde{\Phi} = R \left(dW(\tilde{\Phi}) \right),$$

where d is the exterior derivative from the continuum, $dx^\mu \wedge \partial_\mu$.

In the continuum, the Hodge star is defined to be

$$*dx^H = \epsilon_{H, CH} dx^{CH},$$

where we have written dx^H as shorthand for the product of forms $dx^{H_1} \wedge dx^{H_2} \wedge \dots \wedge dx^{H_h}$ and CH is the complement of H in the space. ϵ is the Levi-Civita tensor. The square of the Hodge star has the property

$$**dx^H = (-1)^{h(n-h)} dx^H, \quad (2)$$

where h is the dimension of the form and n the dimension of the space.

To define the Hodge star discretely requires the introduction of a second complex, known as the *dual*, in the same space as the first. The dual (shown in Fig. 2 for two dimensions) is aligned with the original complex so that the mid-points of complementary simplexes coincide. The Hodge star is defined so that it maps a cochain from one complex to a cochain from the other complex with an aligned simplex. This gives the square of the operator, acting on a general cochain $[G]$, the following local form: $**[G] = (-1)^{g(n-g)}[G]$, where g is dimension of the simplex and n the dimension of the space.

With the Hodge star in place, the adjoint derivative can be defined as

$$\delta[G] = (-1)^{ng+n+1} * D * [G]$$

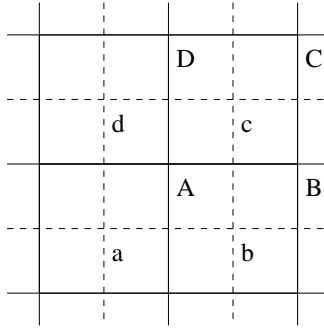


Fig. 2. The original complex (solid lines) and its dual (dashed lines) in two dimensions.

and the Laplacian can be written $(D - \delta)^2 = -D\delta - \delta D$, where $(D - \delta)$ is the Dirac-Kähler operator.

To define the inner product, we must introduce the barycentric subdivided complex [26]. The vertices of this complex are formed from the midpoints of the simplexes on either the original or dual complex (the result is the same, whichever we choose). These vertices are used in the construction of a new set of simplexes and a new Whitney map, denoted W^B , which interprets a cochain from either complex as a cochain on the barycentric subdivided complex and maps it to a product of differential forms and interpolating functions defined from the simplexes of the barycentric subdivided complex. The barycentric subdivided complex belonging to Fig. 2 is shown in Fig. 3.

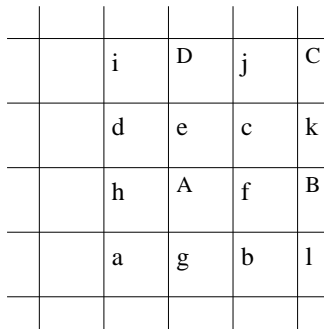


Fig. 3. The barycentric subdivided complex in two dimensions.

This allows the inner product of two discrete fields, $\tilde{\Phi}$ and $\tilde{\Omega}$, to be defined as

$$\langle \tilde{\Phi}, \tilde{\Omega} \rangle = \int W^B(\tilde{\Phi}) \wedge W^B(*\tilde{\Omega}) .$$

6 *Steven Watterson*

Background: the Dirac-Kähler Basis

In the Dirac-Kähler basis, the Clifford algebra is implemented with the Clifford product, \vee , acting on differential forms,

$$\{dx^\mu, dx^\nu\}_\vee = 2\delta^{\mu\nu} .$$

Formally, \vee is defined to be

$$\Phi(x) \vee \Theta(x) = \sum_{p \geq 0} \frac{(-1)^{\binom{p}{2}}}{p!} (\mathcal{A}^p e_{\mu_1 \lrcorner \dots \mu_p} \Phi(x)) \wedge (e^{\mu_1 \lrcorner \dots \mu_p} \Theta(x)) ,$$

where $\mathcal{A}^p = (-1)^p$. For a one-form, acting upon a general field

$$dx^\mu \vee \Phi(x) = (dx^\mu \wedge + e^\mu \lrcorner) \Phi(x) ,$$

where $e^\mu \lrcorner$ is the contraction operator $e^\mu \lrcorner dx^H = \epsilon_{\mu, H/\mu} dx^{H/\mu}$ and $\Phi(x)$ is the linear combination of forms

$$\Phi(x) = \phi(x, \emptyset) + \sum_{\mu} \phi(x, \mu) dx^\mu + \sum_{\mu < \nu} \phi(x, \mu\nu) dx^\mu \wedge dx^\nu + \dots .$$

The correspondence between the Dirac spinor, $\psi(x)$, and the Dirac-Kähler field, $\Phi(x)$, is established with

$$\Phi(x) = \sum_{ab} \psi(x)_a^{(b)} Z_{ab} ,$$

where Z is defined to be

$$Z = \sum_H (-1)^{\binom{h}{2}} \gamma_H^T dx^H$$

in Euclidean space-time. γ_H is shorthand for the product of the matrices $\gamma_{H_1} \gamma_{H_2} \dots \gamma_{H_h}$, where γ_i take the form

$$\gamma_j = i \begin{pmatrix} 0 & \sigma_j \\ -\sigma_j & 0 \end{pmatrix} \quad \gamma_4 = \begin{pmatrix} 0 & 1 \\ 1 & 0 \end{pmatrix}$$

and σ_j are the Pauli matrices.

The matrix Z is pivotal to this correspondence because it has the properties

$$dx^\mu \vee Z = \gamma_\mu^T Z \quad Z \vee dx^\mu = Z \gamma_\mu^T ,$$

which mean that

$$\begin{aligned} dx^\mu \vee \Phi(x) &= \sum_{ab} \psi_a^{(b)}(x) (\gamma_\mu^T Z)_{ab} \\ &= \sum_{ab} (\gamma_\mu \psi(x))_a^{(b)} Z_{ab} \end{aligned} \tag{3}$$

and

$$\begin{aligned} \Phi(x) \vee dx^\mu &= \sum_{ab} \psi_a^{(b)}(x) (Z \gamma_\mu^T)_{ab} \\ &= \sum_{ab} (\psi(x) \gamma_\mu)_a^{(b)} Z_{ab} . \end{aligned} \tag{4}$$

The components $\phi(x, H)$ and $\psi_a^{(b)}(x)$ are explicitly related by

$$\phi(x, H) = Tr \left(\gamma_H^\dagger \psi(x) \right) \quad \psi_a^{(b)} = \frac{1}{4} \sum_H \phi(x, H) \gamma_{ab}^H . \quad (5)$$

On the complex, we find that the fields do not exhibit the properties of Eqs. (3) and (4) exactly. If this were the case, we would find that, referring to Fig. 1,

$$\begin{aligned} ([DC] + [AB]) \tilde{\wedge} \left(\tilde{\phi}([AD])[AD] + \tilde{\phi}([CB])[CB] \right) \\ = \int_{ABCD} dx^1 dx^2 Tr (\gamma_2 \psi(x)) [ABCD] . \end{aligned} \quad (6)$$

However, in the right hand side of this expression, the integration is over a domain of different dimension to that of the combination of γ -matrices. Using the definition of the de Rham map and Eq. (5), we can see that no such field exists in the discretization, so, instead, the left hand side evaluates to

$$\begin{aligned} ([DC] + [AB]) \tilde{\wedge} \left(\tilde{\phi}([AD])[AD] + \tilde{\phi}([CB])[CB] \right) \\ = \frac{1}{2} \left(\tilde{\phi}([DA]) + \tilde{\phi}([CB]) \right) [ABCD] , \end{aligned} \quad (7)$$

which is a first order approximation to the right hand side of Eq. (6).

In the continuum, the columns of the four by four matrix, $\psi(x)$, each correspond to a separate flavour of field which can be isolated using the flavour projection $\mathbf{P}^{(b)}\psi(x) = \psi(x)P^{(b)}$, where

$$P^{(b)} = \frac{1}{4} (1 + i\alpha_b \gamma_1 \gamma_2) (1 + \beta_b \gamma_1 \gamma_2 \gamma_3 \gamma_4) \quad (8)$$

and

$$\begin{aligned} \alpha_b &= (-1, +1, -1, +1)^T \\ \beta_b &= (-1, -1, +1, +1)^T . \end{aligned}$$

However, because the properties of Eqs. (3) and (4) are only approximately captured on the complex, we cannot use the discrete counterparts to

$$P^{(b)} = \frac{1}{4} (1 + i\alpha_b dx^1 \wedge dx^2) \vee (1 + \beta_b dx^1 \wedge dx^2 \wedge dx^3 \wedge dx^4) \quad (9)$$

to facilitate flavour projection and $dx^1 \wedge dx^2 \wedge dx^3 \wedge dx^4$ to generate exact chiral symmetry.

However, we can take advantage of the relationship between the dual and the original complexes to implement an exact chiral symmetry, as we shall demonstrate in the next section. In subsequent sections, we introduce additional complexes to implement exact flavour projection.

Chiral Symmetry

It was shown by Rabin that, in the continuum, the chiral symmetry of Dirac-Kähler fields is related to the Hodge star [27]. Using equation (5), we can show that the substitution

$$\psi(x) \rightarrow \gamma_5 \psi(x)$$

8 *Steven Watterson*

is equivalent to the transformation

$$\Phi(x) \rightarrow - * \mathcal{B} \mathcal{A} \Phi(x) ,$$

where \mathcal{B} and \mathcal{A} are operators defined to be

$$\begin{aligned} \mathcal{B} dx^H &= (-1)^{\binom{h}{2}} dx^H \\ \mathcal{A} dx^H &= (-1)^h dx^H . \end{aligned}$$

On the complex, the discrete fields are obtained from the continuous fields. As such, there is the potential to use $*$ to describe chiral symmetry. However, we cannot use the formulation as it stands, because the fields associated with the simplexes from each complex are initially discretized by integrating over different domains. For example, referring to Fig. 2, $\tilde{\phi}([A])$ is obtained by sampling $Tr(\psi(x))$ at A and $\tilde{\phi}([abcd])$ is obtained by integrating $Tr(\gamma_4 \gamma_3 \gamma_2 \gamma_1 \psi(x))$ over $abcd$. In this case, $\tilde{\Phi} \rightarrow - * \mathcal{B} \mathcal{A} \tilde{\Phi}$ is not equivalent to $\psi(x) \rightarrow \gamma_5 \psi(x)$ because the domains do not agree. To attain this equivalence, we must modify the domain of integration used to initially discretize the fields on one of the complexes. Whilst the choice is arbitrary, we will chose to modify the fields on the dual.

We introduce a new de Rham map, R_0 , that is identical to R on the original complex, but that uses domains of integration on the dual that match simplices from the original complex. It is defined so that fields on the dual are discretized using domains of integration defined by the simplexes from the original complex related to the simplexes of the dual by their accompanying cochains and $*$. Formally, R_0 is defined to be

$$\begin{aligned} R_0[\phi(x, H) dx^H] &= \sum_H \int_H \phi(x, H) dx^H && \text{on the original complex} \\ R_0[\phi(x, H) dx^H] &= \sum_H \int_{\bar{*}H} \phi(x, H) dx^H && \text{on the dual complex.} \end{aligned}$$

Here, H is a simplex of the same space-time dimension as dx^H and $\bar{*}H$ maps a simplex from the dual to its counterpart on the original complex obtained as the simplex associated with the cochain $\rho_{H,CH} * [H]$. We continue to define the wedge product, Clifford product, exterior derivative and adjoint derivative using R . Only for the initial discretization of the fields do we propose to use R_0 .

With the fields discretized in this manner, we can generate an exact chiral symmetry with the operator $- * \mathcal{B} \mathcal{A}$ acting on $\tilde{\Phi}$ which has the property

$$\{- * \mathcal{B} \mathcal{A}, (D - \delta)\} = 0 .$$

To implement chiral projection, we deconstruct $*$ into $*_{od}$, which is the Hodge star mapping cochains from the original complex to the dual, and $*_{do}$ which is the Hodge star mapping cochains from the dual complex to the original. This allows us to write chiral projection as

$$P_{R/L} = \frac{1}{2} (1 \mp *_{do} \mathcal{B} \mathcal{A} \pm *_{od} \mathcal{B} \mathcal{A}) .$$

If we write $\hat{\tilde{\Phi}} = \tilde{\Phi}_o + \tilde{\Phi}_d$, where $\tilde{\Phi}_o$ and $\tilde{\Phi}_d$ are the discrete fields on the original and dual complexes, respectively, then $P_R \hat{\tilde{\Phi}}$ will project the right handed degrees

of freedom of $\hat{\Phi}$ onto the original complex and the left handed degrees of freedom onto the dual.

Flavour Symmetry

The Dirac-Kähler field enjoys global $SU(4)$ flavour symmetry in the continuum. However, as can be seen from Eq. (9), flavour projection only requires the subgroups generated by $dx^1 \wedge dx^2 \wedge dx^3 \wedge dx^4$ and $dx^1 \wedge dx^2$.

As we have seen, on the complex, the naïve implementation of these symmetries is only approximate. However, just as we were able to use the dual and original complexes to describe an exact chiral symmetry, we can use the dual and original complexes to describe the $dx^1 \wedge dx^2 \wedge dx^3 \wedge dx^4$ symmetry needed for flavour projection.

We write $\mathbf{P}^{(b)}$ as the product of two operators $\mathbf{P}_\alpha^{(b)}$ and $\mathbf{P}_\beta^{(b)}$ and $P^{(b)}$ as the product of the two projections $P_\beta^{(b)}$ and $P_\alpha^{(b)}$, such that

$$\begin{aligned} \mathbf{P}^{(b)}\Phi(x) &= \mathbf{P}_\beta^{(b)}\mathbf{P}_\alpha^{(b)}\Phi(x) \\ &= \Phi(x) \vee P^{(b)} \\ &= \Phi(x) \vee P_\alpha^{(b)} \vee P_\beta^{(b)} \end{aligned}$$

where

$$\begin{aligned} P_\beta^{(b)} &= \frac{1}{2} (1 + \beta_b dx^1 \wedge dx^2 \wedge dx^3 \wedge dx^4) \\ P_\alpha^{(b)} &= \frac{1}{2} (1 + i\alpha_b dx^1 \wedge dx^2), \end{aligned}$$

In the continuum, we can show that

$$\Phi(x) \vee (dx^1 \wedge dx^2 \wedge dx^3 \wedge dx^4) = *\mathcal{B}\Phi(x). \quad (10)$$

and we can use this to write $\mathbf{P}_\beta^{(b)}$ as

$$\mathbf{P}_\beta^{(b)}\hat{\Phi} = \frac{1}{2} (1 + \beta_b *_d\mathcal{B} - \beta_b *_o\mathcal{B})\hat{\Phi}. \quad (11)$$

Unfortunately, describing the symmetry generated by $dx^1 \wedge dx^2$ is more involved. When we apply $dx^1 \wedge dx^2 \wedge dx^3 \wedge dx^4$ to a general form, the form we obtain is complementary in all four dimensions to the original and this allows us to describe this process in terms of $*$. If we consider applying $dx^1 \wedge dx^2$ to a general form, the form we obtain is complementary in the $\{1, 2\}$ subspace, but equal to the original form in the $\{3, 4\}$ subspace. By analogy, we need an operator that maps a form to its complement in the $\{1, 2\}$ subspace, but not in the $\{3, 4\}$ subspace.

To this end we introduce \spadesuit , which, in the continuum, we define to be

$$\spadesuit dx^H = \rho_{H_{12}, C_{12}H_{12}} dx^{C_{12}H}.$$

Here, we have introduced H_{12} as the components of H belonging to the $\{1, 2\}$ subspace and C_{12} as the complementary operator in the $\{1, 2\}$ subspace. $C_{12}H$ is equal to H in the $\{3, 4\}$ subspace and complementary to H in the $\{1, 2\}$ subspace

10 *Steven Watterson*

and $C_{12}H_{12}$ is the complement of H_{12} in the $\{1, 2\}$ subspace. The square of \spadesuit has the property

$$\spadesuit\spadesuit dx^H = (-1)^{h_{12}(2-h_{12})} dx^H,$$

which is comparable to Eq. (2). With \spadesuit , we can show that

$$\Phi(x) \vee (dx^1 \wedge dx^2) = \spadesuit \mathcal{B}_{12} \Phi(x),$$

where $\mathcal{B}_{12} dx^H = (-1)^{\binom{h_{12}}{2}} dx^H$ and h_{12} is the number of components of H in the $\{1, 2\}$ subspace.

To describe \spadesuit in the discretization, we are required to introduce a new complex, just as Adams was required to introduce the dual to describe $*$. The new complex should align with the original complex so that simplexes that are complementary in the $\{1, 2\}$ subspace, but not the $\{3, 4\}$ subspace, share midpoints.

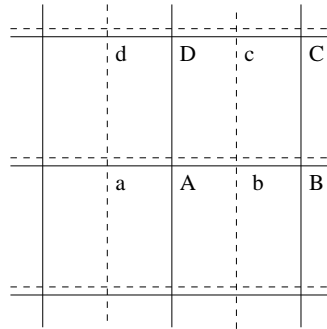


Fig. 4. The original complex (solid lines) and the analogue of the 12c (dashed lines, shown slightly offset), in two dimensions.

We christen the new complex the 12c (12-complement) complex. In order to help visualize the alignment of the 12c complex, in Fig. 4 we show its analogue in two dimensions. Here, the simplexes with coincident midpoints are complementary to each other in the 1 direction, but not the 2 direction and we would define the analogue of \spadesuit so that it maps between the following pairs of cochains from $ABCD$ and $abcd$:-

$$\begin{aligned} [A] &\leftrightarrow [ab] \\ [D] &\leftrightarrow [dc] \\ [c] &\leftrightarrow [DC] \\ [b] &\leftrightarrow [AB] \\ [DA] &\leftrightarrow [abcd] \\ [cb] &\leftrightarrow [ABCD]. \end{aligned}$$

It is worth mentioning that, in a two dimensional theory, we would not need to introduce this complex to isolate the flavours because the original and dual complexes would be sufficient. It is simply an analogue to the 12c complex.

In order to complete the description of flavour projection, we must go further and define a fourth complex. The term proportional to $(dx^1 \wedge dx^2) \vee (dx^1 \wedge dx^2 \wedge dx^3 \wedge dx^4)$ in Eq. (9) maps a form to its complement in the $\{1, 2\}$ subspace, before mapping the resulting form to its complement in all four dimensions. The end result is a form complementary to the original in the $\{3, 4\}$ subspace, but not in the $\{1, 2\}$ subspace. In the continuum, this can be described as a combination of \spadesuit and $*$, but to capture this map discretely requires us to introduce a fourth complex. The fourth complex is the dual of the 12c complex (or the 12-complement of the dual, it can be viewed either way) and we christen it the 12cd (12 complement's dual) complex. The two dimensional analogue of the 12cd complex, together with the original, dual and the analogue of the 12c complex, is shown in Fig. 5.

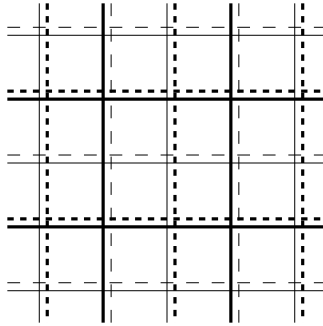


Fig. 5. The original complex (light, solid lines), the dual (bold, solid lines) and the analogues of the 12c (light, dashed lines, offset) and the 12cd (bold, dashed lines, offset), in two dimensions.

To enable flavour projection between these four complexes, we must ensure that the fields are initially discretized using compatible domains of integration. To this end, we extend the definition of R_0 so that the fields on all four complexes are initially discretized using domains of integration taken from the original complex. R_0 becomes

$$\begin{aligned}
 R_0[\phi(x, H)dx^H] &= \sum_H \int_H \phi(x, H)dx^H && \text{on the original complex} \\
 R_0[\phi(x, H)dx^H] &= \sum_H \int_{\bar{*}H} \phi(x, H)dx^H && \text{on the dual complex} \\
 R_0[\phi(x, H)dx^H] &= \sum_H \int_{\spadesuit H} \phi(x, H)dx^H && \text{on the 12c complex and} \\
 R_0[\phi(x, H)dx^H] &= \sum_H \int_{\bar{*}\spadesuit H} \phi(x, H)dx^H && \text{on the 12cd complex,}
 \end{aligned}$$

where $\bar{*}$ is defined as before and \spadesuit maps a simplex to its complement in the $\{1, 2\}$ subspace, but not the $\{3, 4\}$ subspace. Formally, $\spadesuit H$ generates the simplex associated with the cochain generated by $\rho_{H_{12}, \mathcal{C}_{12}H_{12}} \spadesuit[H]$.

12 *Steven Watterson*

We must also extend the definition of $\mathbf{P}_\beta^{(b)}$ from Eq. (11) to include the maps between the $12c$ and $12cd$ complexes. If we rewrite $\hat{\Phi}$ as

$$\hat{\Phi} = \tilde{\Phi}_o + \tilde{\Phi}_d + \tilde{\Phi}_e + \tilde{\Phi}_t ,$$

where $\tilde{\Phi}_e$ and $\tilde{\Phi}_t$ are the contributions from the $12c$ and $12cd$ complexes, respectively, $\mathbf{P}_\beta^{(b)}$ now takes the form

$$\mathbf{P}_\beta^{(b)} = \frac{1}{2} (1 + \beta_b *_{do} \mathcal{B} - \beta_b *_{od} \mathcal{B} + \beta_b *_{te} \mathcal{B} - \beta_b *_{et} \mathcal{B}) ,$$

where $*_{te}$ maps from the $12cd$ complex to the $12c$ complex and $*_{et}$ maps the other way.

To describe $\mathbf{P}_\alpha^{(b)}$, we similarly deconstruct \spadesuit into \spadesuit_{eo} which maps from the $12c$ complex to the original, \spadesuit_{oe} , which maps the other way, \spadesuit_{td} , which maps from the $12cd$ complex to the dual and \spadesuit_{dt} which maps the other way. This allows us to write $\mathbf{P}_\alpha^{(b)}$ as

$$\mathbf{P}_\alpha^{(b)} = \frac{1}{2} (1 + i\alpha_b \spadesuit_{eo} \mathcal{B}_{12} - i\alpha_b \spadesuit_{oe} \mathcal{B}_{12} + i\alpha_b \spadesuit_{td} \mathcal{B}_{12} - i\alpha_b \spadesuit_{dt} \mathcal{B}_{12})$$

and flavour projection can now be written as $\mathbf{P}^{(b)} \hat{\Phi} = \mathbf{P}_\beta^{(b)} \mathbf{P}_\alpha^{(b)} \hat{\Phi}$.

One of the properties of the geometric discretization is that the Dirac-Kähler operator maps the degrees of freedom from each complex in the same way. For example, referring to $ABCD$ and $abcd$ from Fig. 2, $(D - \delta)$ maps $\tilde{\phi}([ABCD])[ABCD]$ to $\frac{1}{2}\tilde{\phi}([ABCD])[DA]$ and this is matched by the behaviour of $(D - \delta)$ on the dual which maps $\tilde{\phi}([c])[c]$ to $\frac{1}{2}\tilde{\phi}([c])[dc]$. Consequently, the cancellation properties of $\tilde{\phi}([ABCD])$ and $\tilde{\phi}([c])$ will be equally valid before and after the application of $(D - \delta)$, so we have

$$[\mathbf{P}^{(b)}, (D - \delta)] \hat{\Phi} = 0 .$$

To illustrate $\mathbf{P}^{(b)}$, we shall consider the effect of $\mathbf{P}^{(1)}$ on $\hat{\Phi}$. In particular, we will consider $\mathbf{P}^{(1)}$ in stages, so first we apply $\mathbf{P}_\alpha^{(1)}$ to $\hat{\Phi}$. This leaves the degrees of freedom belonging to the first and third columns of ψ on the ordinary and dual complexes and the degrees of freedom belonging to the second and fourth columns of ψ on the $12c$ and $12cd$ complexes. If we now apply $\mathbf{P}_\beta^{(1)}$ to this system, it will project between the original and dual complexes to leave the degrees of freedom belonging to the first column of ψ on the original complex and the degrees of freedom belonging to the third column of ψ on the dual complex. Between the $12c$ and $12cd$ complexes, $\mathbf{P}_\beta^{(1)}$ will leave the degrees of freedom belonging to the second column of ψ on the $12c$ complex and the degrees of freedom belonging to the fourth column of ψ on the $12cd$ complex.

Simultaneous Chiral and Flavour Projection

In the previous two sections, we showed that it was possible to implement exact chiral symmetry using the original and dual complexes and flavour projection using the original, dual, $12c$ and $12cd$ complexes. However, because both projections use the original and the dual complexes in different ways, we cannot implement chiral and flavour projection simultaneously using the formulation as it stands.

To illustrate this point, we consider $\mathbf{P}^{(1)}P_R\hat{\Phi}$, which we write as $\mathbf{P}_\beta^{(1)}\mathbf{P}_\alpha^{(1)}P_R\hat{\Phi}$. For the four complexes, $P_{R/L}$ becomes

$$P_{R/L} = \frac{1}{2}(1 \mp *_{do}\mathcal{B}\mathcal{A} \pm *_{od}\mathcal{B}\mathcal{A} \mp *_{te}\mathcal{B}\mathcal{A} \pm *_{et}\mathcal{B}\mathcal{A}).$$

$P_R\hat{\Phi}$ leaves the degrees of freedom belonging to the upper components of ψ on the original and $12c$ complexes and the degrees of freedom belonging to the lower components of ψ on the dual and $12cd$ complexes. To this, we apply $\mathbf{P}_\alpha^{(1)}$, which projects between the original and $12c$ complexes to leave the degrees of freedom belonging to the upper components of the first and third columns of ψ on the original complex and the degrees of freedom belonging to the upper components of the second and fourth columns of ψ on the $12c$ complex. $\mathbf{P}_\alpha^{(1)}$ also projects between the dual and $12cd$ complexes to leave the degrees of freedom belonging to the lower components of the first and third columns on the dual complex and the degrees of freedom belonging to the lower components of the second and fourth columns of ψ on the $12cd$ complex. If we now consider applying $\mathbf{P}_\beta^{(1)}$ to this system, we see that $\mathbf{P}_\beta^{(1)}$ projects between the original and dual complexes to leave the degrees of freedom belonging to both the upper and lower components of the first and third columns on both complexes. It also projects between the $12c$ and $12cd$ complexes to leave the degrees of freedom belonging to both the upper and lower components of the second and fourth columns on both complexes.

Because $\mathbf{P}_\beta^{(b)}$ and $P_{R/L}$ both map between the original and dual complexes and the $12c$ and $12cd$ complexes in different ways, we cannot use these definitions for $\mathbf{P}^{(b)}$ and $P_{R/L}$ to isolate non-degenerate, chiral Dirac-Kähler fermions.

However, we can overcome this difficulty, by introducing a second set of complexes that are duplicates of the existing four. By introducing a second set, we can redefine the chiral projection, so that it maps between complexes from different sets, whilst continuing to define the flavour projection so that it maps between complexes from the same set. This arrangement allows us to use $P_{R/L}$ to place only the degrees of freedom belonging to the right handed components of ψ on one set of complexes and the degrees of freedom belonging to the left handed components of ψ on the other. The flavour projection within each set will now no longer mix different chiralities of field.

To formally define this system, we label the first set of complexes A and the duplicate set B . We write the Hodge star operator in the form $*_{ab}^{XY}$, where XY labels the sets from which and to which the Hodge star maps and ab label the

14 *Steven Watterson*

complexes from which and to which it maps, respectively. Because \spadesuit only maps between complexes of one set, it is unnecessary to modify its notation.

The chiral projection operator now takes the form

$$P_{R/L} = \frac{1}{2} \left(1 \mp *_{do}^{BA} \mathcal{B}\mathcal{A} \mp *_{od}^{BA} \mathcal{B}\mathcal{A} \mp *_{et}^{BA} \mathcal{B}\mathcal{A} \mp *_{te}^{BA} \mathcal{B}\mathcal{A} \right. \\ \left. \pm *_{do}^{AB} \mathcal{B}\mathcal{A} \pm *_{od}^{AB} \mathcal{B}\mathcal{A} \pm *_{et}^{AB} \mathcal{B}\mathcal{A} \pm *_{te}^{AB} \mathcal{B}\mathcal{A} \right)$$

and we write $\hat{\Phi} = \tilde{\Phi}_o^A + \tilde{\Phi}_d^A + \tilde{\Phi}_e^A + \tilde{\Phi}_t^A + \tilde{\Phi}_o^B + \tilde{\Phi}_d^B + \tilde{\Phi}_e^B + \tilde{\Phi}_t^B$. $P_R \hat{\Phi}$ places the degrees of freedom belonging to the right handed components of ψ on the complexes of set A and the degrees of freedom belonging to the left handed components of ψ on the complexes of set B .

The flavour projection operator is now $\mathbf{P}^{(b)} = \mathbf{P}_\beta^{(b)} \mathbf{P}_\alpha^{(b)}$, where

$$\mathbf{P}_\beta^{(b)} = \frac{1}{2} \left(1 + \beta_b *_{do}^{AA} \mathcal{B} - \beta_b *_{od}^{AA} \mathcal{B} + \beta_b *_{te}^{AA} \mathcal{B} - \beta_b *_{et}^{AA} \mathcal{B} \right. \\ \left. + \beta_b *_{do}^{BB} \mathcal{B} - \beta_b *_{od}^{BB} \mathcal{B} + \beta_b *_{te}^{BB} \mathcal{B} - \beta_b *_{et}^{BB} \mathcal{B} \right) \\ \mathbf{P}_\alpha^{(b)} = \frac{1}{2} \left(1 + i\alpha_b \spadesuit_{eo} \mathcal{B}_{12} - i\alpha_b \spadesuit_{oe} \mathcal{B}_{12} + i\alpha_b \spadesuit_{td} \mathcal{B}_{12} - i\alpha_b \spadesuit_{dt} \mathcal{B}_{12} \right).$$

As before, we describe the application of $\mathbf{P}^{(1)} = \mathbf{P}_\beta^{(1)} \mathbf{P}_\alpha^{(1)}$ to $P_R \hat{\Phi}$ in stages. $\mathbf{P}_\alpha^{(1)} P_R \hat{\Phi}$ leaves the degrees of freedom belonging to the upper components of the first and third columns of ψ on the original and dual complexes of set A and the lower components of the first and third columns on the original and dual complexes of set B . It also leaves the degrees of freedom belonging to the upper components of the second and fourth columns of ψ on the $12c$ and $12cd$ complexes of set A and the lower components of the second and fourth columns of ψ on the $12c$ and $12cd$ complexes of set B .

Applying $\mathbf{P}_\beta^{(1)}$ to this system will leave the degrees of freedom belonging to the upper components of the first column of ψ on the original complex of set A and the lower components of the first column of ψ on the original complex of set B . It will also leave the degrees of freedom belonging to the upper components of the third column of ψ on the dual complex of set A and the lower components of the third column of ψ on the dual complex of set B . Similarly, it will leave the degrees of freedom belonging to the upper components of the second column of ψ on the $12c$ complex of set A and the lower components of the second column of ψ on the $12c$ complex of set B . Lastly, it will also leave the degrees of freedom belonging to the upper components of the fourth column of ψ on the $12cd$ complex of set A and the lower components of the fourth column of ψ on the $12cd$ complex of set B .

Using these definitions, $\mathbf{P}^{(b)}$ and $P_{R/L}$ can now be used to isolate a non-degenerate, chiral Dirac-Kähler fermion on each complex.

Path Integral Formulation

The flavour and chiral projections have important consequences for the path integral. If we initially consider only flavour projection, the action must include contri-

contributions from all four complexes.

$$S = S_o + S_d + S_{12c} + S_{12cd} ,$$

where, on each complex, we have

$$S_i = \langle \tilde{\Phi}_i, (D - \delta)\tilde{\Phi}_i \rangle .$$

ψ contributes different degrees of freedom to the fields on each complex whose cochains are related by \spadesuit and $*$, so we can write the path integral as the product of four path integrals

$$Z = \prod_{i=\text{orig,dual,12c,12cd}} \left(\int [d\tilde{\Phi}_i][d\tilde{\Phi}_i] e^{-S_i(\tilde{\Phi}_i, \tilde{\Phi}_i)} \right)^{L_0} ,$$

where L_0 is an as yet undefined constant.

Because each complex lies in a separate space, we can evaluate each contribution separately and, on each complex, we have the standard result

$$\int [d\tilde{\Phi}_i][d\tilde{\Phi}_i] \left(e^{-\langle \tilde{\Phi}_i, (D-\delta)\tilde{\Phi}_i \rangle} \right)^{L_0} = \det [(D - \delta)]^{L_0} ,$$

where $(D - \delta)$ is defined as a matrix operator. Consequently, the full path integral takes the form

$$Z = [\det (D - \delta)]^{4L_0}$$

and for this to have the correct continuum limit, we require that $L_0 = \frac{1}{4}$. Interestingly, this means that the form of the path integral on each complex, prior to flavour projection, is

$$\int [d\tilde{\Phi}_i][d\tilde{\Phi}_i] \left(e^{-\langle \tilde{\Phi}_i, (D-\delta)\tilde{\Phi}_i \rangle} \right)^{\frac{1}{4}} ,$$

which is exactly equivalent to that used in the quarter-root trick of lattice QCD [18,19,20,21,22].

Applying flavour projection to this system changes the relationship between $\tilde{\Phi}$ and ψ so that $\tilde{\Phi}_i$ and $\tilde{\Phi}_i$ each describe the degrees of freedom belonging to one column of $\bar{\psi}$ and ψ , respectively. This applies to the measures of integration as well as the fields in the action. One consequence of this projection is that several fields on each complex come to share the same structure in terms of Tr , γ_i and ψ . For example, after flavour projection, referring to Fig. 1,

$$\tilde{\phi}_o([A]) = \psi(x)_1^{(1)}|_{x=A}, \quad \tilde{\phi}_o([ABCD]) = - \int_{ABCD} dx^1 \wedge dx^2 \psi(x)_1^{(1)} .$$

However, because these fields are integrated over different domains, they are independent and the path integral is evaluated in the same way to give $Z = \det(D - \delta)$.

If we now extend the path integral so that the action permits chiral projection, we must include the contribution from both sets of complexes. The action becomes

$$S = S_o^A + S_d^A + S_{12c}^A + S_{12cd}^A + S_o^B + S_d^B + S_{12c}^B + S_{12cd}^B$$

16 *Steven Watterson*

and, prior to flavour projection, we can evaluate the path integral separately on each complex to obtain

$$Z = [\det(D - \delta)]^{8L_0},$$

which requires us to set $L_0 = \frac{1}{8}$, in order to obtain the correct continuum limit. Applying both chiral and flavour projection to this system, as in the previous section, changes the relationship between $\tilde{\Phi}$ and ψ so that the path integral comes to be a product of four, single flavour, right-handed path integrals and four, single flavour, left-handed path integrals. As in the previous case, fields sharing a similar structure of Tr , γ_i and ψ are independent because their domains of integration differ. However, because the components of $\hat{\Phi}$ on each complex can be unambiguously described as left or right handed, the chiral projection sends half the components to zero. Consequently, the effective dimension of $(D - \delta)$ is halved on each complex.

Conclusion

Here we have shown that it is possible to describe exact chiral symmetry for Dirac-Kähler fermions using the two complexes of the geometric discretization. We have extended this idea to describe exact flavour projection and we have shown that this necessitated the introduction of two new structures of complex as well as a new operator. To describe simultaneous chiral and flavour projection, we introduced a duplicate set of complexes and we were required to carefully define chiral projection so that it operates between sets and flavour projection so that it operates within sets. This allowed us to project a single flavour of chiral field onto each complex.

We have observed that evaluating the path integral on each of the four complexes, prior to flavour projection and without the provision for simultaneous chiral projection, leads to a form equivalent to that used in the quarter-root trick of lattice QCD.

References

- [1] E. Kahler, Der innere differentialkalkul, *Rend. Mat. Ser. V* **21** (1962), 425
- [2] P Becher and H Joos, The Dirac-Kahler equation and fermions on the lattice, *Z. Phys. C* **15** (1982), 343
- [3] P Becher and H Joos, On the geometric lattice approximation to a realistic model of QCD, *Lett. Nuovo Cim.* **38** (1983), 293
- [4] I Kanamori and N Kawamoto, Dirac-Kahler fermion from Clifford product with non-commutative differential form on a lattice, *Int. J. Mod. Phys. A* **19** (2004), 695, arXiv:hep-th/0305094
- [5] I Kanamori and N Kawamoto, Dirac-Kahler fermion with non-commutative differential forms on a lattice, *Nucl. Phys. Proc. Suppl.* **129** (2004), 877, arXiv:hep-lat/0309120
- [6] A P Balachandran and S Vaidya, Instantons and chiral anomaly in fuzzy physics, *Int. J. Mod. Phys. A* **16** (2001), 17, arXiv:hep-th/9910129
- [7] B Ydri, Fuzzy physics, Ph.D. Thesis (2001), arXiv:hep-th/0110006

- [8] D O'Connor and B Ydri, Monte Carlo simulation of a NC gauge theory on the fuzzy sphere, *J. High Energy Phys.* **0611** (2006), 016, arXiv:hep-lat/0606013
- [9] X Martin, A matrix phase for the ϕ^4 scalar field on the fuzzy field, *J. High Energy Phys.* **0404** (2004), 077, arXiv:hep-th/0402230
- [10] D H Adams, R torsion and linking numbers from simplicial Abelian gauge theories, arXiv:hep-th/9612009
- [11] V de Beaucé and S Sen, Discretising differential geometry via a new product on the space of chains, arXiv:hep-th/0610065
- [12] V de Beaucé, Towards an algebraic approach to the discretization of fermions, *PoS LAT2005* **276** (2006), arXiv:hep-lat/0510028
- [13] V de Beaucé and S Sen, Discretizing geometry and preserving topology 1, arXiv:hep-th/0403206
- [14] B Czech, Trace anomaly in geometric discretization, arXiv:hep-th/0701263
- [15] J Kogut and L Susskind, Hamiltonian formulation of Wilson's lattice gauge theories, *Phys. Rev. D* **11** (1975), 395
- [16] T Banks, L Susskind and J Kogut, Strong coupling calculations of lattice gauge theories: (1+1)-dimensional exercises, *Phys. Rev. D* **13** (1976), 1043
- [17] H Rothe, Lattice Gauge Theories: An Introduction (World Sci. Lect. Notes Phys. **74** (2005), 1
- [18] C T H Davies *et al*, High precision lattice QCD confronts experiment, *Phys. Rev. Lett.* **92** (2004), 022001, arXiv:hep-lat/0304004
- [19] C Aubin *et al*, Light pseudoscalar decay constants, quark masses, and low energy constants from three-flavor lattice QCD, *Phys. Rev. D* **70** (2004), 114501, arXiv:hep-lat/0407028
- [20] D H Adams, On the fourth root prescription for dynamical staggered fermions, *Phys. Rev. D* **72** (2005), 114512, arXiv:hep-lat/0411030
- [21] B Bunk, M Della Morte, K Jansen and F Knechtli, Locality with staggered fermions, *Nucl. Phys. B* **697** (2004), 343, arXiv:hep-lat/0403022
- [22] F Maresca and M Peardon, A path-integral representation of the free one-flavor staggered-fermion determinant, (2004), arXiv:hep-lat/0411029
- [23] S Watterson, A formulation of discrete differential geometry applied to fermionic lattice field theory and its implications for chiral symmetry, Ph.D. Thesis (2007)
- [24] S Watterson, The flavour projection of staggered fermions and the quarter-root trick, *J. High Energy Phys.* **0706** (2007), 048, arXiv:0706.2090 [hep-lat]
- [25] S Watterson and J Sexton, Distributing the chiral and flavour components of Dirac-Kähler fermions across multiple lattices, *PoS LAT2005* **277** (2006), arXiv:hep-lat/0510052
- [26] S Sen, S Sen, J C Sexton and D H Adams, A geometric discretization scheme applied to the Abelian Chern-Simons theory, *Phys. Rev. E* **61** (2000), 3174, arXiv:hep-th/0001030
- [27] J M Rabin, Homology theory of lattice fermion doubling, *Nucl. Phys. B* **201** (1982), 315