

# Addendum: "On the nature of the phase transition in the itinerant helimagnet MnSi", arXiv:cond-mat/0702460v1 [cond-mat.str-el]

S. M. Stishov,<sup>1,\*</sup> A.E. Petrova,<sup>1</sup> S. Khasanov,<sup>2</sup> G. Kh. Panova,<sup>3</sup>  
A.A.Shikov,<sup>3</sup> J. C. Lashley,<sup>4</sup> D. Wu,<sup>5</sup> and T. A. Lograsso<sup>5</sup>

<sup>1</sup>*Institute for High Pressure Physics, Troitsk, Moscow Region, Russia*  
<sup>2</sup>*Institute of Solid State Physics, Chernogolovka, Moscow Region, Russia*  
<sup>3</sup>*Russian Research Center Kurchatov Institute, Moscow, Russia*  
<sup>4</sup>*Los Alamos National Laboratory, Los Alamos, 87545 NM, USA*  
<sup>5</sup>*Ames Laboratory, Iowa State University, Ames, IA 50011, USA*  
(Dated: November 7, 2018)

New high resolution data for heat capacity, heat capacity under applied magnetic fields and resistivity of high quality single crystal of MnSi are reported. Striking mirror symmetry between temperature derivative of resistivity and thermal expansion coefficient of MnSi is displayed. Close similarity between variation of the heat capacity and the temperature derivative of resistivity through the phase transition is observed. It is shown that the heat capacity and thermal expansion coefficient of the helical phase are not influenced by moderate magnetic field.

As a continuation of our effort in studying the magnetic phase transition in MnSi we carried out new measurements of heat capacity and electrical resistivity of high quality single crystal of MnSi with increased resolution and accuracy. The samples were cut by the spark erosion from the same piece of MnSi single crystal used earlier [1]. Improved results were obtained due to increased mass of the sample, smaller temperature steps (heat capacity), and the optimized sample dimensions and the better temperature control (resistivity).

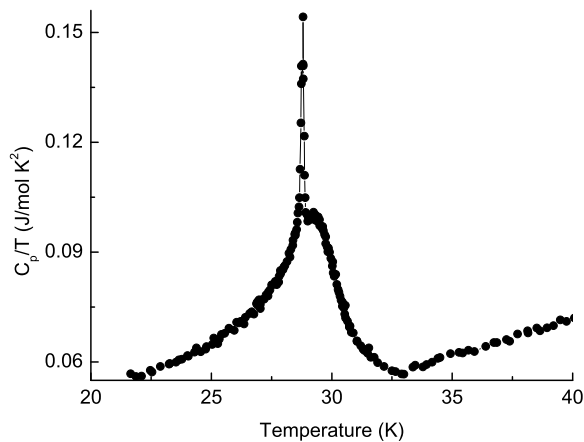


FIG. 1: Temperature dependence of heat capacity divided by temperature near the phase transition in MnSi

New data on heat capacity and resistivity of MnSi are displayed in Fig. 1, 2 a, 3 a. Like before the heat capacity peak at the phase transition reveals a complicated structure with sharp and broad component but the sharp component appears to be much more prominent than it was observed earlier. The resistivity curve (Fig. 2 a) clearly shows a small quasi discontinuity at about 28.9

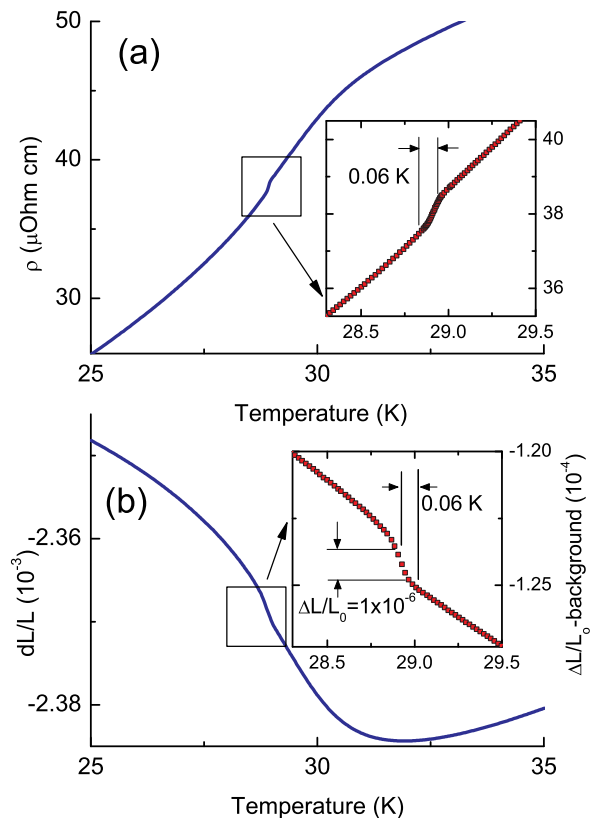


FIG. 2: Variations of resistivity (a) and the relative length (b) of the sample of MnSi with temperature. Quasi discontinuities at the transition point are shown in the insets. For better view a background contribution was subtracted from the original data in the inset of Fig. 2 b. The width of the transition is compatible with the temperature resolution of the experiment. The linear thermal expansion is calculated by integrating the thermal expansion coefficient (Fig. 3)

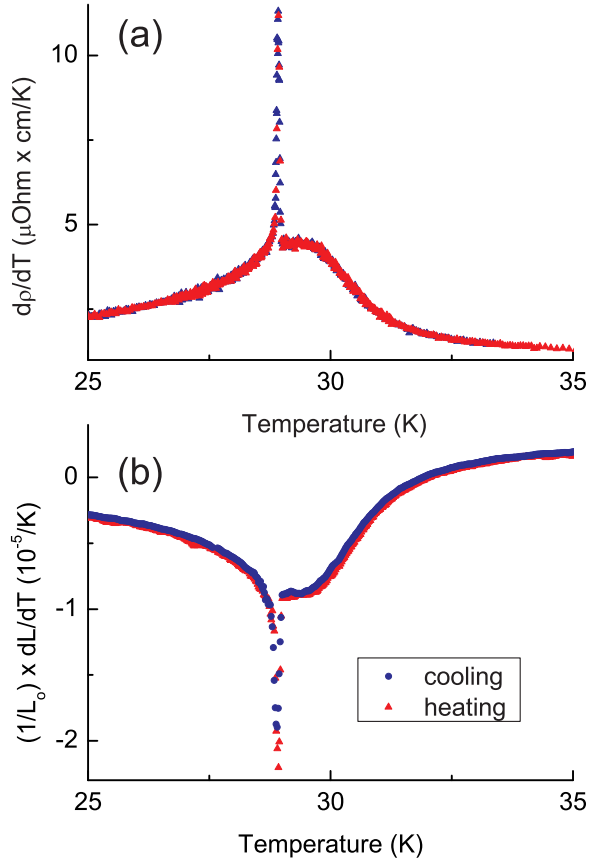


FIG. 3: Dependence of temperature coefficient of resistivity (a) and linear thermal expansion coefficient (b) of MnSi on temperature in the vicinity of the phase transition

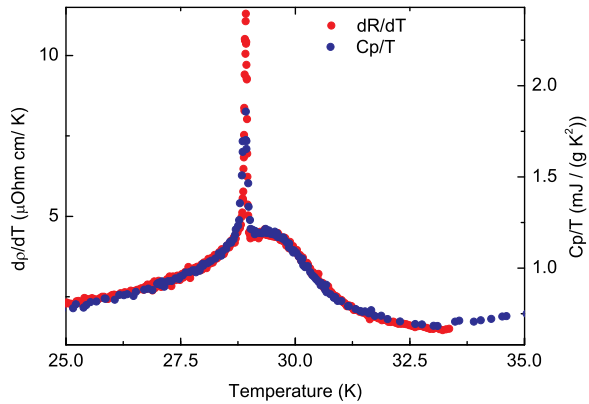


FIG. 4: Similarity between the temperature derivatives of resistivity and the heat capacity curves in the phase transition region. The curves were reduced by the linear transformation

K. The corresponding temperature derivative of resistivity  $d\rho/dT$  (Fig. 3 a) can be interpreted as a slightly

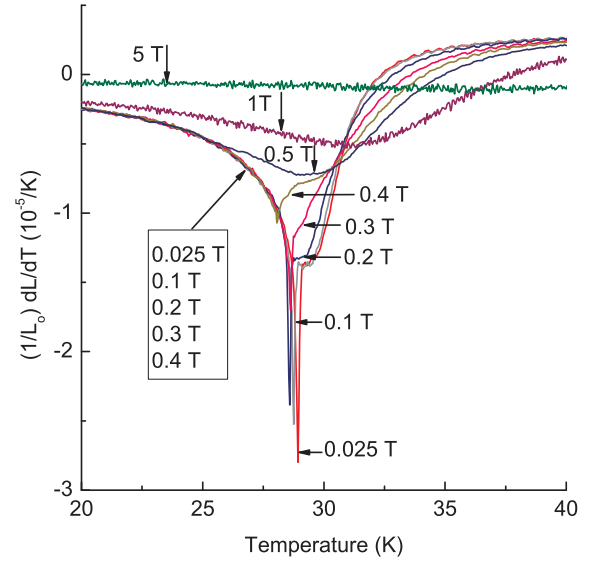


FIG. 5: Linear thermal expansion coefficient of MnSi near the phase transition in magnetic fields ( $H \parallel [110]$ ). It is seen that moderate magnetic fields up to 0.4T do not influence thermal expansion of the helical phase

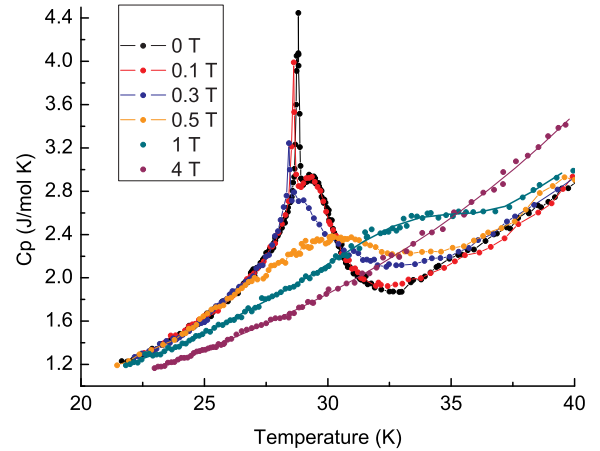


FIG. 6: Heat capacity of MnSi in magnetic fields ( $H \parallel [100]$ ). Note that moderate magnetic fields do not affect much heat capacity of the helical phase.

broadened delta function developing within the continuous anomaly, like it was pointed out before in respect to the thermal expansion coefficient [1]. Surprising mirror symmetry between the temperature derivatives of resistivity and the thermal expansion coefficient is illustrated in Fig. 3. This obviously indicates spin fluctuations as a dominant factor defining thermodynamic and transport properties of MnSi in the vicinity of the phase transition.

This statement is further supported by almost perfect similarity between the temperature derivatives of resistivity and the heat capacity curves in the phase transition region (Fig. 4) ( in this connection see [2, 3, 4]).

A new aspect of influence of magnetic fields at the thermal expansion coefficient is shown in Fig. 5. As is seen in Fig. 5, moderate magnetic fields, though do not change nature the phase transition, strongly influence thermal expansion of the paramagnetic phase. At the same time thermal expansion of the helical phase does not experience even a slight change at least up to 0.4 T. The same situation can be also seen in the heat capacity response to moderate magnetic fields (Fig. 6). This implies a significant stiffness of the helical spin structure or in the other words a lack of extensive paramagnetic fluctuations in MnSi even at the transition point. This situation most

probably signifies a finite value of the order parameter at the phase transition point, therefore indicating first order phase transition.

- 
- \* Electronic address: sergei@hppi.troitsk.ru
- [1] S. M. Stishov, A.E. Petrova, S. Khasanov, G. Kh. Panova, A.A.Shikov, J. C. Lashley, D. Wu, and T. A. Lograsso , arXiv:cond-mat/0702460v1 [cond-mat.str-el]
  - [2] V.M. Nabutovskii, A.Z. Patashinskii, Fizika Tverdogo Tela, **10**, 3121 (1968)
  - [3] M.E. Fisher and J.S. Langer, Phys.Rev.Lett. 20, 665 (1968)
  - [4] T.G. Richard and D.J.W. Geldart, Phys.Rev.Lett. 30, 290 (1973)