

Herwig++

Martyn Gigg and Peter Richardson

*Institute of Particle Physics Phenomenology, Department of Physics, University of Durham, Durham,
DH1 3LE, U.K..*



We describe the recent development of the Herwig++ event generator.

Keywords: Hadron Colliders, Monte Carlo Simulations

1 Introduction

Monte Carlo event generators have become an essential part of all experimental analyses in particle physics. While it has been possible to extend and improve the existing HERWIG¹ program over many years making further improvements is increasingly difficult. In order to include our improved understanding of the physics and recent theoretical developments a programme is therefore underway to produce a new simulation in C++, Herwig++^{2,3}, based on the same physics philosophy and models. This is part of a wider program within the Monte Carlo community to produce a new generation of simulations for the LHC.⁴

We will present the recent physics developments in the Herwig++ simulation, concentrating on improvements to the simulation of QCD radiation and new physics, and plans for further improvements.

2 Simulation of QCD Radiation

The main change between the HERWIG and Herwig++ programs is in the simulation of perturbative QCD radiation. While both programs use an angular-ordered parton shower designed to treat soft-gluon interference effects the algorithm in Herwig++^{2,5} has a number of improvements: invariance under boosts along the jet axis; improved treatment of radiation from heavy quarks; and better coverage of the soft region of phase space.

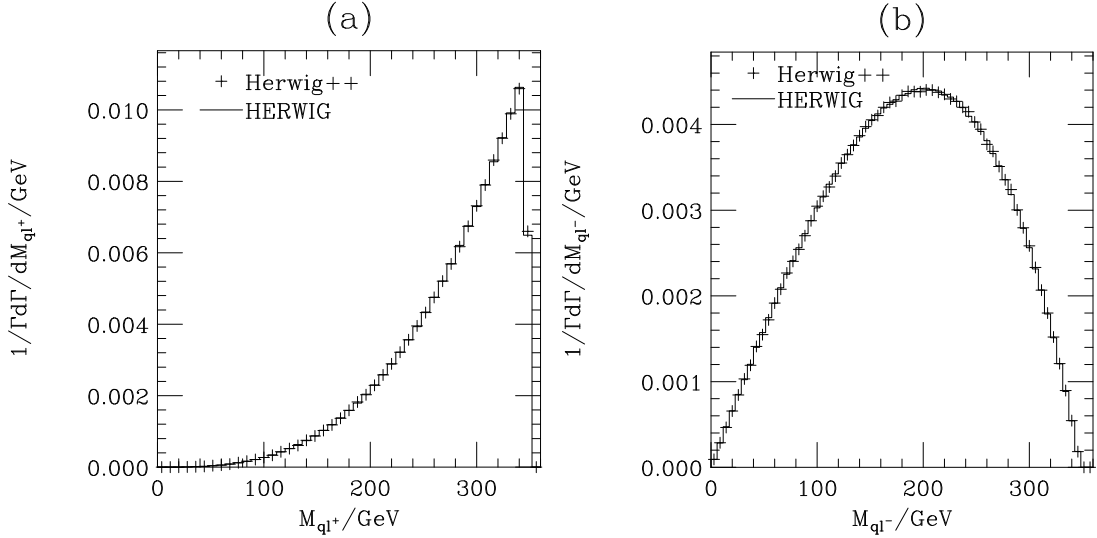


Figure 1: Mass distribution of the quark and lepton in the decay $\tilde{q}_L \rightarrow q\tilde{\chi}_2^0 \rightarrow q\ell^\pm\tilde{\ell}_R^\mp$ for (a) ℓ^+ and (b) ℓ^- .

In particular the new algorithm uses an improved evolution variable and the quasi-collinear splitting functions⁶ to give better treatment of the radiation from massive particles. In FORTRAN HERWIG the “dead-cone” approximation of forbidding radiation with angle less than m/E , where m is the mass and E the energy of the heavy particle, was used. In Herwig++ this is replaced by a smooth suppression of radiation in the direction of the particle.

The improved treatment of the kinematics of the branchings in the shower means that the soft-region of phase space in $e^+e^- \rightarrow q\bar{q}$ is smoothly covered with radiation from the quark and anti-quark filling separate regions of phase space which cover the whole region for soft emission without overlapping, as was the case with the FORTRAN algorithm.

A major new feature is the inclusion of radiation from the decaying particle in heavy particle decays, for example $t \rightarrow bW^+$. This means that in these decays the soft region for gluon emission is fully covered, whereas in the FORTRAN program, which only included radiation from the decay products, part of the soft region was not filled.⁷ This makes correcting the parton shower using the exact single emission matrix element simpler. These corrections are now included for $e^+e^- \rightarrow q\bar{q}$, top decay⁸ and the Drell-Yan process.

Another key feature of the new algorithm is that momentum reshuffling needed to ensure energy and momentum conservation is under greater analytic control which will make it easier to match with higher order matrix elements. A number of developments in this area are underway.⁹

3 BSM Physics

The existing HERWIG program includes a detailed simulation of supersymmetric (SUSY) models¹⁰ including both spin correlation effects¹¹ and R-parity violating models.¹² However, while the simulation of SUSY models was highly sophisticated, extending the simulation to other models of new physics was difficult and time consuming. In the new simulation we have adopted an entirely different approach for the inclusion of new physics models.¹³ In the FORTRAN simulation the matrix element for each new scattering process and decay was added by hand. In the new simulation we have included a library based on the HELAS¹⁴ formalism which is used in all matrix element calculations. The spin structures for the possible $2 \rightarrow 2$ matrix elements and $1 \rightarrow 2$ decays are included, based on the possible Feynman diagrams for each combination of the spins of external particles. The possible scattering processes and decays are then

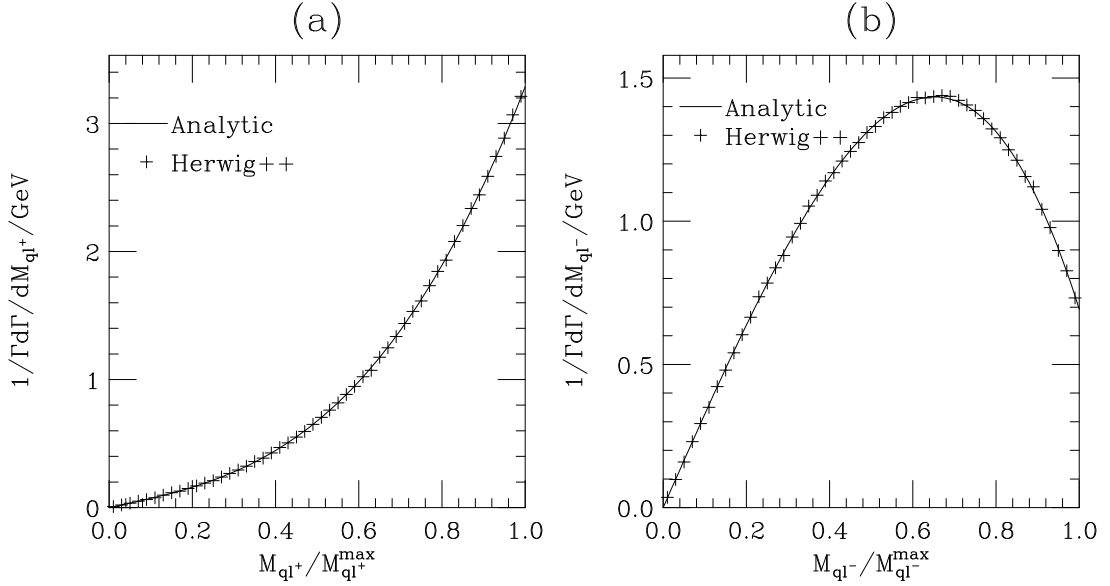


Figure 2: Mass distribution of the quark and lepton in the decay $q_L^* \rightarrow qZ^* \rightarrow \ell^\pm \ell_R^{*\mp}$ in the UED model for (a) ℓ^+ and (b) ℓ^- . The results of Herwig++ are compared with the analytic results.¹⁸ The mass is given in terms of the maximum possible value.

automatically calculated from the Feynman rules implemented in the code. Using the HELAS formalism allows us to include spin correlations in the decays of the fundamental particles, and also using the new simulation of tau and hadron decays the correlations in these decays which can be important in the decay of SUSY particles and the Higgs boson.

This approach was originally tested using the Randall-Sundrum model¹⁵ and the Minimal Supersymmetric Standard Model (MSSM). An example of the mass distribution of the quark and lepton produced in the decay $\tilde{q}_L \rightarrow q\tilde{\chi}_2^0 \rightarrow q\ell^\pm \tilde{\ell}_R^\mp$, is shown in Fig. 1. It is important that the correlations in this decay are correct as it may be possible to measure the spins of the SUSY particles using this decay mode.¹⁶

An important test of our new approach for the simulation of BSM physics is the inclusion of additional models. We have therefore included the Universal Extra Dimensions model.¹⁷ This model is a useful “straw-man” as its particle content is similar to the MSSM but the new particles have the same spin as their Standard Model counterparts, rather than opposite spin statistics as in SUSY. The mass distribution of the quark and lepton pair in the equivalent decay chain to the SUSY chain shown in Fig. 1 is shown in Fig. 2 and compared with the analytic results¹⁸ for these distributions.

4 Conclusions

The Herwig++ simulation includes a number of improvements over the previous FORTRAN version for both the simulation of perturbative QCD radiation and simulation of new physics. In addition to the improvements in the simulation of the perturbative stages of the event generation process presented here improvements have been made to the simulation of QED radiation¹⁹ (an example of the radiation in Z decays is shown in Fig. 3) and hadron and tau decays.

The most recent version of Herwig++³ is now ready for the simulation of hadron collisions and further improvements will be available in the near future.

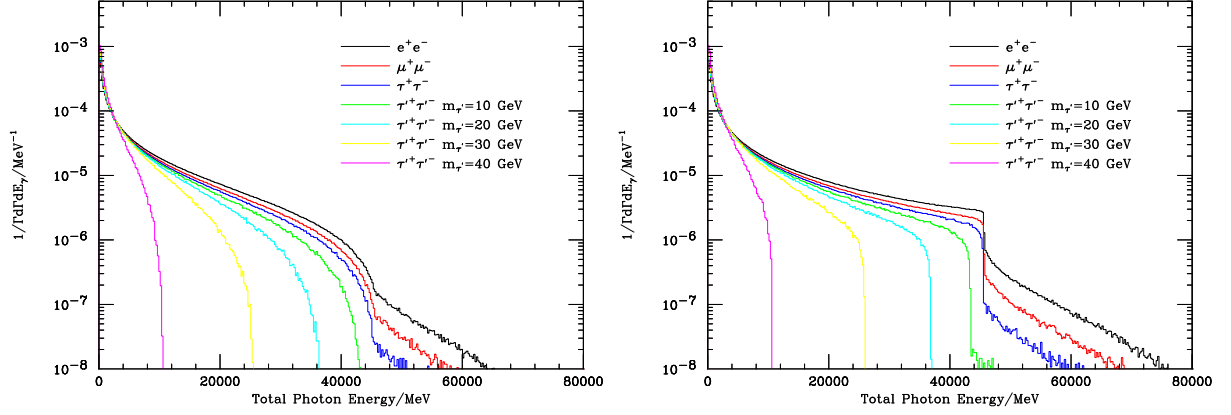


Figure 3: The total energy of the photons radiated in Z boson decays to leptons: (a) shows the spectrum when only soft radiation is included and (b) shows the effect of including the collinear approximation for the hardest emission.

Acknowledgements

We would like to thank our collaborators on the Herwig++ project upon whose work the material presented here is based. This work was supported in part by the Science and Technology Facilities Council and the European Union Marie Curie Research Training Network MCnet under contract MRTN-CT-2006-035606.

References

1. G. Corcella *et al.*, JHEP **0101** (2001) 010. G. Corcella *et al.*, arXiv:hep-ph/0210213.
2. S. Gieseke *et al.*, JHEP **0402** (2004) 005.
3. S. Gieseke *et al.*, arXiv:hep-ph/0609306.
4. M. Bertini, L. Lönnblad and T. Sjöstrand, Comput. Phys. Commun. **134** (2001) 365. T. Gleisberg, S. Höche, F. Krauss, A. Schälicke, S. Schumann and J. C. Winter, JHEP **0402** (2004) 056. L. Lönnblad, Nucl. Instrum. Meth. A **559** (2006) 246. T. Sjöstrand <http://www.thep.lu.se/~torbjorn/pythiaaux/future.html>.
5. S. Gieseke, P. Stephens and B. R. Webber, JHEP **0312** (2003) 045.
6. S. Catani, S. Dittmaier and Z. Trocsanyi, Phys. Lett. B **500** (2001) 149.
7. G. Corcella and M. H. Seymour, Phys. Lett. B **442** (1998) 417.
8. K. Hamilton and P. Richardson, JHEP **0702** (2007) 069.
9. O. Latunde-Dada, S. Gieseke and B. Webber, JHEP **0702** (2007) 051.
10. S. Moretti, K. Odagiri, P. Richardson, M. H. Seymour and B. R. Webber, JHEP **0204** (2002) 028.
11. P. Richardson, JHEP **0111** (2001) 029.
12. H. K. Dreiner, P. Richardson and M. H. Seymour, JHEP **0004** (2000) 008.
13. M. Gigg and P. Richardson, arXiv:hep-ph/0703199.
14. H. Murayama, I. Watanabe and K. Hagiwara, “HELAS: HELicity amplitude subroutines for Feynman diagram evaluations,” KEK-91-11.
15. L. Randall and R. Sundrum, Phys. Rev. Lett. **83** (1999) 3370.
16. A. J. Barr, Phys. Lett. B **596** (2004) 205.
17. T. Appelquist, H. C. Cheng and B. A. Dobrescu, Phys. Rev. D **64** (2001) 035002. H. C. Cheng, K. T. Matchev and M. Schmaltz, Phys. Rev. D **66** (2002) 056006.
18. J. M. Smillie and B. R. Webber, JHEP **0510** (2005) 069.
19. K. Hamilton and P. Richardson, JHEP **0607** (2006) 010.