

Magnetorotational collapse of very massive stars to black holes in full general relativity

Yuk Tung Liu, Stuart L. Shapiro,* and Branson C. Stephens

Department of Physics, University of Illinois at Urbana-Champaign, Urbana, IL 61801, USA

We perform axisymmetric simulations of the magnetorotational collapse of very massive stars in full general relativity. Our simulations are applicable to the collapse of supermassive stars with masses $M \gtrsim 10^3 M_\odot$ and to very massive Population III stars. We model our initial configurations by $n = 3$ polytropes, uniformly rotating near the mass-shedding limit and at the onset of radial instability to collapse. The ratio of magnetic to rotational kinetic energy in these configurations is chosen to be small (1% and 10%). We find that such magnetic fields do not affect the initial collapse significantly. The core collapses to a black hole, after which black hole excision is employed to continue the evolution long enough for the hole to reach a quasi-stationary state. We find that the black hole mass is $M_h = 0.95M$ and its spin parameter is $J_h/M_h^2 = 0.7$, with the remaining matter forming a torus around the black hole. The subsequent evolution of the torus depends on the strength of the magnetic field. We freeze the spacetime metric (“Cowling approximation”) and continue to follow the evolution of the torus after the black hole has relaxed to quasi-stationary equilibrium. In the absence of magnetic fields, the torus settles down following ejection of a small amount of matter due to shock heating. When magnetic fields are present, the field lines gradually collimate along the hole’s rotation axis. MHD shocks and the magnetorotational instability (MRI) generate MHD turbulence in the torus and stochastic accretion onto the central black hole. When the magnetic field is strong, a wind is generated in the torus, and the torus undergoes radial oscillations that drive episodic accretion onto the hole. These oscillations produce long-wavelength gravitational waves potentially detectable by the Laser Interferometer Space Antenna (LISA). The final state of the magnetorotational collapse always consists of a central black hole surrounded by a collimated magnetic field and a hot, thick accretion torus. This system is a viable candidate for the central engine of a long-soft gamma-ray burst.

PACS numbers: 04.25.Dm, 97.20.Wt, 97.60.-s

I. INTRODUCTION

Population III stars born with zero metallicity comprise the first generation of stars. It is believed that their formation causes the reionization of the universe and terminates the “dark ages” (see, e.g., [1] and references therein). The disruption of Pop III stars following nuclear burning may be responsible for the small metal abundance observed in later generations of stars (e.g. Pop II stars). Simulations of the collapse of primordial molecular clouds suggest that Pop III stars tend to be massive. Masses in the range between $100M_\odot$ and $1000M_\odot$ are not uncommon [2]. Some of these calculations suggest that the initial mass function for Pop III stars has a bimodal distribution, with peaks at $\sim 100M_\odot$ and $1-2M_\odot$ [3]. Stars with masses between $140M_\odot$ and $260M_\odot$ encounter a pair instability and are likely to be completely disrupted by nuclear-powered explosions [4]. The recent observation of the peculiar Type IIn supernova SN2006gy in NGC1260 points to the possibility that such a disruption can occur in a massive star ($\gtrsim 120M_\odot$) even during the current epoch [5]. For stars with masses above $260M_\odot$, the explosive nuclear burning is unable to reverse the implosion and the stars are likely to collapse

directly to black holes [4].

Growing evidence indicates that supermassive black holes (SMBHs) with masses in the range $10^6 - 10^{10}M_\odot$ exist and are the engines that power active galactic nuclei (AGNs) and quasars [6, 7]. There is also ample evidence that SMBHs reside at the centers of many, and perhaps most, galaxies [8], including the Milky Way [9]. The highest redshift of a quasar discovered to date is $z_{\text{QSO}} = 6.43$, corresponding to QSO SDSS 1148+5251 [10]. Accordingly, if they are the energy sources in quasars (QSOs), the first SMBHs must have formed prior to $z_{\text{QSO}} = 6.43$, or within $t = 0.87$ Gyr after the Big Bang in the concordance Λ CDM cosmological model. This requirement sets a significant constraint on black hole seed formation and growth mechanisms in the early universe. Once formed, black holes grow by a combination of mergers and gas accretion.

The more massive the initial seed, the less time is required for it to grow to SMBH scale and the easier it is to have a SMBH in place by $z \geq 6.43$. One possible progenitor that readily produces a SMBH is a supermassive star (SMS) with $M \gg 10^3M_\odot$ [6, 11]. SMSs can form when gaseous structures build up sufficient radiation pressure to inhibit fragmentation and prevent normal star formation; plausible cosmological scenarios have been proposed that can lead to this situation [12]. Alternatively, the seed black holes that later grow to become SMBHs may originate from the collapse of Pop III stars $\lesssim 10^3M_\odot$ [13]. To achieve the required growth

*Also at the Department of Astronomy and NCSA, University of Illinois at Urbana-Champaign, Urbana, IL 61801

to $\sim 10^9 M_\odot$ by $z_{\text{QSO}} \gtrsim 6.43$, it may be necessary for gas accretion, if restricted by the Eddington limiting luminosity, to occur at low efficiency of rest-mass to radiation conversion ($\lesssim 0.2$). Recent relativistic simulations [14, 15, 16] show that accretion onto a rotating black hole that has reached spin equilibrium does occur at low efficiency in a magnetized disk with turbulence driven by the magnetorotational instability (MRI) [17, 18, 19]. Such accretion may enable a Pop III seed to achieve the necessary growth by $z = 6.43$ [20]. But it may be more difficult to use the Pop III seeds to explain the origin of the first generation of the SMBHs should quasars be detected at redshifts significantly higher than $z_{\text{QSO}} = 6.43$.

Recent simulations of binary black hole mergers suggest that gravitational radiation reaction can induce a large kick velocity ($\gtrsim 1000$ km/s) in the remnants following mergers [23]. These large kick velocities may pose a great hazard for the growth of black hole seeds to SMBHs by $z \sim 6$ [24], but such large kicks are possible only if the spins of the black hole binary companions are appreciable and their masses are comparable. Determining the spins of the seed black holes formed from collapse and tracking their subsequent evolution via accretion and minor mergers [15, 25] is therefore important for estimating the kick velocities following major mergers.

It is very likely that massive Pop III *and* SMSs are rotating and have magnetic fields. A SMS does not reach sufficiently high temperature for nuclear burning to become important before the onset of the general relativistic radial instability [26]. Quasistatic contraction driven by radiative cooling will spin up the star to the mass-shedding limit, provided that viscosity and/or magnetic fields are sufficient to maintain uniform rotation [26]. The star will then evolve secularly along the mass-shedding limit, simultaneously emitting electromagnetic radiation, matter, and angular momentum (see, e.g. [21, 26, 27]). After reaching the onset of radial instability, the star collapses on a dynamical timescale. During the collapse, the rotation becomes differential and the rotational and magnetic energies are both amplified. The black hole that forms will be rotating and surrounded by a magnetized accretion disk. A qualitatively similar final fate should characterize a massive Pop III star $\gtrsim 260 M_\odot$.

Shibata and Shapiro performed the first full general relativistic (GR) simulation of the collapse of a very massive, rotating star [28]. They modeled the massive star as a uniformly rotating $n = 3$ polytrope spinning at the mass-shedding limit at the onset of radial instability. A massive star is supported largely by thermal radiation pressure and is adequately modeled by an $n = 3$ polytrope. They terminated their simulation soon after the black hole formed because of numerical inaccuracies associated with the spacetime singularity that inevitably forms inside the black hole. They estimated the final state of the system using semi-analytic methods (see also [29, 30]). They concluded that, independent of the initial mass M of the progenitor star, the mass of the black hole that forms is $M_h \sim 0.9M$ and the hole spin

parameter is $J_h/M_h^2 \sim 0.75$. The remaining gas forms a rotating torus around the nascent black hole.

In this paper, we first repeat the full GR (axisymmetric) simulation performed by Shibata and Shapiro of massive star collapse to the appearance of a black hole. We then employ the technique of black hole excision [31, 32] to continue the evolution. We are able to follow the spacetime evolution for another $200M$ by this means. By this time, the central black hole and the spacetime metric have both settled down to a quasi-stationary state. We find that the mass and spin parameter of the final black hole are $M_h \approx 0.95M$ and $J_h/M_h^2 \approx 0.7$. These results are close to the semi-analytic estimates in [28, 29, 30]. The torus surrounding the black hole continues to evolve long after the black hole has settled down. In order to study the subsequent evolution of the torus, we adopt the ‘‘Cowling approximation’’ whereby we freeze the metric at $t \sim 150M$ after the excision and continue to evolve the system for another $2000M$. We find that a small amount of material ($\sim 10^{-3}M$) is ejected from the system due to shock heating, and the torus relaxes to a dynamical equilibrium state $\sim 1000M$ after the formation of the central black hole.

Next, to study the important role of magnetic fields, we add a small, seed poloidal magnetic field to the initial rotating star and follow the collapse once again. We consider two different strengths of the seed magnetic fields (models S1 and S2). The initial magnetic energy \mathcal{M} is 1% of the initial rotational kinetic energy T for model S1, and 10% of T for model S2. Since $T/|W| = 0.009$, we have $\mathcal{M}/|W| \ll 1$ in both models, where W is the gravitational potential energy. Hence in both cases the magnetic fields represent small perturbations to the dynamics of the initial star. During the collapse, the frozen-in poloidal field is amplified as a result of compression. The development of differential rotation generates a toroidal field due to magnetic winding. However, we find that magnetic fields do not affect the collapse significantly before the formation of the central black hole. The final mass and spin parameter of the black hole are about the same as in the unmagnetized case. But magnetic fields *do* affect the evolution of the torus significantly. Magnetic fields intensify the outflow of the ejected material. The outflow also lasts longer than in the unmagnetized case. As the torus evolves, magnetic fields are collimated along the black hole’s rotation axis. For model S1, MHD shocks and the MRI in the torus create turbulence, which leads to stochastic accretion of material from the torus to the central black hole. For model S2, a strong wind is generated (possibly by the magneto-centrifugal mechanism [33]) during the period $\sim 900M$ – $1200M$ following central black hole formation. This wind induces a radial oscillation of the torus, which leads to episodic accretion of material to the central black hole, and long-wavelength gravitational radiation potentially detectable by the Laser Interferometer Space Antenna (LISA).

The final state of the magnetorotational collapse consists of a central black hole surrounded by a collimated

magnetic field and a massive, hot, accretion torus. These features provide the essential ingredients for generating ultrarelativistic jets at large distance. Our simple equation of state (EOS) is a reasonable approximation for the collapse of SMSs, but our omission of neutrino emission and other microphysics is certainly not adequate to capture all of the physical processes occurring during the collapse of massive Pop III and Pop I/II stars. Nevertheless, we expect that the black hole-torus remnant that we find will be qualitatively similar to the remnants formed from these progenitors if they are rotating rapidly at the onset of collapse. The reason is that these stars may also be crudely modeled by $n \approx 3$ polytropes initially and their EOSs may also be represented by an adiabatic $\Gamma \approx 4/3$ law during collapse (see [30]).

Our simulations may also help explain the formation of the central engine in the collapsar model [34] of long-short gamma-ray bursts (GRBs). In addition, some GRBs observed at very high redshift might be related to the gravitational collapse of very massive Pop III stars [35]. Hence our simulations may also provide insights into the formation of GRB central engines arising from these stars.

The remainder of this paper is organized as follows. In Sec. II, we briefly describe the mathematical formulation of the Einstein-Maxwell-MHD coupled equations and numerical techniques used to solve them. We then describe our initial data and computational setup in Sec. III. We present our numerical results in Sec. IV and provide a summary of our simulations in Sec. V. Throughout this paper, we adopt geometrical units in which $G = 1 = c$, where G and c denote the gravitational constant and speed of light, respectively. Cartesian coordinates are denoted by $x^k = (x, y, z)$. The coordinates are oriented so that the rotation axis is along the z -direction. We define the coordinate radius $r = \sqrt{x^2 + y^2 + z^2}$, cylindrical radius $\varpi = \sqrt{x^2 + y^2}$, and azimuthal angle $\varphi = \tan^{-1}(y/x)$. Coordinate time is denoted by t . Greek indices μ, ν, \dots denote spacetime components (t, x, y, z) , small Latin indices i, j, \dots denote spatial components $(x, y, \text{ and } z)$.

II. FORMULATION

A. Basic equations and numerical methods

The formulation and numerical scheme for our GRMHD simulations are the same as those reported in [36], to which the reader may refer for details. Here we briefly summarize the method and introduce our notation.

We use the 3+1 formulation of general relativity and decompose the metric into the following form:

$$ds^2 = -\alpha^2 dt^2 + \gamma_{ij}(dx^i + \beta^i dt)(dx^j + \beta^j dt). \quad (1)$$

The fundamental variables for the metric evolution are the spatial three-metric γ_{ij} and extrinsic curva-

ture K_{ij} . We adopt the Baumgarte-Shapiro-Shibata-Nakamura (BSSN) formalism [37] to evolve γ_{ij} and K_{ij} . In this formalism, the evolution variables are the conformal exponent $\phi \equiv \ln \gamma/12$, the conformal 3-metric $\tilde{\gamma}_{ij} = e^{-4\phi}\gamma_{ij}$, three auxiliary functions $\tilde{\Gamma}^i \equiv -\tilde{\gamma}^{ij}{}_{,j}$, the trace of the extrinsic curvature K , and the tracefree part of the conformal extrinsic curvature $\tilde{A}_{ij} \equiv e^{-4\phi}(K_{ij} - \gamma_{ij}K/3)$. Here, $\gamma = \det(\gamma_{ij})$. The full spacetime metric $g_{\mu\nu}$ is related to the three-metric $\gamma_{\mu\nu}$ by $\gamma_{\mu\nu} = g_{\mu\nu} + n_\mu n_\nu$, where the future-directed, timelike unit vector n^μ normal to the time slice can be written in terms of the lapse α and shift β^i as $n^\mu = \alpha^{-1}(1, -\beta^i)$.

The Einstein equations are solved in Cartesian coordinates. In this paper, we assume both equatorial and axisymmetry so we only evolve the region with $x > 0$ and $z > 0$. We adopt the Cartoon method [38] to impose axisymmetry in the metric evolution, and use a cylindrical grid to evolve the MHD and Maxwell equations. As for the gauge conditions, we adopt the hyperbolic driver conditions as in [32] to evolve the lapse α and shift β^i .

The fundamental variables in ideal MHD are the rest-mass density ρ_0 , specific internal energy ϵ , pressure P , four-velocity u^μ , and magnetic field B^μ measured by a normal observer moving with a 4-velocity n^μ (note that $B^\mu n_\mu = 0$). The ideal MHD condition is written as $u_\mu F^{\mu\nu} = 0$, where $F^{\mu\nu}$ is the electromagnetic tensor. The tensor $F^{\mu\nu}$ and its dual in the ideal MHD approximation are given by

$$F^{\mu\nu} = \epsilon^{\mu\nu\alpha\beta} u_\alpha b_\beta, \quad (2)$$

$$F_{\mu\nu}^* \equiv \frac{1}{2}\epsilon_{\mu\nu\alpha\beta} F^{\alpha\beta} = b_\mu u_\nu - b_\nu u_\mu, \quad (3)$$

where $\epsilon_{\mu\nu\alpha\beta}$ is the Levi-Civita tensor. Here we have introduced an auxiliary magnetic 4-vector $b^\mu = B_{(u)}^\mu/\sqrt{4\pi}$, where $B_{(u)}^\mu$ is the magnetic field measured by an observer comoving with the fluid and is related to B^μ by

$$B_{(u)}^\mu = -\frac{(\delta^\mu_\nu + u^\mu u_\nu)B^\nu}{n_\lambda u^\lambda}. \quad (4)$$

The energy-momentum tensor is written as

$$T_{\mu\nu} = T_{\mu\nu}^{\text{Fluid}} + T_{\mu\nu}^{\text{EM}}, \quad (5)$$

where $T_{\mu\nu}^{\text{Fluid}}$ and $T_{\mu\nu}^{\text{EM}}$ denote the fluid and electromagnetic pieces of the stress-energy tensor. They are given by

$$T_{\mu\nu}^{\text{Fluid}} = \rho_0 h u_\mu u_\nu + P g_{\mu\nu}, \quad (6)$$

$$\begin{aligned} T_{\mu\nu}^{\text{EM}} &= \frac{1}{4\pi} \left(F_{\mu\sigma} F_\nu{}^\sigma - \frac{1}{4} g_{\mu\nu} F_{\alpha\beta} F^{\alpha\beta} \right) \\ &= \left(\frac{1}{2} g_{\mu\nu} + u_\mu u_\nu \right) b^2 - b_\mu b_\nu, \end{aligned} \quad (7)$$

where $h \equiv 1 + \epsilon + P/\rho_0$ is the specific enthalpy, and $b^2 \equiv b^\mu b_\mu$. Hence, the total stress-energy tensor becomes

$$T_{\mu\nu} = (\rho_0 h + b^2) u_\mu u_\nu + \left(P + \frac{b^2}{2} \right) g_{\mu\nu} - b_\mu b_\nu. \quad (8)$$

In our numerical implementation of the GRMHD and magnetic induction equations, we evolve the densitized density ρ_* , densitized momentum density \tilde{S}_i , densitized energy density $\tilde{\tau}$, and densitized magnetic field \mathcal{B}^i . They are defined as

$$\rho_* \equiv -\sqrt{\gamma} \rho_0 n_\mu u^\mu, \quad (9)$$

$$\tilde{S}_i \equiv -\sqrt{\gamma} T_{\mu\nu} n^\mu \gamma^\nu_i, \quad (10)$$

$$\tilde{\tau} \equiv \sqrt{\gamma} T_{\mu\nu} n^\mu n^\nu - \rho_*, \quad (11)$$

$$\mathcal{B}^i \equiv \sqrt{\gamma} B^i. \quad (12)$$

During the evolution, we also need the three-velocity $v^i = u^i/u^t$.

The GRMHD and induction equations are written in conservative form for variables ρ_* , \tilde{S}_i , $\tilde{\tau}$, and \mathcal{B}^i and evolved using a high-resolution shock-capturing (HRSC) scheme. Specifically, we use the monotized central (MC) scheme [39] for data reconstruction and the HLL (Harten, Lax and van-Leer) scheme [40] to compute the flux. The magnetic field \mathcal{B}^i has to satisfy the no monopole constraint $\partial_i \mathcal{B}^i = 0$. We adopt the flux-interpolated constrained transport (flux-CT) scheme [43] to impose this constraint. This scheme guarantees that no magnetic monopoles will be created in the computational grid during numerical evolution. At each timestep, the primitive variables (ρ_0, P, v^i) must be computed from the evolution variables $(\rho_*, \tilde{\tau}, \tilde{S}_i)$. This is done by numerically solving the algebraic equations (9)–(11) together with an EOS $P = P(\rho_0, \epsilon)$.

As in many hydrodynamic simulations in astrophysics, we add a tenuous “atmosphere” that covers the computational grid outside the star. The atmospheric rest-mass density is set to $\approx 10^{-10} \rho_c(0)$ before the black hole forms, where $\rho_c(0)$ is the initial rest-mass central density of the star. In the excision evolution where the system consists of a central black hole and a surrounding torus, the maximum density in the torus is $\sim 100 \rho_c(0)$, and we set the atmosphere density to $10^{-3} \rho_c(0)$.

The codes used here have been tested in multiple relativistic MHD simulations, including MHD shocks, non-linear MHD wave propagation, magnetized Bondi accretion, and MHD waves induced by linear gravitational waves [36]. We have also compared this code with the GRMHD code developed independently by Shibata and Sekiguchi [44] by performing simulations of the evolution of magnetized, differentially rotating, relativistic, hyper-massive neutron stars [45, 46], and of magnetorotational collapse of stellar cores [47]. We obtain good agreement between these two independent codes.

B. Equation of state

In this paper, we adopt the simple $n = 3$ ($\Gamma = 4/3$) polytropic EOS to construct the initial model and $P = (\Gamma - 1)\rho_0\epsilon$ (Γ -law EOS) during the evolution. This EOS is a good approximation for the pre-collapse core of a massive Pop III star [41] or the bulk of a SMS [21, 22],

where pressure is dominated by thermal radiation. For a Pop I/II star, which has smaller mass, the pressure of the pre-collapse core is dominated by the relativistic degenerate electron pressure, which is also well-approximated by a $\Gamma = 4/3$ EOS. During the collapse, the EOS stiffens when the density exceeds nuclear density $\rho_{\text{nuc}} \approx 2 \times 10^{14} \text{ g cm}^{-3}$. However, if the mass of the collapsing core exceeds a critical value M_{crit} , the black hole horizon appears before the star reaches the nuclear density. In this case, the stiffening of the EOS has no effect on the collapse. To estimate M_{crit} , consider the collapse of a uniform density dust sphere (Oppenheimer-Snyder collapse). A horizon appears when the areal radius of the sphere reaches $R = 2M$. At this time, the density is $\rho_0 = 3M/(4\pi R^3) \approx 1.7 \times 10^{16} (M_\odot/M)^2 \text{ g cm}^{-3}$. Setting $\rho_0 = \rho_{\text{nuc}}$, gives $M_{\text{crit}} \approx 10M_\odot$. For a SMS, the mass is much larger than M_{crit} . For a Pop III star of mass $M = 300M_\odot$, the mass of the collapsing core is $180M_\odot$ [4], which is still much larger than M_{crit} . Hence the $\Gamma = 4/3$ EOS is also a good approximation during the entire collapse phase for very massive Pop III stars. For Pop I/II stars, on the other hand, the core mass is less than $2M_\odot$ and a more realistic EOS is required in the late stages. In addition, neutrino emission and transport are also important to the dynamics of the collapse for these stars. Neutrino generation and transport also play a role in the collapse of Pop III stars [4, 50], but are probably not dynamically important for the most massive progenitors or for SMSs because of their low temperature and density.

C. Diagnostics

During the evolution, we monitor the L2 norm of the Hamiltonian and momentum constraints as in [46]. We find the violation of the constraints is at most a few percent before excision. After the excision, the constraints can rise to $\approx 10\%$. We terminate the excision evolution before the constraints reach $\sim 20\%$.

We also compute the rest mass M_0 , ADM mass M and angular momentum J during the evolution. They are computed by the following volume integrals:

$$M_0 = \int_V \rho_* d^3x, \quad (13)$$

$$M = \int_V \left[e^{5\phi} \left(\rho + \frac{1}{16\pi} \tilde{A}_{ij} \tilde{A}^{ij} - \frac{1}{24\pi} K^2 \right) - \frac{1}{16\pi} \tilde{\Gamma}^{ijk} \tilde{\Gamma}_{jik} + \frac{1 - e^\phi}{16\pi} \tilde{R} \right] d^3x, \quad (14)$$

$$J = \int_V \tilde{S}_\varphi d^3x, \quad (15)$$

where $\tilde{\Gamma}_{ijk}$ is the Christoffel symbol and \tilde{R} is the Riemann scalar associated with $\tilde{\gamma}_{ij}$. Note that the above formula for J is only valid in an axisymmetric spacetime [51]. The rest mass M_0 is conserved as a result of the baryon number conservation. Angular momentum J is conserved in

axisymmetry, as gravitational radiation carries no angular momentum. However, M is not conserved since gravitational radiation carries energy and propagates off the computational grid. We find that M remains constant to within 2%. Our finite difference scheme guarantees that M_0 and J computed from the above volume integrals are conserved to machine precision provided that no fluid leaves the computational grid. However, we perform several regriddings during the calculation (see Section III) and these leave behind a few percent of M_0 and J in the outermost layers.

During the excision evolution, we compute the rest mass M_{disk} and angular momentum J_{disk} of the disk outside the black hole by computing integrals (13) and (15) over the volume outside the apparent horizon. The irreducible mass M_{irr} of the black hole is given by $M_{\text{irr}} = \sqrt{A/16\pi}$, where A is the surface area of the apparent horizon. Since J is conserved, we can compute the black hole's angular momentum J_h by

$$J_h = J - J_{\text{loss}} - J_{\text{disk}} , \quad (16)$$

where J_{loss} is the loss of angular momentum as a result of regriddings and matter leaving the grid. The black hole's mass M_h is then computed from the formula

$$M_h = \sqrt{M_{\text{irr}}^2 + (J_h/2M_{\text{irr}})^2} , \quad (17)$$

which is exact for a Kerr spacetime, and is in accord with the formula derived using the isolated and dynamical horizon formalism [52].

At $\Delta t \approx 150M$ after the excision evolution, we find that the spacetime becomes nearly stationary. In this case, the energy E is approximately conserved thereafter, where

$$E = \int \alpha \sqrt{\gamma} T_t^t d^3x . \quad (18)$$

We can then define the fluxes of rest mass, energy, and angular momentum across any closed two-dimensional surface S in a time slice:

$$F_M(r) = \oint_S \alpha \rho_0 v^i d^2\Sigma_i , \quad (19)$$

$$F_E(r) = - \oint_S \alpha T_t^i d^2\Sigma_i , \quad (20)$$

$$F_J(r) = \oint_S \alpha T_\varphi^i d^2\Sigma_i , \quad (21)$$

where

$$d^2\Sigma_i = \frac{1}{2} \epsilon_{ijk} dx^j \wedge dx^k , \quad (22)$$

and $\epsilon_{ijk} = n_\mu \epsilon^\mu{}_{ijk}$ is the Levi-Civita tensor associated with the three-metric γ_{ij} . If S is a sphere of radius r , the

above expressions reduce to

$$F_M(r) = \oint_{r=\text{const}} dA \rho_* v^r r^2 \quad (23)$$

$$F_E(r) = - \oint_{r=\text{const}} dA \alpha \sqrt{\gamma} T_t^r , \quad (24)$$

$$F_J(r) = \oint_{r=\text{const}} dA \alpha \sqrt{\gamma} T_\varphi^r , \quad (25)$$

where $dA = r^2 \sin\theta d\theta d\phi$. The total energy flux F_E is very close to the rest-mass flux F_M since F_E is primarily composed of the rest-mass energy flow. Thus, we define another energy flux by subtracting the rest-mass flow: $F_e = F_E - F_M$. We note that F_e contains kinetic, thermal, electromagnetic, and gravitational potential energy fluxes. If $F_e > 0$ at sufficiently large radius, an unbound outflow (overcoming gravitational binding energy) is present.

Another method to determine whether a fluid particle is unbound is to compute u_t . In a stationary spacetime, the value of u_t of a particle moving on a geodesic is conserved. If the particle is unbound, the radial velocity $v^r > 0$ and $-u_t = 1/\sqrt{1-v^2} > 1$ at infinity. Hence v^r and u_t are useful diagnostics to determine if the fluid element is unbound, provided that the fluid motion is predominantly ballistic and pressure and electromagnetic forces can be neglected. This is usually the case in the low-density region.

During the excision evolution, the MRI may develop in the torus surrounding the central black hole. The growth time (e -folding time) and wavelength of the fastest-growing MRI mode can be roughly estimated by the following formulae derived in linear perturbation theory in Newtonian gravitation [19, 47]:

$$t_{\text{MRI}} = 2 |\partial\Omega/\partial \ln \varpi|^{-1} , \quad (26)$$

$$\lambda_{\text{max}} = \frac{2\pi v_A^z}{\Omega} \left[1 - \left(\frac{\kappa}{2\Omega} \right)^4 \right]^{-1/2} , \quad (27)$$

where Ω is angular velocity, $v_A^z = B^z/\sqrt{4\pi\rho_0}$ is the z -component of the Alfvén speed and

$$\kappa \equiv \left[\frac{1}{\varpi^3} \frac{\partial(\varpi^4 \Omega^2)}{\partial \varpi} \right]^{1/2} \quad (28)$$

is the epicyclic frequency.

III. INITIAL DATA AND GRID SETUP

A. Initial Data

We model the pre-collapse star as a uniformly rotating star satisfying the $n = 3$ polytropic EOS $P = K \rho_0^{4/3}$. We set $K = 1$ in our code. As explained in [42], our result can be scaled to arbitrary values of K or, equivalently, the ADM mass M ; only nondimensional ratios are invariant. For example, $M \propto K^{3/2}$, $B \propto K^{-3/2}$, $\rho_0 \propto K^{-3}$, ... etc.

We use the same initial model as in [28], whereby the star is rotating near the mass-shedding limit with $T/|W| = 0.009$. The equatorial radius of the star is $R_{\text{eq}} = 640M = 10^7(M/10^4M_{\odot})\text{km}$. This is the configuration where the polytrope is on the verge of radial instability against gravitational collapse due to general relativity [26]. The central density of the star is $\rho_c = 10^3(M/10^4M_{\odot})^{-2} \text{g cm}^{-3}$. For a SMS with mass $M \gtrsim 10^4M_{\odot}$, this general relativistic instability triggers the collapse, as opposed to microphysical processes such as pair instability.

We add a small amount of poloidal seed magnetic field to this equilibrium star, employing a magnetic vector potential of the form

$$A_{\mu} = A_{\varphi} \delta^{\varphi}_{\mu} = A_b \varpi^2 \max(\rho_0^{1/6} - \rho_{\text{cut}}^{1/6}, 0) \delta^{\varphi}_{\mu}, \quad (29)$$

where $\rho_{\text{cut}} = 10^{-5}\rho_c$, and A_b is a constant that determines the strength of the initial magnetic field. The magnetic field is computed by the formula $B^i = \epsilon^{ijk} \partial_j A_k$. A similar form of the initial magnetic field has been used in the study of magnetized accretion disks around a stationary black hole [14, 48], the collapse of hypermassive neutron stars [45, 46] and the collapse of a magnetized, stellar core of a high mass star [47]. We choose two nonzero values of the constants A_b so that the values of initial magnetic energy

$$\mathcal{M} \equiv \int \sqrt{\gamma} n_{\mu} n_{\nu} T_{\text{EM}}^{\mu\nu} d^3x \quad (30)$$

are 1% and 10% of the initial rotational kinetic energy (corresponding to $\mathcal{M}/|W| = 9 \times 10^{-5}$ and 9×10^{-4}). Hence adding this seed magnetic field causes only a slight perturbation to the star. We label these two models as S1 and S2, respectively. We also study the unmagnetized case ($\mathcal{M} = 0$, model S0) to compare with the previous result reported in [28]. We can also characterize the strength of the magnetic field by the volume-averaged ratio of gas pressure to the magnetic pressure. Specifically, we define $\beta = \langle P \rangle / \langle P_{\text{mag}} \rangle$, where the magnetic pressure is $P_{\text{mag}} = b^2/2$ and

$$\langle q \rangle \equiv \frac{\int q dV}{V_s}.$$

Here $dV = \sqrt{\gamma} d^3x$ is the proper volume element and $V_s = \int_{P>0} dV$ is the volume of the star. This definition of β is used in [48] in the study of magnetized accretion disks around central black holes. The value of β for models S1 and S2 are 3700 and 370, respectively. We also define the averaged strength of magnetic field \bar{B} by $\bar{B} = \sqrt{8\pi\mathcal{M}/V_s}$. In cgs units, we find

$$\bar{B} = 3 \times 10^8 \left(\frac{M}{10^4 M_{\odot}} \right)^{-1} G$$

for model S1 and

$$\bar{B} = 10^9 \left(\frac{M}{10^4 M_{\odot}} \right)^{-1} G$$

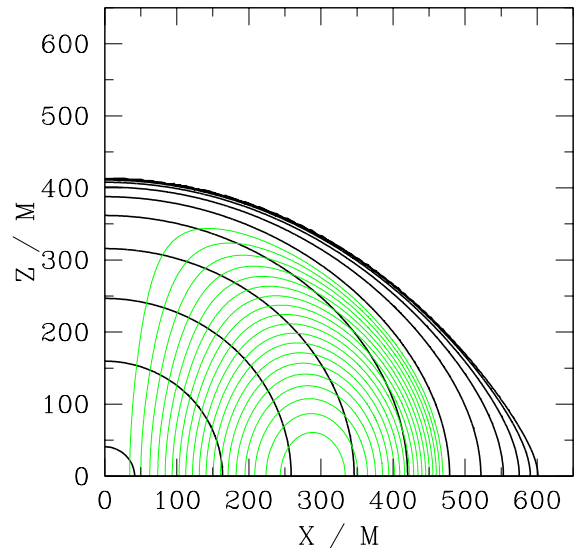


FIG. 1: Initial density contour curves (thick, black) and magnetic field lines (thin, green). The density contour curves are drawn for $\rho_0 = 10^{-i-0.1}\rho_c$ with $j = 0, 1, \dots, 10$, and the poloidal magnetic field lines (for models S1 and S2 only), which coincide with contours of A_{φ} in axisymmetry, are for $A_{\varphi} = A_{\varphi, \text{max}}(j/20)$ with $j = 1, 2, \dots, 19$ where ρ_c and $A_{\varphi, \text{max}}$ denote the central density and maximum value of A_{φ} , respectively. Note that although the magnitudes of the magnetic fields are different for models S1 and S2, the field lines have the same profile when normalized as described.

for model S2.

The strength of the magnetic field inside a Pop III star is unknown and is currently not addressed by theoretical models dealing with their cosmological formation [49]. Our goal is to determine what effects, if any, magnetic fields may have on the eventual collapse of the stars to black holes. After all, they are possible progenitors of GRBs, and many GRB models require a magnetized disk around a black hole. Here, we choose the strengths of the seed magnetic field to be sufficiently large for us to perform reliable simulations with limited computational resources and still be able to resolve the wavelength of the fastest growing MRI mode. We note that these magnetic field strengths are still quite small dynamically (small $\mathcal{M}/|W|$ and large β), and so the magnetic field does not affect the dynamics of the collapse (see Sec. IV). However, the post-collapse evolution does depend on the chosen strengths. In Sec IV, we will discuss how our results may change for even smaller field strengths.

Following [28], we induce collapse by depleting 1% of the pressure (i.e., $P \rightarrow 0.99P$) everywhere inside the star. The parameters of our models are summarized in Table I. The density and magnetic field profiles of our pre-collapse model are shown in Figure 1.

TABLE I: Model parameters

Model	\mathcal{M}/T	β	$\bar{B} \times (M/10^4 M_\odot)$
S0	0	0	0
S1	0.01	3700	$3 \times 10^8 \text{G}$
S2	0.10	370	10^9G

B. Grid Setup

We perform simulations using a cell-centered uniform grid with size $N \times 3 \times N$ in x - y - z , covering a computational domain $\Delta/2 \leq x \leq L - \Delta/2$, $\Delta/2 \leq z \leq L - \Delta/2$, and $-\Delta \leq y \leq \Delta$. Here, N and L are constants and $\Delta = L/N$. The variables in the $y = \pm\Delta$ planes are computed from the quantities in the $y = 0$ plane by imposing axisymmetry. Since the characteristic radius of the star decreases by a factor of ~ 1000 during the collapse (from $\sim 600M$ to $\sim M$), using a fixed uniform grid with sufficient resolution for the entire collapse phase is computationally prohibitive. In order to save computational resources and at the same time ensure adequate resolution throughout the simulation, we adopt a regridding technique similar to the algorithm described in [28]. When gravity is weak (in the Newtonian regime), the characteristic radius of the star is proportional to $1/(1 - \alpha_c)$, where α_c is the central lapse. We thus use a regridding algorithm based on the values of α_c . During the early stages, the collapse proceeds in a homologous manner. We set $N = 400$ and $L = 929M$ when $\alpha_c > 0.984$. Keeping N fixed, we decrease L as the collapse proceeds: $L = 656M$ when $0.976 \leq \alpha_c < 0.984$, $L = 459M$ when $0.905 \leq \alpha_c < 0.976$. After this stage, the collapse in the core is faster than in the outer layers. We increase the grid number N and decrease Δ as follows: $N = 900$ and $L = 158M$ when $0.7 \leq \alpha_c < 0.905$, $N = 1400$ and $L = 135M$ when $0.3 \leq \alpha_c < 0.7$. In the last stage, the star collapses to a black hole. In order to allocate our grid more effectively in this last stage, we interpolated the data onto a multiple-transition fisheye coordinates [53] when $\alpha_c < 0.3$.

The multiple transition fisheye coordinates \bar{x}^i are related to the original coordinates x^i through the following transformation:

$$x^i = \frac{\bar{x}^i}{\bar{r}} r(\bar{r}), \quad (31)$$

$$r(\bar{r}) = a_n \bar{r} + \sum_{i=1}^n \kappa_i \ln \frac{\cosh[(\bar{r} + \bar{r}_{0i})/s_i]}{\cosh[(\bar{r} - \bar{r}_{0i})/s_i]}, \quad (32)$$

$$\kappa_i = \frac{(a_{i-1} - a_i) s_i}{2 \tanh(\bar{r}_{0i}/s_i)}, \quad (33)$$

where $r = \sqrt{x^2 + y^2 + z^2}$, $\bar{r} = \sqrt{\bar{x}^2 + \bar{y}^2 + \bar{z}^2}$, n , a_i , \bar{r}_{0i} and s_i are constant parameters. In the last stage of collapse ($\alpha_c < 0.3$), we use a cell-centered uniform grid with $N = 600$ in fisheye coordinates with parameters $n = 3$, $(a_0, a_1, a_2, a_3) = (0.125, 0.25, 0.5, 1)$, $(\bar{r}_{01}, \bar{r}_{02}, \bar{r}_{03}) = (31.5M, 59.5M, 81.4M)$, $s_1 = s_2 = s_3 = 5.69M$, and $L =$

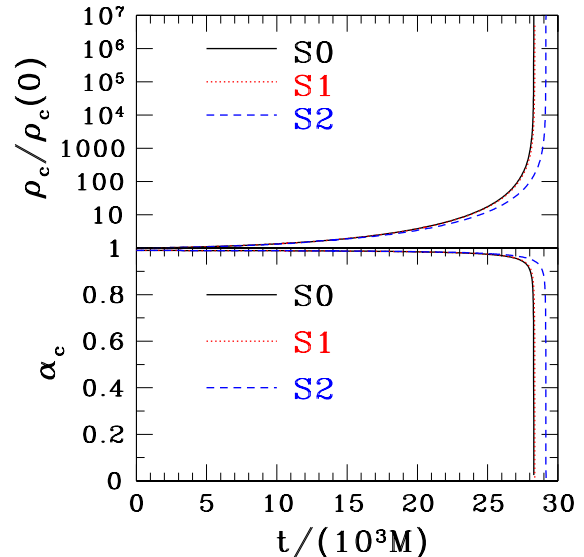


FIG. 2: Evolution of central rest-mass density (upper panel) and lapse (lower panel) for models S0 (black solid lines), S1 (red dotted lines) and S2 (blue dashed lines). The central density is normalized by its initial value $\rho_c(0)$. Note that the results for S0 and S1 are very close and their lines almost overlap. The plots terminate soon after the apparent horizons appear.

118M. When transformed back to the original coordinate system, the outer boundary is $\approx 60M$ and the resolutions are

$$\Delta \approx \begin{cases} 0.025M & r \lesssim 4M \\ 0.05M & 4M \lesssim r \lesssim 11M \\ 0.1M & 11M \lesssim r \lesssim 22M \\ 0.2M & r \gtrsim 22M \end{cases} . \quad (34)$$

We find that the total rest mass and angular momentum that are discarded as a result of the regriddings are about 1% and 5–8% of their initial values for the models considered.

IV. RESULTS

Figure 2 shows the evolution of central density and lapse for the three models. Figures 3–5 show the density contours and velocity vectors during pre-excision evolution for models S0, S1 and S2 respectively. Poloidal magnetic field lines are also shown for models S1 and S2 in Figs. 4 and 5. We see that magnetic fields slightly slow down the collapse. As mentioned in Sec. III, the collapse proceeds in a homologous manner at the beginning. When the central lapse decreases to $\alpha_c \lesssim 0.9$, the central region collapses faster than the outer layers. The apparent horizon appears at $t = 28280M$ for model S0, $t = 28360M$ for S1 and $t = 29149M$ for S2. Without excision, the code becomes inaccurate soon after the

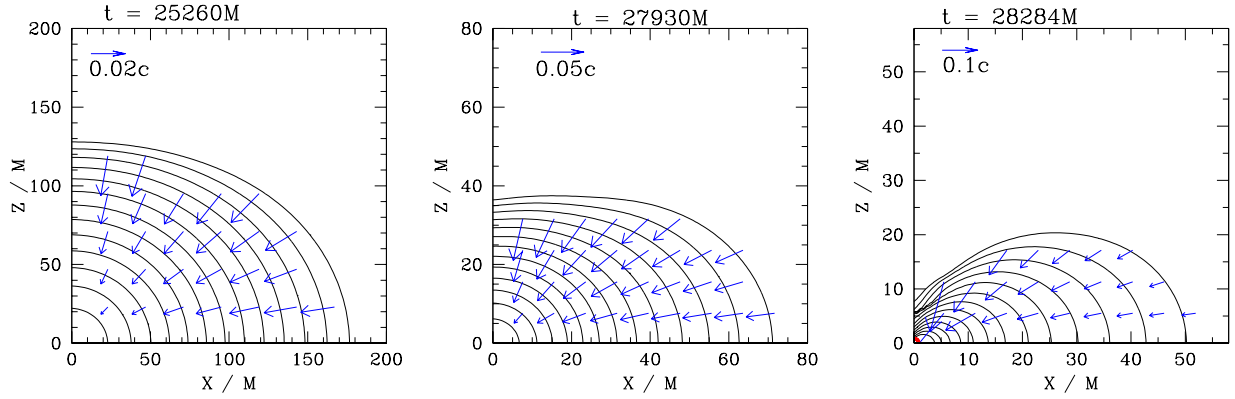


FIG. 3: Density contour curves and velocity vector fields in the meridional plane for model S0 (pre-excision). The density levels are drawn for $\rho_0 = \rho_{\text{scal}} 10^{-0.3j}$ ($j = 0-12$), where $\rho_{\text{scal}} = 11\rho_c(0)$ at $t = 25260M$, $\rho_{\text{scal}} = 340\rho_c(0)$ at $t = 27930$, and $\rho_{\text{scal}} = 1000\rho_c(0)$ at $t = 28284M$. The thick (red) line near the lower left corner in the far right graph denotes the apparent horizon. Note that the scale is different for each time slice to show the central region in detail.

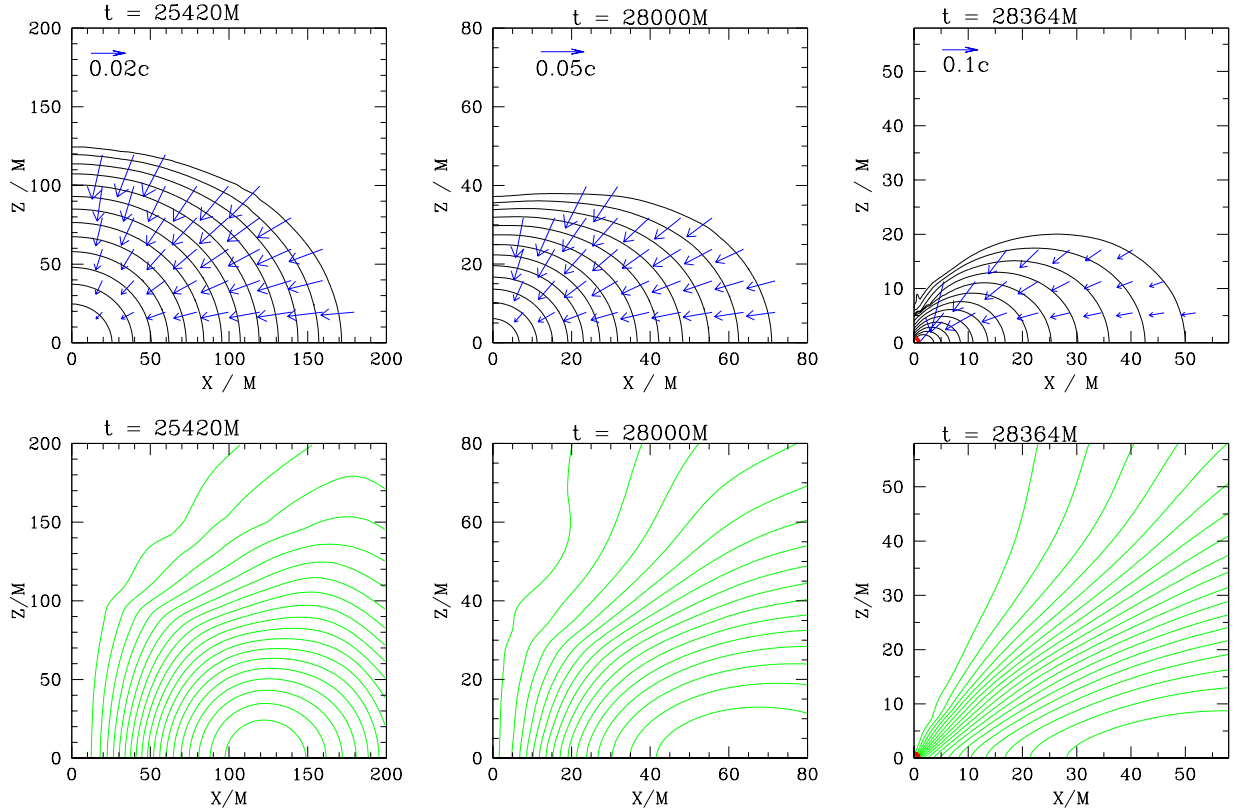


FIG. 4: Density contour curves and velocity vector fields (upper graphs), and magnetic field lines (lower graphs) in the meridional plane for model S1. The thick (red) lines near the lower left corner in the far right graphs denote the apparent horizon. The density levels are drawn for $\rho_0 = \rho_{\text{scal}} 10^{-0.3j}$ ($j = 0-12$), where $\rho_{\text{scal}} = 11\rho_c(0)$ at $t = 25420M$, $\rho_{\text{scal}} = 340\rho_c(0)$ at $t = 28000$, and $\rho_{\text{scal}} = 1000\rho_c(0)$ at $t = 28364M$. The poloidal magnetic field lines are drawn as contours of A_φ , with levels given by $A_\varphi = (j/20)A_{\varphi,\text{max}}$ with $j = 1-19$, where $A_{\varphi,\text{max}}$ is the maximum value of A_φ at the given time. Note that the scale is different for each time slice to show the central region in detail.

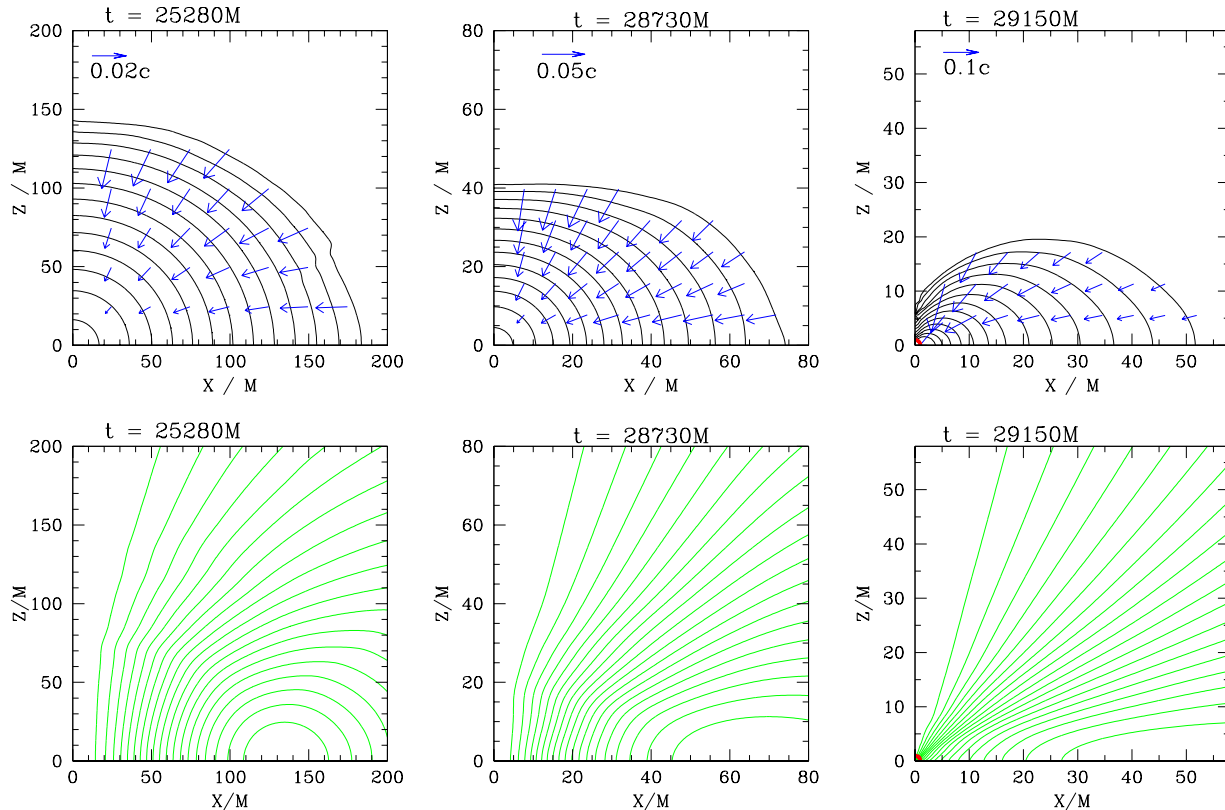


FIG. 5: Same as Fig. 4 but for model S2.

formation of the apparent horizon because of the grid stretching.

To continue the evolution, we excise a spherical region inside the apparent horizon. We start the excision evolution a few $\Delta t \sim M$ after the apparent horizon forms. We are able to follow the evolution reliably for another $\sim 200M$, after which the Hamiltonian and momentum constraints increase substantially. This eventual breakdown is probably because the metric inside the horizon, which is not computed accurately, slowly leaks out to the region outside due to superluminal gauge modes. We are currently investigating other gauge conditions, as well as other techniques to overcome the numerical difficulty. As the collapse proceeds, the mass and angular momentum of the central black hole increase before settling down to quasi-stationary values. Figures 6–8 show the post-excision evolution of the black hole’s irreducible mass M_{irr} , mass M_h , spin parameter J_h/M_h^2 , and the rest mass of the material outside the apparent horizon M_{disk} , for the three models. We see that after $\Delta t \sim 150M$, the black hole settles down to a quasi-stationary state, with $M_h \approx 0.95M$ and $J_h/M_h^2 \approx 0.7$ for all the three models. This result agrees roughly with our earlier simulations and analytic estimates for unmagnetized collapse ($M_h \approx 0.9M$ and $J_h/M_h^2 \approx 0.75$) in [28, 29, 30]. The remaining material, having too much angular momentum, forms a torus surrounding the black hole (see Figs. 9–

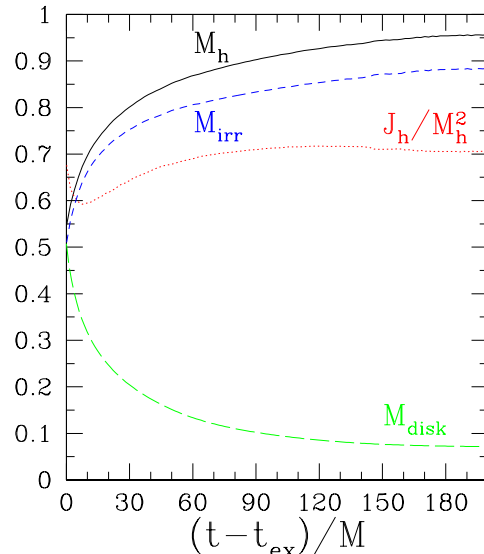


FIG. 6: Post-excision evolution of the mass M_h , spin parameter J_h/M_h^2 , and the irreducible mass M_{irr} of the central black hole, and the rest mass of the disk M_{disk} outside the apparent horizon for model S0. Time is measured from the beginning of excision ($t_{\text{ex}} = 28284M$).

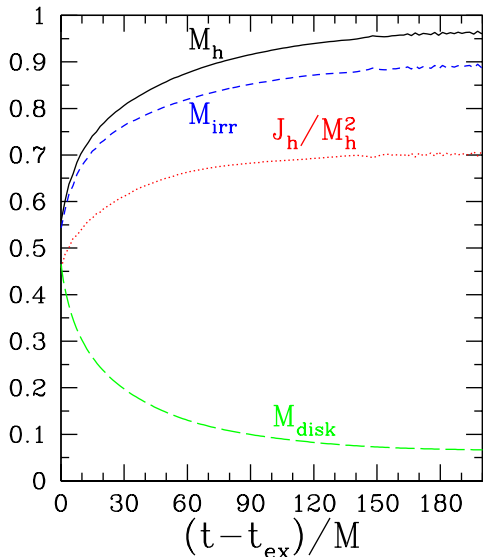


FIG. 7: Same as Fig. 6 but for model S1. Excision starts at $t_{\text{ex}} = 28364M$.

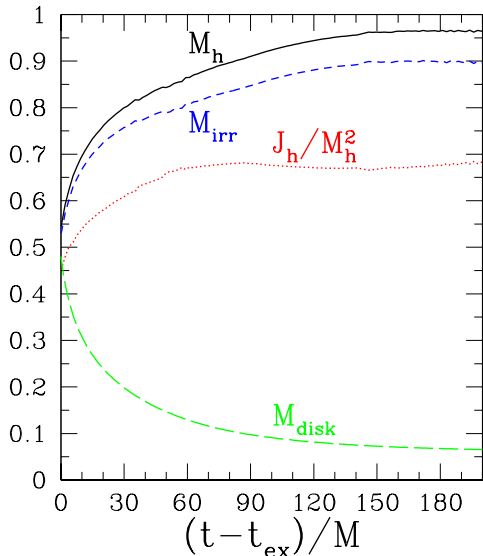


FIG. 8: Same as Fig. 6 but for model S2. Excision starts at $t_{\text{ex}} = 29150M$.

11). Even though the central black hole has settled down after $\sim 150M$, the torus continues to evolve as material from the outer layers gradually reaches the central region. The dynamical timescale at radius r is $t_{\text{dyn}} \approx 2\pi\sqrt{r^3/M}$. Hence $t_{\text{dyn}} \approx 1000M$ at $r = 30M$, and $t_{\text{dyn}} \approx 2000M$ at $r = 50M$. Since the torus extends beyond $50M$, we need to follow the evolution for at least $2000M$. To study the subsequent evolution, we adopt the Cowling approximation by freezing the metric at $t - t_{\text{ex}} \sim 150M$, where t_{ex} is the time when excision starts. This is a fairly good ap-

proximation since the material outside the horizon contributes only $\sim 5\%$ of the total mass and so the metric is dominated by the central black hole, which has settled down. We have compared the results of our Cowling (stationary metric) and non-Cowling (dynamic metric) runs during the transition interval $150M \lesssim t - t_{\text{ex}} \lesssim 200M$ and find good agreement.

Figure 9 shows snapshots of density contours and velocity fields for model S0 in the post-excision evolution. We terminate the simulation at $t - t_{\text{ex}} = 2200M$, where most of the dynamical processes have ended. We find that an outflow develops at $t - t_{\text{ex}} \sim 120M$ near the horizon and becomes prominent at $t - t_{\text{ex}} \approx 170M$. The outflow is due to the fact that material from the outer layers arrives into the inner region with a substantial amount of angular momentum. When it reaches the inner region, the centrifugal barrier prevents it from falling into the black hole. The fluid particles move with “zoom-whirl”-like trajectories [54] and accumulate near the black hole. As more fluid particles arrive and smash into interior layers, the fluid heats up and forms a shock, which propagates outward and creates an outflow along the surface of the torus. While this outflow is still expanding, we find that a secondary, weaker outflow forms at $t - t_{\text{ex}} \sim 160M$, which can be seen in the second and third plots in Fig. 9. A few more episodes of smaller outflow develop as more material from the outer layers arrive. However, the process damps by $t \gtrsim 250M$ by which time most of the material has reached the central region and the residual infalling fluid does not have enough momentum to push on the torus and generate further outflow. To determine if the outflowing material is unbound, we calculate the quantity $-u_t$. As discussed in Sec. II, any unbound fluid particle moving in a low density region (in which pressure and electromagnetic forces are negligible) has $-u_t > 1$. We find that the outflow material is indeed unbound, but the total rest mass of the unbound fluid is only $10^{-3}M$. The outflow reaches the outer boundary of our grid ($r \approx 60M$) after $t - t_{\text{ex}} \gtrsim 500M$. Most of the unbound material leaves the grid after $t - t_{\text{ex}} \gtrsim 700M$. During this same time, the infalling material in the outer region of the torus close to the equatorial plane also rebounds outward because of the centrifugal barrier. We have checked that this outward moving fluid remains bound ($-u_t < 1$), but about $0.02M$ of rest mass leaves the grid by the time we terminate our simulation at $t - t_{\text{ex}} = 2200M$. This outward moving fluid has too much angular momentum to be able to remain in the inner region. The torus in the inner region with $r \lesssim 30M$ settles down to quasi-equilibrium by $t \gtrsim 500M$.

Figures 10 and 11 show snapshots of density contours, velocity fields and poloidal magnetic field lines for models S1 and S2 in the post-excision evolution. We find similar outflow as in the case S0, but the outflow in S2 develops at time $t - t_{\text{ex}} \approx 75M$, much earlier than that in S0. Unlike S0, the outflow in S1 and S2 is generated continuously rather than intermittently. The outflow is

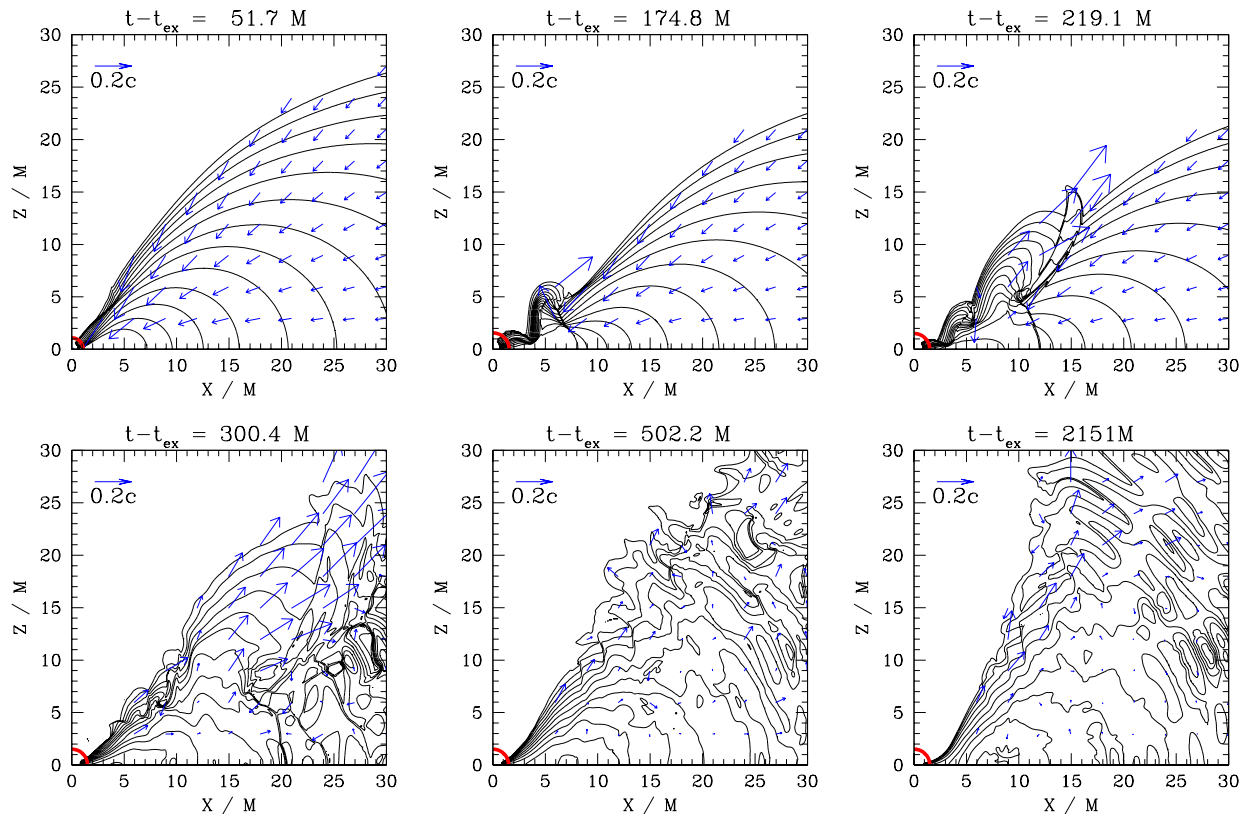


FIG. 9: Snapshots of density contour curves and velocity vectors in the post-excision evolution for model S0. The contours are drawn for $\rho_0 = 100\rho_c(0)10^{-0.3j}$ ($j = 0-10$). The red line denotes the apparent horizon.

stronger than S0 and about $4 \times 10^{-3}M$ of the rest mass becomes unbound for S1 and $8.7 \times 10^{-3}M$ for S2, much larger than the case of S0. In the presence of magnetic fields, the outflow carries the frozen magnetic field and travels outward along the torus's surface. This causes the field lines near the boundary of the outflow and torus to bend (see Figs. 10 and 11). This bending amplifies the magnetic field in that region and hence the outflow is intensified by the extra magnetic pressure. A magnetic shock is also generated in the region, which leads to turbulence in the torus. The bending is more significant in S1 than in S2. This is because in S2, the magnetic field is strong enough to quickly counteract the bending and drives more fluid outward. Figure 12 shows the rest-mass flux F_M , energy flux F_e and angular momentum flux F_J through a spherical surface of radius $50M$ for the three models. We see that the outflow is significantly stronger in the presence of magnetic fields. Figure 12 also indicates that a sustained flux is present in the time period $900M-1200M$ for model S2. We find that this flux is not due to outflow generated near the black hole, but due to a wind that arises in the middle of the torus. We find that in the wind the fluid moves along the magnetic field lines. The inclination angle between the field lines and z -axis is between 20° and 40° . This suggests that the wind is driven by the magneto-centrifugal mech-

anism [33]. The outflows in models S1 and S2 cause the field lines to collimate along the rotation axis of the black hole. For model S2, the outflow and the subsequent wind carry away a substantial amount of magnetic energy from the torus. At $t - t_{\text{ex}} > 1500M$, the wind subsides and the interior of the remaining torus has a weak magnetic field. The outflow and wind in model S2 are so strong that they perturb the equilibrium of the inner torus and causes it to oscillate radially. As in the case of S0, there is bound fluid moving out of the grid as a result of centrifugal bounce in models S1 and S2. By the end of the simulation ($t - t_{\text{ex}} = 2000M$), only $0.04M$ of the rest mass remains in the inner torus in model S1 and $0.02M$ remains in model S2.

Figure 13 shows the rest-mass flux through the apparent horizon for the three models. For model S0, the inward flux decreases with time as the torus settles down to dynamical equilibrium. Without magnetic fields or viscosity, there is no dissipation to drive further accretion. For model S1, we see that at late time ($t - t_{\text{ex}} \gtrsim 800M$) material from the torus accretes into the central black hole in a stochastic manner. Stochastic accretion is often seen in simulations of magnetized accretion disks around stationary black holes (see e.g. [48, 55]). This suggests that the accretion is due to magnetic-induced turbulence in the torus. The turbulence is generated initially by the

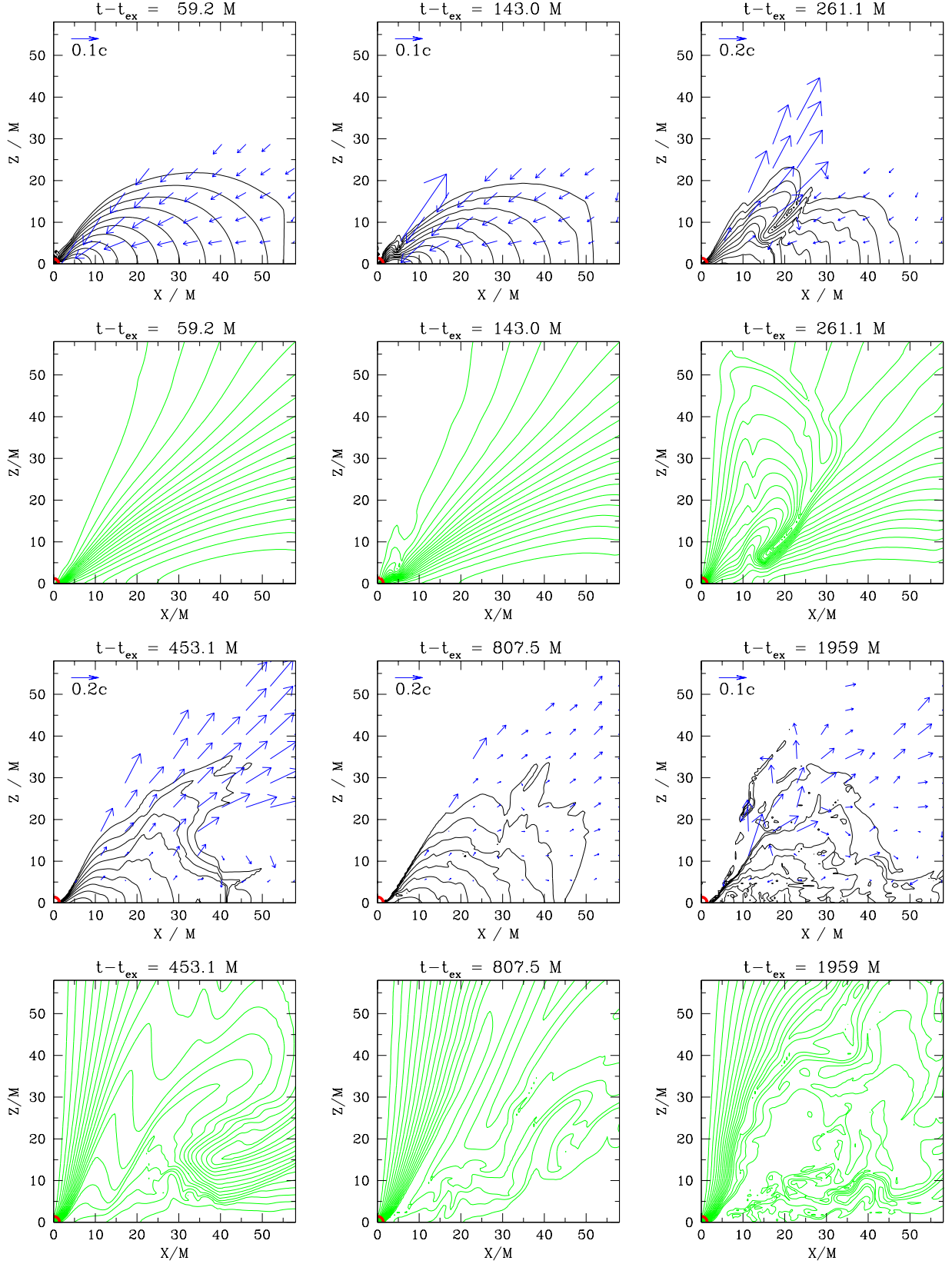


FIG. 10: Snapshots of density contour curves and velocity vectors (first and third rows), and poloidal magnetic field lines (second and fourth rows) in the post-excision evolution of model S1. The contours are drawn for $\rho_0 = 100\rho_c(0)10^{-0.3j}$ ($j = 0-10$). The thick (red) line near the lower left corner denotes the apparent horizon. The poloidal magnetic field lines are drawn for $A_\varphi = (j/20)A_{\varphi,\max}$ with $j = 1-19$.

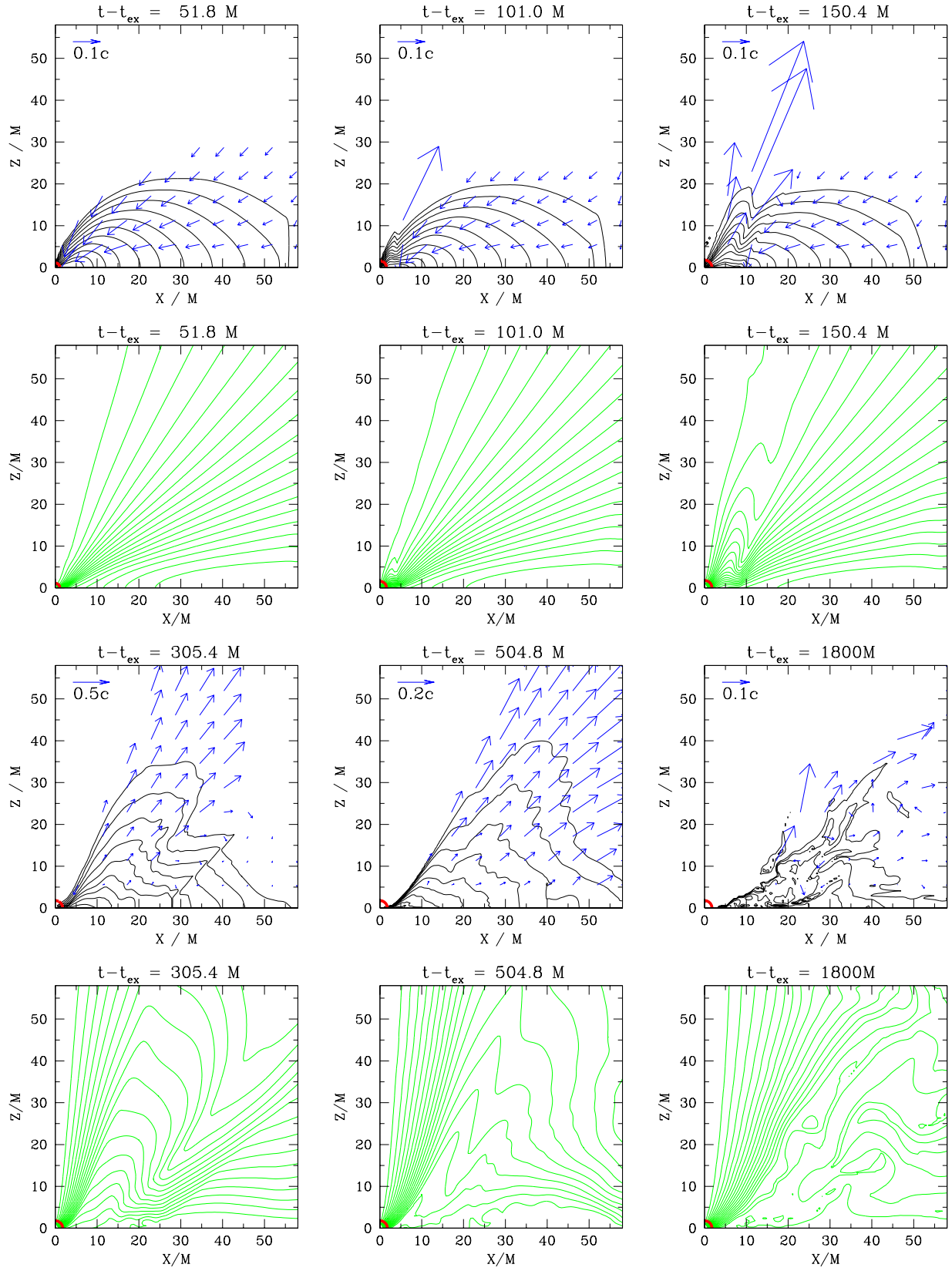


FIG. 11: Same as Fig. 10 but for model S2.

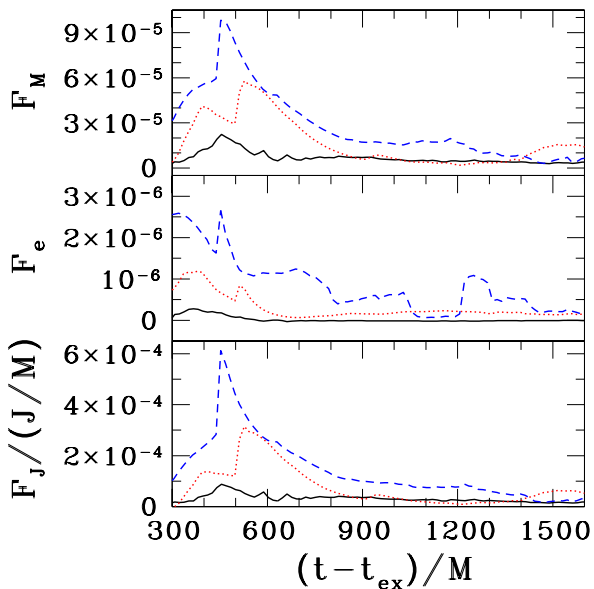


FIG. 12: Rest-mass flux F_M , energy flux F_e and angular momentum flux F_J through a spherical surface of radius $50M$ for models S0 (black solid lines), S1 (red dotted lines) and S2 (blue dashed lines).

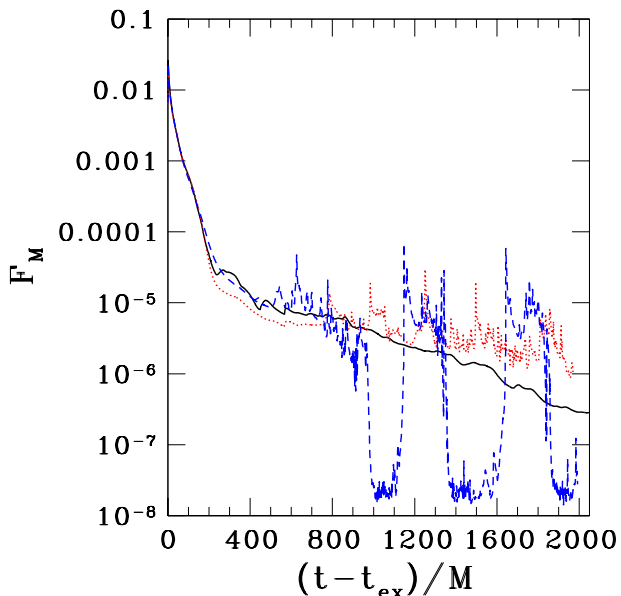


FIG. 13: Rest-mass flux F_M through the apparent horizon for models S0 (black solid lines), S1 (red dotted lines) and S2 (blue dashed lines).

magnetic shock as a result of the outflow, and is then sustained by the MRI. To verify that we are able to resolve the MRI, we compute the wavelength of the fastest growing MRI mode λ_{MRI} using Eq. (27). We find that $\lambda_{\text{MRI}}/\Delta > 15$ in some region near the equatorial plane, where Δ is our grid spacing. This suggests that the MRI can be resolved in our simulation. For model S2, the

radial oscillation of the inner torus causes episodic accretion into the central black hole. When the torus swings away from the black hole, no accretion occurs. Accretion resumes when the torus swings towards the black hole. This explains the episodic mass accretion pattern seen in Fig. 13. The small accretion rate in the figure is due to accretion from the atmosphere.

When the magnetic field strength is much smaller than that in S1, we expect the dynamics of the fluid evolution to be very similar to S0 initially. As in the case of S1 and S2, the outflow is expected to collimate the magnetic field lines and generate magnetic shocks which may create turbulence in the torus. Turbulence can also be generated by the MRI, which operates on the orbital timescale of the torus independent of the field strength. We should then expect to see the stochastic accretion similar to the case in S1. Both a collimated magnetic field and a massive, accretion torus surrounding a central black hole are essential ingredients for launching ultrarelativistic jets [56]. The black hole-torus system observed in our simulations provides a viable central engine for long-soft GRBs.

The radial oscillation observed in model S2 gives rise to gravitational radiation. The oscillation period of $\sim 500M$ corresponds to the gravitational wave frequency $f \sim 1/[500M(1+z)] \sim 0.04(10^4 M_\odot/M)/(1+z)$ Hz at redshift z . For a SMS with $M \gtrsim 10^4 M_\odot$, the signal is in the LISA frequency band. To estimate its amplitude, we apply the quadrupole formula $h \approx 2\ddot{I}/D_L$, where D_L is the source's luminosity distance, I is the tracefree quadrupole moment and $\ddot{I} \sim \omega^2 M_{\text{disk}} \Delta R_c^2 \sim 2\omega^2 M_{\text{disk}} A R_c$. Here $R_c \sim 30M$ is the characteristic radius of the torus and $A \sim 5M$ is the amplitude of the oscillation. Setting $M_{\text{disk}} \sim 0.04M$ and $\omega = 2\pi f$, we obtain

$$h \sim 4 \times 10^{-23} \left(\frac{M}{10^4 M_\odot} \right) \left(\frac{48 \text{Gpc}}{D_L} \right), \quad (35)$$

where $D_L = 48 \text{Gpc}$ corresponds to redshift $z = 5$ in the concordance ΛCDM cosmology model with $H_0 = 71 \text{km s}^{-1} \text{Mpc}^{-1}$, $\Omega_M = 0.27$ and $\Omega_\Lambda = 0.73$ [57]. We note that if the signal can be tracked for n cycles, where n is expected to be a few, the effective wave strength will be increased by a factor of \sqrt{n} . Such a gravitational wave signal may be detectable by LISA [see [58] for LISA's sensitivity curve].

Our simulations are adiabatic and do not take into account the heat loss due to neutrino cooling. To determine if this effect can be neglected during the phase in which the torus forms and evolves around the black hole, we estimate the neutrino cooling timescale. We first compute the temperature in the disk from the specific thermal energy density $\epsilon_{\text{th}} = \epsilon - \epsilon_{\text{cold}}$, where $\epsilon_{\text{cold}} = 3\rho_0^{1/3}$ for our adopted $\Gamma = 4/3$ EOS. We find from our data that the typical values of ρ_0 and ϵ_{th} in the disk at late times are

$$\rho_0 \approx 6000 \left(\frac{M}{10^4 M_\odot} \right)^{-2} \text{g cm}^{-3}, \quad (36)$$

$$\epsilon_{\text{th}}/c^2 \approx 0.005, \quad (37)$$

where we have restored the speed of light c in the above equation. To calculate the temperature T , we adopt the expression of $\epsilon_{\text{th}}(\rho_0, T)$ in [59]:

$$\frac{\epsilon_{\text{th}}}{c^2} = \frac{3kT}{2m_p c^2} \left(\frac{1 + 3X_{\text{nuc}}}{4} \right) + f \frac{aT^4}{\rho_0 c^2}, \quad (38)$$

where k is the Boltzmann constant, a is radiation constant, m_p is proton mass, and X_{nuc} is the mass fraction of free nucleons approximately given by [60] $X_{\text{nuc}} \approx \min[34.8\rho_{10}^{-3/4}T_{11}^{9/8}\exp(-0.61/T_{11}), 1]$. Here $\rho_{10} = \rho_0/10^{10}\text{g cm}^{-3}$ and $T_{11} = T/10^{11}\text{K}$. The first term in Eq. (38) is the specific thermal energy density of an ideal gas, and the second term is the contribution from thermal radiation. The quantity f is a temperature-dependent numerical factor depending on the species of ultrarelativistic particles that contribute to thermal radiation. When $T \gg 2m_e c^2/k \sim 10^{10}\text{K}$, photons, ultrarelativistic electrons and positrons are present (assuming thermal neutrinos are negligible) and $f = 11/4$. On the other hand, when $T \ll 10^{10}\text{K}$, only photons contribute to thermal radiation and $f = 1$. Combining Eqs. (36)–(38), we obtain

$$0.0345(1 + 3X_{\text{nuc}})T_9 + 1.40f \left(\frac{M}{10^4 M_\odot} \right)^2 T_9^4 \approx 5, \quad (39)$$

where $T_9 = T/10^9\text{K}$. For $M = 10^4 M_\odot$, we find $T \approx 1.4 \times 10^9\text{K}$ and, not surprisingly, ϵ_{th} is dominated by thermal photon radiation. At this density and temperature, the torus is optically thin to neutrinos. The cooling rate Q_ν is dominated by the pair neutrino process and the value is $Q_\nu \approx 10^{16}\text{erg cm}^{-3}\text{s}^{-1}$ [61]. The neutrino cooling timescale is $\tau_\nu \sim \rho_0 \epsilon_{\text{th}}/Q_\nu \sim 3 \times 10^6\text{s} \sim 5 \times 10^7 M$, which is much longer than the timescale in our simulations ($\sim 2000M$). Even for $M = 100M_\odot$, we find $\tau_\nu \sim 90\text{s} \sim 2 \times 10^5 M \gg 2000M$. The same conclusion (i.e. $\tau_\nu \gg 2000M$) holds for all $M \gtrsim 100M_\odot$. Hence neutrino cooling can be neglected in the torus evolution.

V. SUMMARY AND CONCLUSION

In this paper, we study the magnetorotational collapse of very massive stars by performing full GRMHD simulations in axisymmetry. We model the pre-collapse star by an $n = 3$ polytrope uniformly rotating near the mass-shedding limit at the onset of radial collapse. We adopt an adiabatic $\Gamma = 4/3$ EOS for the fluid. We study three models, which we label S0, S1 and S2. The three models differ by the strength of the initial magnetic field (see Table I). Model S0 is unmagnetized ($\mathcal{M} = 0$), whereas the ratio of the initial magnetic to kinetic energies (\mathcal{M}/T) are 1% and 10% for models S1 and S2, respectively.

We find that these magnetic fields do not affect the initial collapse significantly. An apparent horizon forms at time $t \approx 29000M$. The black hole grows as the collapse proceeds, and settles down at a time $\sim 150M$ after the

formation of the apparent horizon. For all three models we study, we find that the mass M_h and spin parameter J_h/M_h^2 of the black hole are approximately $0.95M$ and 0.7 respectively, where M is the initial mass of the star. These values roughly agree with the semi-analytic estimates in [28, 29, 30]. The remaining material forms a torus around the central black hole. Although the central black hole has settled down to quasi-stationary equilibrium, the ambient torus continues to evolve as fluid from the outer layers of the star gradually reaches the central region. During this epoch, magnetic fields have substantial influence on the evolution of the torus. The infalling fluid particles have large angular momenta. They pile up near the black hole horizon, are heated by shocks and then get ejected along the surface of the torus, forming an unbound outflow. In the presence of magnetic fields, the outflow bends the magnetic field lines near the boundary of the outflow, which amplifies the field and induces magnetic shocks. The extra magnetic pressure makes the outflow stronger than in the unmagnetized case. The outflow also causes the magnetic fields to collimate along the black hole's rotation axis. For model S0, when the outflow leaves the central region, the torus settles down to equilibrium. For model S1, MHD turbulence generated by magnetic shocks and MRI in the disk causes stochastic accretion of material into the black hole. For model S2, when the outflow leaves, strong magnetic fields in the torus create a magnetic wind, driving more material and magnetic field out of the torus. During this time, the torus acquires a quasiperiodic radial oscillation. The wind subsides as the magnetic field inside the torus decreases. The radial oscillations of the torus induce episodic accretion of material into the central black hole. The oscillations also generate gravitational radiation, which might be detectable by LISA at redshift $z \sim 5$ if the mass of the star satisfies $M \gtrsim 10^4 M_\odot$.

If the initial magnetic field strength is smaller than that in model S1, we expect the evolution to be similar to S1. In particular, the evolution in the collapse phase should remain unchanged. We also expect the outflow to collimate the magnetic field lines and generate magnetic shocks, which then leads to turbulence in the disk. Turbulence will be maintained as a result of the MRI. We thus expect stochastic accretion of the torus as in the case of S1.

In typical cases, the final stage of the magnetorotational collapse consists of a central black hole surrounded by a collimated magnetic field and a massive torus. These are the main ingredients for generating ultrarelativistic jets at large distance from the central source. The final system obtained in our simulations is thus capable of generating a long-soft GRB. In principle, the collapse of a very massive star could result in the simultaneous detection of gravitational waves and a GRB. The gravitational wave signal consists of an initial burst signal due to collapse, a black-hole ring-down signal, and a quasi-periodic signal due to the torus's oscillation if the magnetic field is strong.

A few issues warrant further study. The first is the EOS. Our $\Gamma = 4/3$ adiabatic EOS is a good approximation only for very massive stars. But most of the observed long-soft GRBs are believed to be triggered by the magnetorotational core collapse of smaller-mass Pop I/II stars [34]. The core mass of a Pop I/II star is less than $2M_{\odot}$. A $\Gamma = 4/3$ EOS describes the early phase of core collapse in such a star, when the pressure is dominated by relativistic degenerate electrons. But the EOS stiffens when the core density exceeds nuclear density and this happens before an apparent horizon forms. Also, a realistic EOS for this scenario must incorporate more detailed microphysics and neutrino transport.

A second issue concerns a search for a more robust singularity-avoiding algorithm once a black hole forms. As mentioned in Sec. IV, we are only able to evolve the system for $\sim 200M$ after the black hole formation with our current excision technique. However, the evolution timescale of the torus is $> 2000M$. While this evolution could be reliably tracked in the Cowling approximation, we are interested in more general scenarios. We plan to explore this issue in two ways. The first will be to search for better lapse and shift conditions that can suppress troublesome superluminal gauge modes. The other will be to identify a gauge that can drive the metric inside the horizon to a puncture-like solution, a technique which has been used with great success in binary black hole simulations [62]. Simple experimentation with vacuum black holes and black holes immersed in hydrodynamic fluid suggest that there exist such gauge choices [63].

The third issue concerns our assumption of axisymmetry. Nonaxisymmetric instabilities such as bar and/or

one-armed spiral instabilities may develop during the collapse, which could affect the subsequent dynamics (but see [64] for a treatment of unmagnetized collapse in full $3 + 1$ post-Newtonian gravitation). Additionally, the MHD turbulence developed as a result of magnetic shocks and the MRI will be different. In particular, turbulence arises and persists more readily in $3 + 1$ due to the lack of symmetry. More specifically, according to the axisymmetric anti-dynamo theorem [65], sustained growth of the magnetic field energy is not possible through axisymmetric turbulence. However, a full $3 + 1$ GRMHD simulation covering the required dynamic range for massive stellar collapse is computationally challenging and possibly beyond the resources currently available. This is because the torus extends to a large distance away from the central black hole, requiring vast dynamic range, and the dynamical timescale of the torus is very long. Though simulations in full $3 + 1$ dimensions will eventually be necessary to capture the full behavior of the collapse, the $2 + 1$ results presented here likely provide a reasonable first approximation.

Acknowledgments

Numerical computations were performed at the National Center for Supercomputing Applications at the University of Illinois at Urbana-Champaign (UIUC). This work was supported in part by NSF Grants PHY-0205155, PHY-0345151 and PHY-0650377, NASA Grants NNG04GK54G, NNX07AG96G and NNG046N90H at UIUC.

-
- [1] A. Loeb, and R. Barkana, *Ann. Rev. Astron. & Astrophys.*, **39**, 19 (2001); V. Bromm, and R.B. Larson, *Ann. Rev. Astron. & Astrophys.*, **42**, 79 (2004).
 - [2] J.P. Ostriker, and N.Y. Gnedin, *Astrophys. J. Lett.*, **472**, L63 (1996); V. Bromm, P.S. Coppi, and R.B. Larson, *Astrophys. J. Lett.*, **527**, L5 (1999); T. Abel, G.L. Bryan, and M.L. Norman, *Astrophys. J.*, **540**, 39 (2000).
 - [3] F. Nakamura, and M. Umemura, *Astrophys. J.*, **548**, 19 (2001).
 - [4] C.L. Fryer, S.E. Woosley, and A. Heger, *Astrophys. J.*, **550**, 372 (2001);
 - [5] N. Smith et al., submitted to *Astrophys. J.* (arXiv:astro-ph/0612617v2).
 - [6] M.J. Rees, *Ann. Rev. Astron. & Astrophys.*, **22**, 471 (1984);
 - [7] M.J. Rees, in *Black Holes and Relativistic Stars*, ed. R.M. Wald (Chicago: Chicago Univ. Press), 79 (1998); M.J. Rees, in *Black Holes in Binaries and Galactic Nuclei*, ed. L. Kaper, E.P.J. van den Heuvel, and P.A. Woudt (New York: Springer-Verlag), 351 (2001); F.D. Macchetto, in *Towards a New Millennium in Galaxy Morphology*, ed. D.L. Block, I. Puerari, A. Stockton, and D. Ferreira (Dordrecht: Kluwer, 1999); F.D. Macchetto, *Astrophys. Space Sci.*, **269**, 269 (1999).
 - [8] D. Richstone et al, *Nature*, **395**, A14 (1998); L.C. Ho, in *Observational Evidence for Black Holes in the Universe*, ed. S.K. Chakrabarti (Dordrecht: Kluwer), 157 (1999).
 - [9] R. Genzel, A. Eckart, T. Ott, and F. Eisenhauer, *Mon. Not. Royal Astro. Soc.*, **291**, 219 (1997); A.M. Ghez, M. Morris, E.E. Becklin, A. Tanner, and T. Kremenek, *Nature*, **407**, 349 (2000); A.M. Ghez, E. Becklin, G. Duchene, S. Hornstein, M. Morris, S. Salim, and A. Tanner, *Astron. Nachr./AN Supp. issue No. 1*, **324**, 527 (2003); R. Schödel et al., *Nature*, **419**, 694 (2002).
 - [10] X. Fan et al, *Astron. J.*, **125**, 1649 (2003).
 - [11] S.L. Shapiro, in *Carnegie Observatories Astrophysics Series, Vol. 1: Coevolution of Black Holes and Galaxies*, ed. L. C. Ho (Cambridge Univ. Press: Cambridge), p. 103 (2004).
 - [12] O.Y. Gnedin, *Class. & Quant. Grav.*, **18**, 3983 (2001); V. Bromm, and A. Loeb, *Astrophys. J.*, **596**, 34 (2003).
 - [13] P. Madau, and M. Rees, *Astrophys. J. Lett.*, **551**, L27 (2001).
 - [14] J.C. McKinney, and C.F. Gammie, *Astrophys. J.*, **611**, 977 (2004).
 - [15] C.F. Gammie, S.L. Shapiro, and J.C. McKinney, *Astrophys. J.*, **602**, 312 (2004).
 - [16] J-P. De Villiers, J.F. Hawley, J.H. Krolik, and S. Hirose,

- Astrophys. J., **620**, 878 (2005).
- [17] V. P. Velikhov, Soc. Phys. JETP, **36**, 995 (1959); S. Chandrasekhar, Proc. Natl. Acad. Sci. USA, **46**, 253 (1960).
- [18] S. A. Balbus and J. F. Hawley, Astrophys. J. **376**, 214 (1991)
- [19] S. A. Balbus and J. F. Hawley, Rev. Mod. Phys. **70**, 1 (1998).
- [20] S.L. Shapiro, Astrophys. J., **620**, 59 (2005); M. Volonteri, and M.J. Rees, Astrophys. J., **650**, 669 (2006).
- [21] Ya.B. Zeldovich, and I.D. Novikov, *Relativistic Astrophysics*, University of Chicago Press, Chicago (1971).
- [22] S.L. Shapiro and S.A. Teukolsky, *Black Holes, White Dwarfs, and Neutron Stars*, Wiley Interscience (New York, 1983).
- [23] F. Herrmann, I. Hinder, D. Shoemaker, P. Laguna, and R.A. Matzner, Astrophys. J., in press (gr-qc/0701143); M. Koppitz, D. Pollney, C. Reisswig, L. Rezzolla, J. Thornburg, P. Diener, and E. Schnetter, gr-qc/0701163; M. Campanelli, C.O. Lousto, Y. Zlochower, and D. Merritt, Astrophys. J., in press (gr-qc/0701164); J.A. Gonzalez, M.D. Hannam, U. Sperhake, B. Bruggmann, and S. Husa, gr-qc/0702052; M. Campanelli, C.O. Lousto, Y. Zlochower, and D. Merritt, gr-qc/0702133; W. Tichy, and P. Marronetti, gr-qc/0703075.
- [24] M. Volonteri, submitted to Astrophys. J. Lett. (astro-ph/0703180).
- [25] S.A. Hughes, and R.D. Blandford, Astrophys. J. Lett., **585**, L101 (2003).
- [26] T.W. Baumgarte, and S.L. Shapiro, Astrophys. J., **526**, 941 (1999).
- [27] G.S. Bisnovatyi-Kogan, Ya.B. Zeldovich, and I.D. Novikov, Soviet Astron., **11**, 419 (1967).
- [28] M. Shibata, and S.L. Shapiro, Astrophys. J., **572**, L39 (2002).
- [29] S.L. Shapiro, and M. Shibata, Astrophys. J., **577**, 904 (2002).
- [30] S.L. Shapiro, Astrophys. J., **610**, 913 (2004).
- [31] M. Alcubierre and B. Brügmann, Phys. Rev. D **63**, 104006 (2001); H.-J. Yo, T. W. Baumgarte, and S. L. Shapiro, Phys. Rev. D **66**, 084026 (2002);
- [32] M. D. Duez, S. L. Shapiro, and H.-J. Yo, Phys. Rev. D **69**, 104016 (2004).
- [33] R. D. Blandford and D. G. Payne, Mon. Not. R. Astro. Soc. **199**, 883 (1982).
- [34] A. MacFadyen, and S.E. Woosley, Astrophys. J., **524**, 262 (1999).
- [35] R. Schneider, D. Guetta, and A. Ferrara, Mon. Not. Roy. Astro. Soc., **334**, 173 (2002); V. Bromm, and A. Loeb, Astrophys. J., **642**, 382 (2006).
- [36] M. D. Duez, Y. T. Liu, S. L. Shapiro, and B. C. Stephens, Phys. Rev. D **72**, 024028 (2005).
- [37] M. Shibata and T. Nakamura, Phys. Rev. D **52**, 5428 (1995); T. W. Baumgarte and S. L. Shapiro, Phys. Rev. D **59**, 024007 (1998).
- [38] M. Alcubierre, S. Brandt, B. Brügmann, D. Holz, E. Seidel, R. Takahashi and J. Thornburg, Int. J. Mod. Phys. D **10**, 273 (2001).
- [39] B. J. van Leer, J. Comput. Phys. **23**, 276 (1977).
- [40] A. Harten, P. D. Lax, and B. J. van Leer, SIAM Rev. **25**, 35 (1983).
- [41] J.R. Bond, W.D. Arnett, and B.J. Carr, Astrophys. J., **280**, 825 (1984).
- [42] G.B. Cook, S.L. Shapiro, and S.A. Teukolsky, Astrophys. J., **398**, 203 (1992).
- [43] G. Tóth, J. Comput. Phys. **161**, 605 (2000); C.F. Gammie, J.C. McKinney, and G. Tóth, Astrophys. J. **589**, 444 (2003).
- [44] M. Shibata and Y.-I. Sekiguchi, Phys. Rev. D **72**, 044014 (2005).
- [45] M. D. Duez, Y. T. Liu, S. L. Shapiro, M. Shibata, and B. C. Stephens, Phys. Rev. Lett. **96**, 031101 (2006); M. Shibata, M. D. Duez, Y. T. Liu, S. L. Shapiro, and B. C. Stephens, Phys. Rev. Lett. **96**, 031102 (2006).
- [46] M. D. Duez, Y. T. Liu, S. L. Shapiro, M. Shibata, and B. C. Stephens, Phys. Rev. D, **73**, 104015 (2006).
- [47] M. Shibata, Y.T. Liu, S.L. Shapiro, and B.C. Stephens, Phys. Rev. D, **74**, 104026 (2006).
- [48] J-P. De Villiers, J.F. Hawley, and J.H. Krolik, Astrophys. J., **599**, 1238 (2003).
- [49] T. Abel, G.L. Bryan, and M.L. Norman, *ASP Conference Proceedings, Vol. 285*, edited by E.K. Grebel & W. Brandner (San Francisco: Astro. Soc. of the Pacific, 2002).
- [50] Y. Suwa, T. Takiwaki, K. Kotake, and K. Sato, accepted for publication in PASJ (arXiv:0704.1945v1 [astro-ph]).
- [51] R. M. Wald, *General Relativity* (Univ. of Chicago, Chicago, 1984), p. 297.
- [52] A. Ashtekar, and B. Krishnan, Living Rev. Relativity, **7**, 10 (2004) (<http://www.livingreviews.org/lrr-2004-10>); O. Dreyer, B. Krishnan, D. Shoemaker, and E. Schnetter, Phys. Rev. D, **67**, 024018 (2003).
- [53] M. Campanelli, C.O. Lousto, and Y. Zlochower, Phys. Rev. D, **74**, 084023 (2006).
- [54] K. Glampedakis, and D. Kennefick, Phys. Rev. D, **66**, 044002 (2002)..
- [55] J.C. McKinney, and C.F. Gammie, Astrophys. J., **611**, 977 (2004).
- [56] J-P. De Villiers, J. Staff, and R. Ouyed, (arXiv:astro-ph/0502225v2).
- [57] D.N. Spergel et al., Astrophys. J., in press (arXiv:astro-ph/0603449v2).
- [58] LISA Sensitivity Curve White Paper (http://www.srl.caltech.edu/lisa/tdi_wp/LISA_Whitepaper.pdf)
- [59] R. Popham, S.E. Woosley, and C. Fryer, Astrophys. J., **518**, 356 (1999).
- [60] Y.-Z. Qian, and S.E. Woosley, Astrophys. J., **471**, 331 (1996).
- [61] N. Itoh, T. Adachi, M. Nakagawa, and Y. Kohyama, Astrophys. J., **339**, 354 (1989).
- [62] M. Campanelli, C.O. Lousto, P. Marronetti, and Y. Zlochower, Phys. Rev. Lett. **96**, 111101 (2006); J.G. Baker, J. Centrella, D.I. Choi, M. Koppitz, and J. van Meter, Phys. Rev. Lett. **96**, 111102 (2006).
- [63] J.A. Faber, T.W. Baumgarte, Z.B. Etienne, S.L. Shapiro, and K. Taniguchi, submitted to Phys. Rev. D.
- [64] M. Saijo, T.W. Baumgarte, S.L. Shapiro, and M. Shibata, Astrophys. J., **569**, 349 (2002).
- [65] H.K. Moffatt, *Magnetic Field Generation in Electrically Conducting Fluids* (Cambridge Univ. Press, 1978).