

AN EFFICIENT METHOD FOR PRICING AMERICAN OPTIONS FOR JUMP DIFFUSIONS ^{*†}

Erhan Bayraktar [‡]

Hao Xing [§]

Abstract

We approximate the price of the American put for jump diffusions by a sequence of functions, which are computed iteratively. This sequence converges to the price function uniformly and exponentially fast. Each element of the approximating sequence solves an optimal stopping problem for geometric Brownian motion, and can be numerically constructed using the classical finite difference methods. We present examples to illustrate our algorithm's numerical performance.

Key Words. Pricing derivatives, American options, jump diffusions, barrier options, finite difference methods.

1 Introduction

We develop an efficient method for pricing American options for jump diffusion models, which are heavily used since they can capture the excess kurtosis and skewness of the stock price returns, and they can produce the smile in the implied volatility curve (see Cont and Tankov (2003)). Two well-known examples of these models are i) the model of Merton (1976), in which the jump sizes are log-normally distributed, and ii) the model of Kou and Wang (2004), in which the logarithm of jump sizes have the so called double exponential distribution. Our numerical method that is able to handle a very general class of jump diffusion models including these two.

The pricing in the context of these models is difficult since the prices of options satisfy integro-partial differential equations (integro-pdes), i.e. they have non-local integral terms, and the usual finite-difference methods are not directly applicable (see Cont and Tankov (2003)). Development of numerical algorithms for pricing is a very active area of research, see e.g. Cont and Tankov (2003), d'Halluin et al. (2004), d'Halluin et al. (2005), Kou and Wang (2004), Kou et al. (2005), Metwally and Atiya (2003). Development of new ideas are still needed to improve the performance of the existing results to price options for jump diffusion models whose jumps come from arbitrary distributions.

An ideal numerical algorithm, which is most often an iterative scheme, ^{*}should monotonically converge to the true price uniformly (across time and space) and exponentially fast^{*}, that is, the error bounds should be very tight. This is the only way one can be sure that the price output of the algorithm is close to the true price after a reasonable amount of runtime and without having to compare the price obtained from the algorithm to other algorithms' output. It is also desirable to obtain a scheme ^{**}that does not deviate from the numerical pricing schemes, such as finite difference methods, that were developed for models that do not account for jumps^{**}. Financial engineers working in the industry are already familiar with finite difference schemes such as (projected) SOR (see e.g. Wilmott et al. (1995)) to solve partial differential equations, but may not be familiar with the intricacies involved in solving

^{*}This research is partially supported by NSF Research Grant, DMS-0604491.

[†]Department of Mathematics, University of Michigan, 530 Church Street, Ann Arbor, MI 48109.

[‡]e-mail:erhan@umich.edu.

[§]e-mail: haoxing@umich.edu

integro-partial differential equations developed in so many other papers in the literature. It would be ideal for them if they could use what they already know with only a slight modification to solve for the prices in a jump diffusion model. In this paper, we develop an algorithm which establishes both * and **. We will baptize this algorithm as the “Iterated SOR”. In the next section we will introduce the details of this scheme, and the third section we will analyze the performance of our numerical algorithm and price American, Barrier and European options for the models of Kou and Wang (2004) and Merton (1976).

2 The Iterated SOR

We will consider a jump diffusion model for the stock price S_t with $S_0 = S$, and assume that return process $X_t := \log(S_t/S)$, under the risk neutral measure, is given by

$$dX_t = \left(\mu - \frac{1}{2}\sigma^2 \right) dt + \sigma dW_t + \sum_{i=1}^{N_t} Y_i, \quad X_0 = 0, \quad (1)$$

in which $\mu = r + \lambda - \lambda\xi$, r is the risk-free rate, W_t is a Brownian motion, N_t is a Poisson process with rate λ independent of the Brownian motion, Y_i are independent and identically distributed, and come from a common distribution F , whose mean is $\xi = \int_{\mathbb{R}_+} zv(dz)$, which we assume to be finite. The price function of the American put with strike price K is

$$V(x, t) := \sup_{\tau \in \mathcal{S}_{t,T}} \mathbb{E}\{e^{-r\tau}(K - S_\tau)^+ | S_t = S\}, \quad (2)$$

in which $\mathcal{S}_{t,T}$ is the set of stopping times that belong to the interval $[t, T]$ (t is the current time, T is the maturity of the option). Instead of working with the pricing function V directly, which is known to satisfy the integro-differential equation,

$$\begin{aligned} \frac{\partial}{\partial t} V(S, t) + \mathcal{A}V(S, t) + \lambda \cdot \int_{\mathbb{R}_+} V(e^z \cdot S, t) F(dz) - (r + \lambda) \cdot V(S, t) &= 0 \quad S > x(t), \\ V(S, t) &= (K - S), \quad S \leq x(t), \end{aligned} \quad (3)$$

in which, \mathcal{A} is the differential operator

$$\mathcal{A} := \frac{1}{2}\sigma^2 S^2 \frac{d^2}{dx^2} + \mu S \frac{d}{dx}. \quad (4)$$

and $t \rightarrow x(t)$, $t \in [0, T]$, is the exercise boundary that needs to be determined along with the pricing function V , we will construct a sequence of pricing problems for the geometric Brownian motion

$$dS_t^0 = \mu S_t^0 dt + \sigma S_t^0 dW_t, \quad S_0^0 = S. \quad (5)$$

To this end, let us introduce a functional operator J , whose action on a test function $f : \mathbb{R}_+ \times [0, T] \rightarrow \mathbb{R}_+$ is the solution of the following pricing problem for the geometric Brownian motion: $(S_t^0)_{t \geq 0}$

$$Jf(S, t) = \sup_{\tau \in \mathcal{S}_{t,T}} \mathbb{E} \left\{ \int_0^\tau e^{-(r+\lambda)t} \lambda \cdot Pf(S_t^0, t) dt + e^{-(r+\lambda)\tau} (K - S_\tau^0)^+ | S_t^0 = S \right\}, \quad (6)$$

in which

$$Pf(S, t) = \int_{\mathbb{R}_+} f(e^z \cdot S, t) F(dz) = \mathbb{E}[f(e^Z S, t)], \quad S \geq 0, \quad (7)$$

for a random variable Z whose distribution is F . Let us define a sequence of pricing functions by

$$v_0(S, t) = (K - S)^+, \quad v_{n+1}(x, t) = Jv_n(S, t), \quad n \geq 0, \quad \text{for all } (S, t) \in \mathbb{R}_+ \times [0, T]. \quad (8)$$

For each $n \geq 1$, the pricing function v_n satisfies a classical free-boundary problem (instead of a free boundary problem with an integro-differential equation)

$$\begin{aligned} \frac{\partial}{\partial t} v_n(S, t) + \mathcal{A}v_n(S, t) - (r + \lambda) \cdot v_n(S, t) &= -\lambda \cdot (Pv_{n-1})(S, t), \quad S > x_n(t), \\ v_n(S, t) &= (K - x), \quad S \leq x_n(t), \end{aligned} \quad (9)$$

in which $t \rightarrow x_n(t)$ is a free-boundary (exercise boundary) which needs to be determined. The solution of (9) can be determined using a classical finite difference method (we used SOR in the examples below) given that the function v_{n-1} is available. The term on the right-hand-side of (9) can be computed either using Monte-Carlo or a numerical integrator (we used the trapezoidal rule in our examples). Iterating the SOR method a few times (in the examples below 4 times was enough for a 1 cent accuracy) we are able to obtain the American option price V accurately since the sequence of functions $(v_n)_{n \geq 0}$ converges to V uniformly and exponentially fast:

$$v_n(S, t) \leq V(S, t) \leq v_n(S, t) + K \left(1 - e^{-(r+\lambda)(T-t)}\right)^n \left(\frac{\lambda}{\lambda + r}\right)^n, \quad S \in \mathbb{R}_+, t \in (0, T). \quad (10)$$

The convergence and other properties of the sequence $(v_n)_{n \geq 0}$ is analyzed by Bayraktar (2007).

3 The Numerical Performance of the Iterated SOR

In this section, we present the numerical performance of the Iterated SOR algorithm. First, we compare the prices we obtain to the prices obtained in the literature. We also list the time it takes to obtain the price at 1 cent accuracy (see Tables 1, 2 and 3).

In Table 1, we take the jump distribution F to be the double exponential distribution

$$F(dz) = (p\eta_1 e^{-\eta_1 z} 1_{\{z \geq 0\}} + (1-p)\eta_2 e^{\eta_2 z} 1_{\{z < 0\}}) dz. \quad (11)$$

We compare our performance with that of Kou and Wang (2004) and Kou et al. (2005). Kou and Wang (2004) obtain an approximate American option price formula, for by reducing the integro-pde equation V solves to a integro-ode following Barone-Adesi and Whaley (1987) This approximation is accurate for small and large maturities. Also, they do not provide error bounds, the magnitude of which might depend on the parameters of the problem, therefore one might not be able to use this price approximation without the guidance of another numerical scheme. A more accurate numerical scheme using an approximation to the exercise boundary and Laplace transform was later developed by Kou et al. (2005). Our performance has the same order of magnitude as theirs. Our method's advantage is that it works for a more general jump distribution and we do not have to assume a double exponential distribution for jumps as Kou and Wang (2004) and Kou et al. (2005) do.

In Table 2 we compute the prices of American and European options in a Merton jump diffusion model, in which the jump distribution F is specified to be the Gaussian distribution

$$F(dz) = \frac{1}{\sqrt{2\pi\tilde{\sigma}^2}} \exp\left(-\frac{(z - \tilde{m}u)^2}{\tilde{\sigma}^2}\right) dz. \quad (12)$$

We list the accuracy and time characteristics of the Iterated SOR. We compare our prices to the ones obtained by d'Halluin et al. (2004, 2005). We are also able to obtain the prices of Barrier options as illustrated in Table 3. We compare the prices we obtain with Metwally and Atiya (2003). We do not list the time it takes for the alternative algorithms in the last two tables, either because they are not listed in the original papers or they take unreasonably long time. Our pricing mechanism is simpler than the ones in these papers since we simply iterate the classical SOR.

Our results are obtained using the SOR, which we use to solve the free boundary problem (8) numerically for each n , but of course one can replace SOR with some other numerical scheme. This

might very well speed up the computations. However, we prefer to stick to SOR because of its simplicity and the reasonable accuracy it obtains in a small amount of time (see the Tables 1, 2 and 3). All our computations are performed with C++ on a Pentium IV, 3.0 GHz machine.

Next, we illustrate the behavior of the sequence of functions $(v_n(S, t))_{n \geq 0}$ and its limit V in Figures 1, 2 and 3. All the figures are obtained for an American put option in the case of the double exponential jump with $K = 100$, $S_0 = 100$, $T = 0.25$, $r = 0.05$, $\sigma = 0.2$, $\lambda = 3$, $p=0.6$, $\eta_1 = 25$, $\eta_2 = 25$ (the 8th row of Table 1) at a single run.

1. In Figure 1, we show, how $V(S, 0)$ depends on the time to maturity, and that it fits smoothly to the put-pay-off function at $x(0)$ (the exercise boundary). The y -axis is the difference between the option price and the pay-off function. As the time to maturity increases, the option price $V(S, 0)$ increases while the value function of the exercise boundary $x(0)$ decreases. Although, the stock price process has jumps, the option price smoothly fits the pay-off function at $x(0)$, as in the classical Black-Scholes case without the jumps.
2. In Figure 2, we illustrate the convergence of the exercise boundaries $t \rightarrow x_n(t)$, $n \geq 1$. Note that for all values of n , $x_n(t)$ is a convex function, with $x_n(T) = K$. Also it is worth noting that $(x_n(t))_{n \geq 0}$ is a decreasing sequence, for all $t \in [0, T]$, which implies that the continuation region is getting larger, and that the convergence of the free boundary sequence is extremely fast. In fact, human eye can not detect the difference between the third and the fourth iteration.
3. In Figure 3, we illustrate the convergence of the sequence of prices $(v_n(S, 0))_{n \geq 0}$. Observe that this is a monotonically increasing sequence and it converges to its limit $V(S, 0)$ very fast.

Table 1: Comparison between the proposed iterated SOR method with the method in Kou and Wang (2004) and Kou et al. (2005). Amin's price is calculated in Kou and Wang (2004) by using the enhanced binomial tree method as in Amin (1993). The accuracy of Amin's price is up to about a penny. The KPW 5EXP price from Kou et al. (2005) is calculated on a Pentium IV, 1.8 GHz, while the iterated SOR price is calculated on Pentium IV, 3.0GHz, both using C++ implementation. Run times are in seconds.

American Put-Double Exponential Jump Diffusion Model with p=0.6														
Parameter Values						Amin's	KW		KPW 5EXP			Iterated SOR		
K	T	σ	λ	η_1	η_2	Price	Value	Error	Value	Error	Time	Value	Error	Time
90	0.25	0.2	3	25	25	0.75	0.76	0.01	0.74	-0.01	3.21	0.744	-0.006	0.391
90	0.25	0.2	3	25	50	0.65	0.66	0	0.65	0	3.25	0.660	0.01	0.375
90	0.25	0.2	3	50	25	0.68	0.69	0.01	0.68	0	2.97	0.682	0.002	0.407
90	0.25	0.2	3	50	50	0.59	0.60	0.01	0.59	0	2.89	0.598	0.008	0.390
90	0.25	0.3	3	25	25	1.92	1.93	0.01	1.92	0	2.40	1.914	-0.006	0.484
90	0.25	0.2	7	25	25	1.03	1.04	0.01	1.02	-0.01	3.18	1.029	-0.001	0.407
90	0.25	0.3	7	25	25	2.19	2.20	0.01	2.18	-0.01	2.97	2.196	0.006	0.765
100	0.25	0.2	3	25	25	3.78	3.78	0	3.77	-0.01	3.08	3.797	0.017	0.578
100	0.25	0.2	3	25	50	3.66	3.66	0	3.65	-0.01	3.29	3.642	-0.018	0.563
100	0.25	0.2	3	50	25	3.62	3.62	0	3.62	0	2.88	3.600	-0.020	0.687
100	0.25	0.2	3	50	50	3.50	3.50	0	3.50	0	3.00	3.481	-0.019	0.641
100	0.25	0.3	3	25	25	5.63	5.62	-0.01	5.63	0	2.44	5.624	-0.006	0.906
100	0.25	0.2	7	25	25	4.26	4.27	0.01	4.26	0	3.48	4.242	-0.018	0.750
100	0.25	0.3	7	25	25	5.99	5.99	0	5.99	0	2.95	5.974	-0.016	1.047
90	1	0.2	3	25	25	2.91	2.96	0.05	2.90	-0.01	2.43	2.914	0.004	0.797
90	1	0.2	3	25	50	2.70	2.75	0.05	2.69	-0.01	2.38	2.688	-0.012	0.781
90	1	0.2	3	50	25	2.66	2.72	0.06	2.67	0.01	2.55	2.656	-0.004	0.875
90	1	0.2	3	50	50	2.46	2.51	0.05	2.45	-0.01	2.30	2.461	0.001	0.813
90	1	0.3	3	25	25	5.79	5.85	0.06	5.79	0	2.48	5.788	-0.002	1.188

Table 2: Option price in Merton jump-diffusion model.
 $K=100$, $T=0.25$, $r=0.05$, $\sigma = 0.15$, $\lambda = 0.1$. Stock price has lognormal jump distribution with $\tilde{\mu} = -0.9$ and $\tilde{\sigma} = 0.45$.

Option Type ^b	S(0)	dFLV ^a	Value	Error	Time
American Put	90	10.004	10.003	-0.001	0.781
	100	3.241	3.240	-0.001	
	110	1.420	1.405	-0.015	
European Put	100	3.149	3.150	+0.001	0.547
European Call	90	0.528	0.524	-0.004	0.453
	100	4.391	4.398	+0.007	
	110	12.643	12.634	-0.009	

^aThe dFLV price comes from d'Halluin et al. (2004, 2005).

^bThe option prices for different $S(0)$ are obtained from a single run.

Table 3: European down-and-out barrier call option with Merton jump-diffusion model
 $K=110$, $S(0)=100$, $T=1$, $r=0.05$, $\sigma = 0.25$, $\lambda = 2$, rebate $R=1$, the Stock price has lognormal jump distribution with $\tilde{\mu} = 0$ and $\tilde{\sigma} = 0.1$.

Barrier H	MA Price ^a	Iterated SOR		
		Value	Error	Time
85	9.013	8.988	-0.025	2.063
95	5.303	5.252	-0.051	1.875

^aThe MA price comes from Metwally and Atiya (2003)

References

- Amin, K. I. (1993). Jump diffusion option valuation in discrete time, *The Journal of Finance* **48**: 1833–1863.
- Barone-Adesi, G. and Whaley, R. E. (1987). Efficient analytic approximation of american option values, *Journal of Finance* **42**: 301–320.
- Bayraktar, E. (2007). Remarks on the American put option for jump diffusions, *available at* <http://arxiv.org/abs/math/0703538>.
- Cont, R. and Tankov, P. (2003). *Financial Modeling with Jump Processes*, Chapman & Hall / CRC Press, 2003, New York.
- d'Halluin, Y., Forsyth, P. A. and Labahn, G. (2004). A penalty method for american options with jump diffusion processes, *Numerische Mathematik* **97**: 321–352.
- d'Halluin, Y., Forsyth, P. A. and Vetzal, K. R. (2005). Robust numerical methods for contingent claims under jump diffusions, *IMA Journal of Numerical Analysis* **25**: 87–112.
- Kou, S. G., Petrella, G. and Wang, H. (2005). Pricing path-dependent options with jump risk via laplace transforms, *Kyoto Economic Review* **74**: 1–23.
- Kou, S. G. and Wang, H. (2004). Option pricing under a double exponential jump diffusion model, *Management Science* **50**: 1178–1192.
- Merton, R. C. (1976). Option pricing when the underlying stock returns are discontinuous, *Journal of Financial Economics* **3**: 125–144.
- Metwally, S. A. K. and Atiya, A. F. (2003). Fast monte carlo valuation of barrier options for jump diffusion processes, *Proceesings of the Computational Intelligence for Financial Engineering* pp. 101–107.

Figure 1: The option price function $S \rightarrow V(S, 0)$ smoothly fits the pay-off function $(K - S)^+$ at $x(0)$. Both $V(S, 0)$ and $x(0)$, where $V(S, 0) - (K - S)^+$ is zero, increase with time to maturity T .

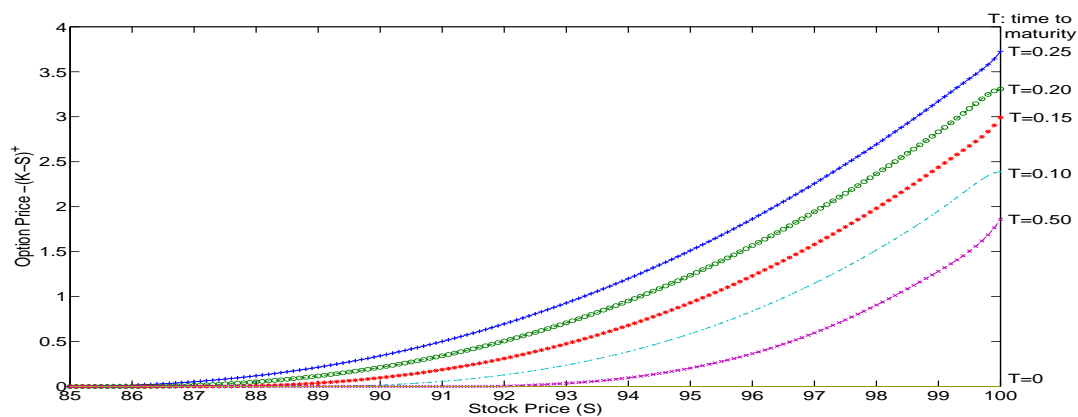


Figure 2: Iteration of the Exercise Boundary: $x_n(t) \downarrow x(t)$, $t \in [0, T]$

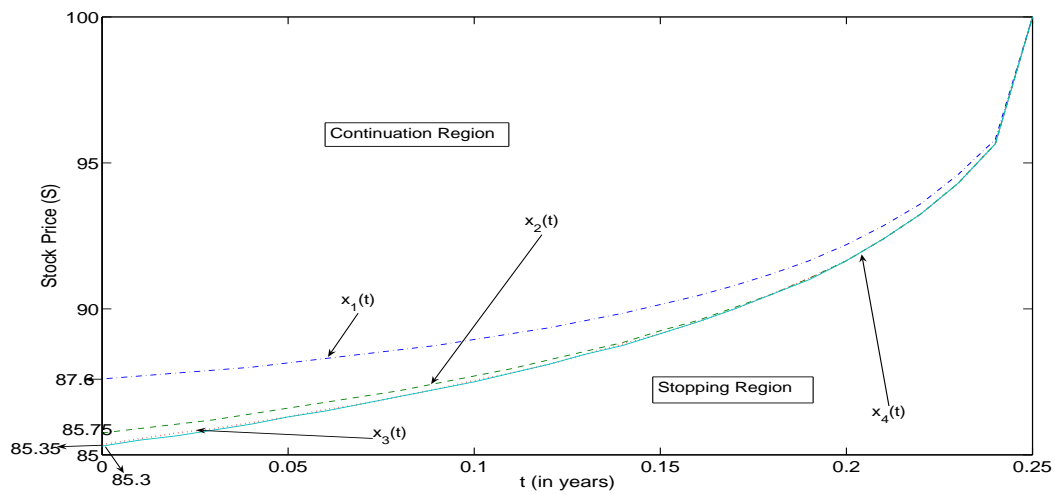
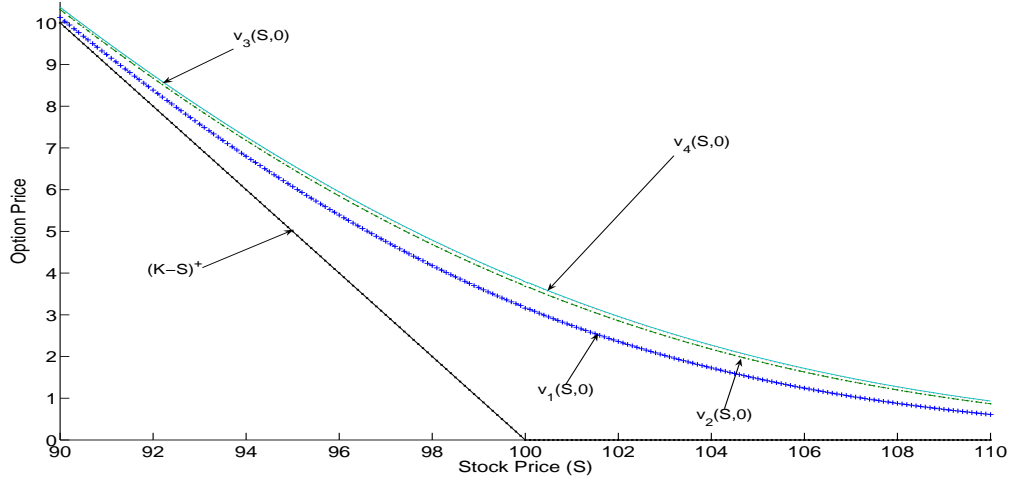


Figure 3: Iteration of the price functions: $v_n(S, 0) \uparrow V(S, 0)$, $S \geq 0$.



Wilmott, P., Howison, S. and Dewynne, J. (1995). *The Mathematics of Financial Derivatives*, Cambridge University Press, New York, NY.