

Collective Charge Excitations below the Metal-to-Insulator Transition in BaVS₃

T. Ivek,* T. Vuletić, and S. Tomić

Institut za fiziku, P.O.Box 304, HR-10001 Zagreb, Croatia

A. Akrap, H. Berger, and L. Forró

Ecole Polytechnique Fédérale, CH-1015 Lausanne, Switzerland

(Dated: February 15, 2019)

The charge response in the barium vanadium sulfide (BaVS₃) single crystals is characterized by dc resistivity and low frequency dielectric spectroscopy. A broad relaxation mode centred at $\tau_0^{-1} \approx 1$ MHz with huge dielectric constant $\approx 10^6$ emerges at the metal-to-insulator phase transition $T_{\text{MI}} \approx 67$ K, weakens with lowering temperature and eventually levels off below the magnetic transition $T_\chi \approx 30$ K. The mean relaxation time τ_0 is thermally activated in a manner similar to the dc conductivity. These features are interpreted as signatures of the collective charge excitations characteristic for the orbital ordering that gradually develops below T_{MI} and stabilizes at long-range scale below T_χ .

PACS numbers: 71.27.+a, 71.30.+h, 72.15.Nj, 77.22.Gm

A variety of condensed matter systems, like organics and transition metal oxides, with reduced dimensionality and strong Coulomb interactions between charges, spins and orbitals, display rich phase diagrams with novel forms of ordering phenomena [1]. These collective, broken symmetry phases like charge and spin-density waves, charge and orbital orderings have been the focus of intense scientific activity in recent years. Additionally, in transition metal oxides, *d*-electrons experience competing forces: Coulomb repulsion tends to localize electrons at atomic lattice sites, while hybridization with the extended ligand valence states tends to delocalize them [2]. The subtle balance makes many of these systems an excellent source for studying diverse metal-to-insulator phase transitions usually accompanied with drastic changes in charge, spin and orbital properties. In particular, the influence of the orbital degeneracy and orbital ordering on magnetic and electrical transport properties is rapidly becoming a central issue in many of these materials [3]. For example, in the classic transition metal oxide V₂O₃ resonant X-ray scattering results have given a direct evidence that the orbital occupancy plays a central role in the physics of this system [4]. The spatial ordering of the occupancy of degenerate electronic orbitals was shown to account for the anisotropic exchange integrals found in the antiferromagnetic insulator phase. Another outstanding issue is the question of collective excitations in the orbital ordered state. It is expected that the orbital degrees of freedom can either give rise to novel collective excitations, *e.g.* orbital waves, or can strongly renormalize other excitations [5].

The hexagonal perovskite-type sulfide BaVS₃ represents an exceptional system to study the aforementioned phenomena and as such has attracted much attention in the last years. The essential building blocks are face sharing VS₆ octahedra, which form the VS₃ spin chains with one 3*d* electron per V⁴⁺ site along the crystallographic

c-axis. The spin chains are separated by Ba atoms in the *ab* planes, yielding a quasi-one-dimensional (quasi-1D) structure. The unit cell at room temperature (RT) is a primitive hexagonal with two formula units. At 240 K the structure transforms into orthorhombic, but each chain keeps two equivalent V⁴⁺ atoms per unit cell. The corresponding two electrons are shared essentially between two hybridized bands produced by the crystal field splitting: a broad *A*_{1*g*} band derived from *d*_{z²} orbitals overlapping along the *c*-axis, and a quasi-degenerate narrow *E*_{g1} band originating from *e*(*t*_{2*g*}) orbitals with isotropic interactions via V-S-S-V bonds [6, 7, 8, 9]. The filling of these bands is controlled by the on-site Coulomb repulsion *U* and local Hund's rule coupling *J*. The main effect is to bring the occupancies of *A*_{1*g*} and *E*_{g1} orbital closer to one another, which in the limit of strong correlations yields the occupancy for each of these orbitals close to half-filling. The spin degrees of freedom of the localized electrons and the coupling of conduction and localized electrons make the system extremely complex. Their interplay results in the metal-to-insulator (MI) transition at about 70 K and a magnetic phase transition at about 30 K.

In spite of a great deal of experimental efforts, no definite understanding has been reached yet on the detailed nature of the MI phase transition and the ground state in BaVS₃. Diffuse X-ray scattering experiments have shown that at *T*_{MI} a commensurate superstructure with the critical wave vector **q**_{*c*} = 0.5**c*** close to 2*k*_{*F*}(*A*_{1*g*}) sets in, preceded by a large fluctuation regime extending up to 170 K in the high-temperature phase [10]. This behavior is reminiscent of a Peierls transition into a charge-density wave (CDW) state. However, the nature of the ground state is certainly more complicated since 2**q**_{*c*} harmonic is found suggesting that the localized *e*(*t*_{2*g*}) electrons are also involved in the transition and order below *T*_{MI}. Indeed, the related susceptibility, which follows the Curie-

Weiss law from RT, exhibits an antiferromagnetic (AF)-like cusp at T_{MI} and decreases below [11]. There is no sign of magnetic long-range order down to $T_{\chi} \approx 30$ K, where the incommensurate magnetic ordering is established [12]. The next unusual result below T_{MI} is a structural transformation from the orthorhombic to monoclinic with internal distortions of VS_6 octahedron inducing a tetramerization of V^{4+} chains [13]. Finally and the most surprisingly, X-ray anomalous scattering at the vanadium K -edge revealed no charge disproportionation in the ground state [14]. A very intriguing interpretation has been suggested involving the stabilization of two out-of-phase CDWs from d_{z^2} and $e(t_{2g})$ electrons, which implies an orbital ordering *via* an out-of-phase modulation of the occupancy of V sites by the d_{z^2} and $e(t_{2g})$ orbitals.

In this Letter, we address these important questions concerning the insulating state in BaVS_3 . Our results present a supporting evidence for an orbital ordered ground state and that the MI Peierls-like transition is also an orbital ordering transition. We find that a huge dielectric constant which arises in close vicinity of the MI transition dramatically decreases on cooling down to about 30 K and levels off below. We argue that such a behavior might be rather well explained in terms of an orbital ordering which sets in at the MI transition and develops the long-range order below the magnetic transition.

dc resistivity was measured between RT and 10 K. In the frequency range 0.01 Hz–10 MHz the spectra of complex dielectric function were obtained from the complex conductance measured by two set-ups. At high frequencies (40 Hz–10 MHz) an Agilent 4294A precision impedance analyser was used. At low frequencies (0.01 Hz–3 kHz) a set-up for measuring high-impedance samples was used as described in Ref. [15]. All measurements were done along the crystallographic c -axis of two high-quality stoichiometric single crystals and essentially same results were obtained [16]. The typical crystal dimensions were $3 \times 0.25 \times 0.25 \text{ mm}^3$.

Fig. 1 shows frequency dependence of the complex dielectric response at three selected temperatures. A pronounced dielectric relaxation is observed. The screened loss peak ϵ'' centered at τ_0^{-1} moves toward lower frequencies and smaller amplitudes with decreasing temperature. The main features of this relaxation are well described by the generalized Debye expression $\epsilon(\omega) - \epsilon_{\text{HF}} = \Delta\epsilon / [1 + (i\omega\tau_0)^{1-\alpha}]$, where $\Delta\epsilon = \epsilon_0 - \epsilon_{\text{HF}}$ (ϵ_0 and ϵ_{HF} are static and high-frequency dielectric constant, with the latter being negligible), τ_0 is the mean relaxation time and $1 - \alpha$ is the symmetric broadening of the relaxation time distribution function.

Our results clearly demonstrate that a huge dielectric constant $\Delta\epsilon$ is associated with the metal-to-insulator phase transition (Fig. 2). On decreasing temperature, a sharp growth of $\Delta\epsilon$ starts in the close vicinity of T_{MI} and reaches the huge value of the order of 10^6 at $T_{\text{MI}} = 67$ K

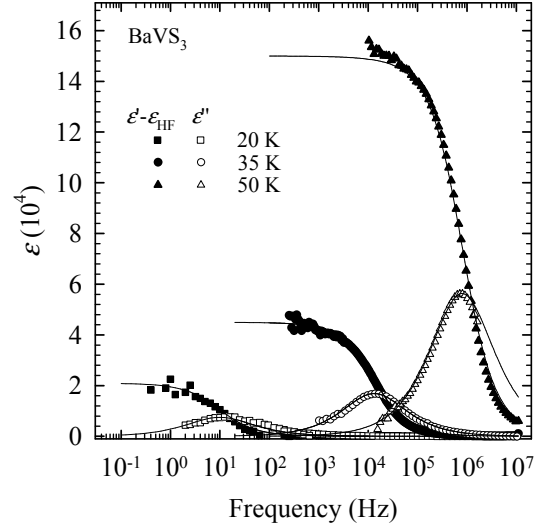


FIG. 1: Real and imaginary parts of the dielectric function of BaVS_3 measured at three representative temperatures as a function of frequency with the ac electric field applied along the c -axis. The full lines are from fits by the generalized Debye expression (see Text).

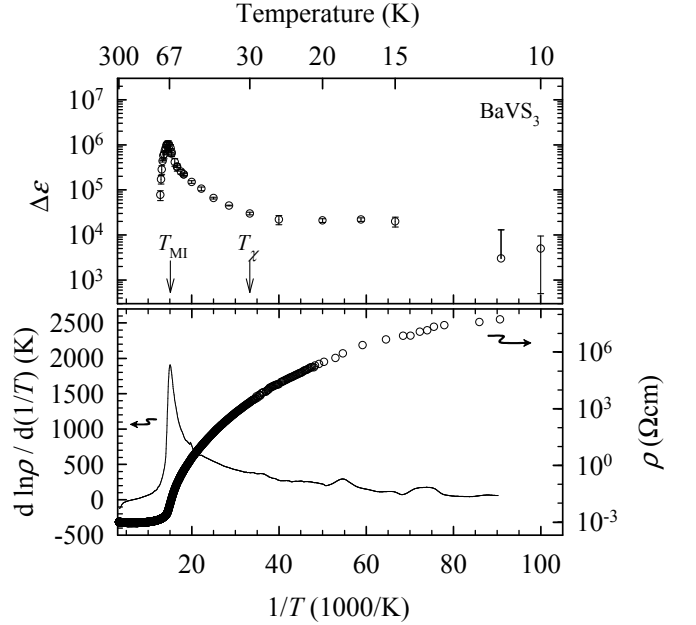


FIG. 2: Temperature dependence of the dielectric constant of the collective mode (upper panel), and dc resistivity and its logarithmic derivative (lower panel) in BaVS_3 . The arrows indicate the MI and magnetic transition temperature.

(Fig. 2, upper panel). This T_{MI} value corresponds perfectly well to the phase transition temperature as determined in the dc resistivity measurements, indicated by pronounced peaks at T_{MI} in the logarithmic derivative of resistivity (Fig. 2, lower panel).

The observed dielectric relaxation would suggest a charge-density wave formation at T_{MI} [17]. The standard

model of a deformable CDW pinned in a non-uniform impurity potential accounts for the existence of two modes, transverse and longitudinal [18]. The former couples to the electromagnetic radiation and yields an unscreened pinned mode in the microwave region. The latter couples to an electrostatic potential and mixes in the transverse response due to the non-uniform pinning resulting in an overdamped low-frequency relaxation at τ_0^{-1} due to screening effects. The relaxation detected in our experiments bears two features as expected in the standard model. The first is that the relaxation time distribution is symmetrically broadened, $1 - \alpha \approx 0.8$. The second is that the mean relaxation time τ_0 closely follows a thermally activated behavior similar to the dc resistivity $\tau_0(T) \propto \rho(T) \propto \exp(2\Delta/2k_B T)$ (see Fig. 3), where the gap $2\Delta \approx 500$ K, as found in the spectra of the optical conductivity [19]. The dissipation can be naturally attributed to the screening due to single particles originating from the wide A_{1g} band. However, our discovery finds no consistent explanation within the standard model, since the dielectric constant $\Delta\epsilon$ displays a strong decrease below T_{MI} and levels off at temperatures below about 30 K, a behavior which significantly deviates from the one expected for a CDW condensate density ρ_0 : $\Delta\epsilon(T) \propto \rho_0(T)$ [17]. The decrease of $\Delta\epsilon$ on moving between the MI transition T_{MI} and the magnetic transition T_χ is substantial and amounts to two orders of magnitude. One possible explanation for this discrepancy is the very nature of the standard model for the response of the conventional CDW to applied electric fields in which the long-wavelength collective CDW excitation *s.c.* phason keeps the prominent role. We remind that this model is worked out for the incommensurate CDW in a random impurity potential, whereas the CDW in BaVS₃ associated with the observed lattice modulation is commensurate with the order of commensurability, *i.e.* the ratio of the CDW and lattice periodicity, $N = 4$. However the order of commensurability is not too high to impose the commensurability pinning and forbid the phason excitations [20]. Indeed, the experimental observation of the broad relaxation, *i.e.* $1 - \alpha \approx 0.8$ indicates a randomness of the background structure.

Another puzzling feature is brought by the dc electric-field dependent measurements. In the standard 1D CDW compounds, the collective CDW mode couples to an applied dc electric field and gives a novel contribution to the electrical conductivity [17]. Our dc electric-field dependent measurements up to fields as high as 100 V/cm in the temperature range between 15 K and 40 K, have only revealed a negligibly small non-linear conductivity, which emerges from the background noise.

Our results therefore indicate that the long-wavelength CDW collective excitations are frozen or strongly renormalized and that the collective excitations of different kind should be responsible for the observed dielectric relaxation. The former is readily explained by the zero

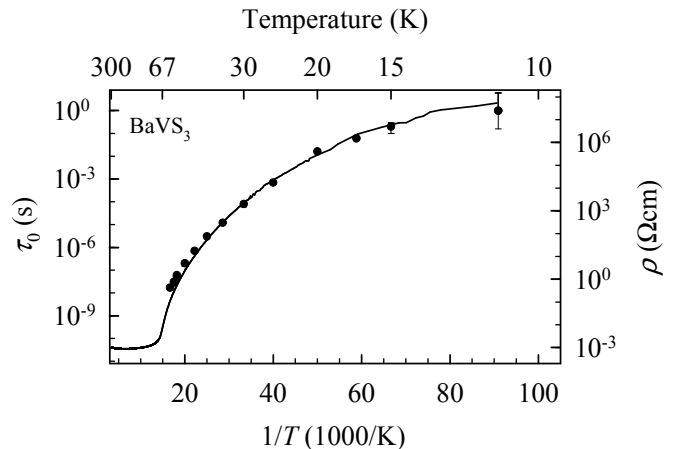


FIG. 3: The mean relaxation τ_0 of the collective charge mode (points) and the dc resistivity (full line) in BaVS₃ as a function of the inverse temperature.

charge modulation in the insulating phase of BaVS₃ that on the other hand concomitantly implies an orbital ordering as argued by Fagot *et al.* [14]. This scenario is supported by a qualitative structural analysis of the VS₆ octahedron distortions, which reveals an out-of-phase modulation of the occupancy of V sites by the d_{z^2} and $e(t_{2g})$ orbitals. In particular, dominant E_{g1} and A_{1g} occupancies are proposed for V1 and V3 sites respectively, while no definitive preferential occupancy was found for V2 and V4 sites. Furthermore, recent LDA+DMFT (local density approximation with dynamical mean-field theory) calculations performed in the monoclinic insulating phase of BaVS₃ have shown a V-site-dependent orbital fillings and only minor if any charge disproportionation [9]. It appears that the (V3,V4) pair forms a correlated dimer with mixed A_{1g} and E_{g1} occupancy, while the V1 and V2 ions bear major E_{g1} occupancy and negligible coupling. The overall study indicates that although the local environment of the V site does not change substantially, the electronic structure turns out to be rather sensitive to the temperature changes. The question arises what is the temperature dependence of the order parameter of the orbital ordering and how it is related to the magnetic ordering. ⁵¹V NMR and NQR measurements also suggested an orbital ordering below T_{MI} that is fully developed only at $T < T_\chi$ [21]. The magnetic phase transition at T_χ is preceded by long-range dynamic AF correlations all the way up to T_{MI} and this phase bears features of a gapped spin-liquid-like phase. The lack of magnetic long-range order between T_{MI} and T_χ is not evident. Mihály *et al.* [11] suggested that this is the consequence of the frustrated structure of a triangular array of V chains, which also prevents the orbital long-range order, so that the long-range spin and orbital orders can develop only well below T_{MI} . Another potential cause might be in disorder which is known to be able to pre-

vent AF long-range order and favor the formation of a random singlet phase [22]. Finally, the AF static order below T_χ is not a conventional Néel phase: an AF domain structure is suggested by the magnetic anisotropy measurements [23]. The existence of domains seems to be supported also by the muon spin rotation (μ SR) measurements, which showed an essentially random distribution of sizeable static electric fields below T_χ indicating an incommensurate or disordered magnetism [24].

We interpret the observed features of the dielectric relaxation in the insulating state as follows. We propose that the collective excitations are short-wavelength excitations like charge domain walls in the random AF structure. The relaxation happens between different metastable states, which correspond to local changes of the spin configuration. The spin configuration is intimately connected with the charge and the orbital degrees of freedom as explained above. Since the dielectric constant is associated with the density of collective excitations, its anomalous temperature behavior below T_{MI} indicates that the dynamics of domain walls becomes progressively more restricted as the temperature lowers and that it becomes constant below T_χ . In other words, the relaxation-active number of domain walls decreases with lowering temperature and eventually becomes well defined below T_χ . This behavior might be rather well explained in terms of an orbital ordering transition which happens at T_{MI} and develops the long-range order below T_χ . In this scenario the MI phase transition is associated with the orbital ordering transition, while the static AF phase transition is related with the establishment of the long-range orbital order. We consider that the primary order parameter for the MI phase transition is 1D CDW instability, and this CDW instability drives the orbital ordering. The orbital order is on the other hand coupled with the spin degrees of freedom and drives the spin ordering into an AF-like ground state below 30 K.

In conclusion, we demonstrated the appearance of a huge dielectric constant associated with the metal-to-insulator phase transition in BaVS₃ followed by a dramatic decrease on cooling down to the magnetic transition and leveling off below. We argue that the collective excitations whose dispersion we detect as broad screened relaxation modes are not CDW phason excitations; rather they represent short-wavelength excitations of an orbital ordering, which sets in at the metal-to-insulator transition and develops the long-range order below the magnetic transition. Finally, BaVS₃ represents a beautiful example of the intricate interplay between an orbital degeneracy on the one side, and spin and charge sector on the other side, which needs to be taken into

account in order to understand the origin of the metal-to-insulator phase transition and low-temperature phases in the transition metal compounds. Further work on the theoretical and experimental fronts is needed to demonstrate directly the existence of an orbital order in BaVS₃ and the associated superstructure.

We thank N. Barišić, S. Barišić, P. Foury-Leylekian, V. Ilakovac, M. Miljak and J. P. Pouget for useful discussions. This work was supported by the Croatian Ministry of Science, Education and Sports under Grant No.035-0000000-2836. The work in Lausanne was sponsored by the Swiss National Science Foundation through the NCCR pool MaNEP.

* URL: <http://real-science.ifs.hr/>; Electronic address: tivek@ifs.hr

- [1] P. Fulde, *Electron Correlations in Molecules and Solids*, 3rd edition, Springer-Verlag, Berlin (1995).
- [2] S. Maekawa *et al.*, *Physics of Transition Metal Oxides*, Springer, Berlin (2004).
- [3] D. I. Khomskii, *Physica Scripta* **72**, CC8-14 (2005).
- [4] L. Paolasini *et al.*, *Phys. Rev. Lett.* **82**, 4719 (1999).
- [5] H. F. Pen *et al.*, *Phys. Rev. Lett.* **78**, 1323 (1997).
- [6] M. H. Whangbo, H. J. Koo, D. Dai, and A. Villesuzanne, *J. Solid State Chem.* **165**, 345 (2002) and **175**, 384 (2003).
- [7] F. Lechermann, S. Biermann, and A. Georges, *Phys. Rev. Lett.* **94**, 166402 (2005).
- [8] F. Lechermann *et al.*, *Phys. Rev. B* **74**, 125120 (2006).
- [9] F. Lechermann, S. Biermann, and A. Georges, *cond-mat* 0704.2501 (2007).
- [10] S. Fagot *et al.*, *Phys. Rev. Lett.* **90**, 196401 (2003).
- [11] G. Mihály *et al.*, *Phys. Rev. B* **61**, R7831 (2000).
- [12] H. Nakamura *et al.*, *J. Phys. Soc. Jpn.* **69**, 2763 (2000).
- [13] S. Fagot *et al.*, *Solid. State. Sci.* **7**, 718 (2005).
- [14] S. Fagot *et al.*, *Phys. Rev. B* **73**, 033102 (2006).
- [15] M. Pinterić, T. Vuletić, S. Tomić, and J. U. von Schütz, *Eur. Phys. J. B* **22**, 335 (2001).
- [16] The high sample quality was verified by the resistivity measurements under pressure of 20 kbar.
- [17] G. Grüner, *Rev. Mod. Phys.* **60**, 1129 (1988).
- [18] P. Littlewood, *Phys. Rev. B* **36**, 3108 (1987).
- [19] I. Kézsmárki *et al.*, *Phys. Rev. Lett.* **96**, 186402 (2006).
- [20] P. A. Lee, T. M. Rice, and P. W. Anderson, *Solid. State. Commun.* **14**, 703 (1974).
- [21] H. Nakamura, H. Imai, and M. Shiga, *Phys. Rev. Lett.* **79**, 3779 (1997).
- [22] R. N. Bhatt and P. A. Lee, *Phys. Rev. Lett.* **48**, 344 (1982).
- [23] M. Miljak (unpublished).
- [24] W. Higemoto *et al.*, *J. Phys. Soc. Jpn.* **71**, 2361 (2002).