

High field superconducting phase diagrams including Fulde-Ferrell-Larkin-Ovchinnikov vortex states

Ryusuke Ikeda

Department of Physics, Kyoto University, Kyoto 606-8502, Japan

(Dated: March 16, 2019)

Motivated by a striking observation of an Fulde-Ferrell-Larkin-Ovchinnikov (FFLO) vortex state in the heavy fermion material CeCoIn₅ in fields *perpendicular* to the superconducting planes ($\mathbf{H} \parallel c$), superconducting phase diagrams including an FFLO state of uniaxially anisotropic superconductors are systematically studied. In the ballistic limit with no quasiparticle's (QP's) relaxation, the high field superconducting state in $\mathbf{H} \parallel c$ and in the low temperature limit should be not the FFLO state modulating along \mathbf{H} , appeared in CeCoIn₅, but a different vortex state with a modulation *perpendicular* to the field. It is argued that an enhancement near $H_{c2}(0)$ of the QP relaxation rate, presumably originating from a *nonsuperconducting* quantum critical fluctuation, in this material is the origin of the absence of the latter modulated state and of the strange $\mathbf{H} \parallel c$ phase diagram in which the FFLO state is *apparently* different from that in $\mathbf{H} \perp c$.

PACS numbers: 74.25.Dw, 74.70.Tx, 74.81.-g, 74.90.+n

I. INTRODUCTION

The recent discovery [1] of a high field superconducting (SC) state in a uniaxially anisotropic heavy fermion superconductor CeCoIn₅ in fields parallel to the SC layers ($\mathbf{H} \perp c$) has led to renewed interests in the Fulde-Ferrell-Larkin-Ovchinnikov (FFLO) state [2]. The identification between an FFLO state and the detected high field phase, accompanied by a discontinuous H_{c2} -transition [3], is based on an indication of the strong paramagnetic effect in this material [3, 4] and on a derived vortex phase diagram including the discontinuous H_{c2} -transition [5]. Based on the *conventional* picture on FFLO states in the vortex-free Pauli limit, [2] however, the presence of an FFLO state in CeCoIn₅ seems to be an unexpected event in several respects, although this material seems to have a quasi two-dimensional (Q2D) electronic structure. First, one needs to clarify why an FFLO state has appeared in the material with a *weak* uniaxial anisotropy [6], although it has not been clearly observed until recently in *strongly* anisotropic Q2D materials. In particular, the recent observation of an FFLO state in fields *perpendicular* to the SC layers ($\mathbf{H} \parallel c$) [7, 8] is the most striking in this sense, because an FFLO state is conventionally expected not to appear in this configuration dominated by the orbital pair-breaking. The feature that a flat FFLO transition curve, usually expected in the vortex-free Pauli limit, was seen not in $\mathbf{H} \perp c$ but in $\mathbf{H} \parallel c$ remains to be explained [7]. Second, an observed pressure-induced extension of the FFLO temperature region [9] is apparently inconsistent with the fact that an FFLO state has appeared in not a material well described by the weak-coupling model but CeCoIn₅ with strong electron correlation.

In this paper, high field phase diagrams including FFLO vortex states of a superconductor with a Q2D electronic structure are systematically examined to explain the striking observations in CeCoIn₅ mentioned above on the same footing. Phase diagrams are discussed first in the ballistic limit, where the quasiparticle's (QP's) mean free path l_{QP} is infinitely long, and next by assuming a finite l_{QP} and a slight change of the shape of Fermi surface (FS). The phase diagrams, in both fields parallel and perpendicular to the layers, of the types realized in CeCoIn₅ are obtained only when a finite l_{QP} is assumed in a system with a moderately large Maki parameter α_M . Inclusion of a finite l_{QP} is motivated by two observations: One is the theoretical fact that, in contrast to the conventional ansatz [10], the ground state just below $H_{c2}(0)$ in the ballistic limit is the FFLO state modulating *not* along \mathbf{H} but in the plane perpendicular to \mathbf{H} [5, 11]. The other is an experimental result suggesting a strong and nonmonotonous field-dependence of l_{QP} : Recent two transport measurements [12, 13] have shown that l_{QP} at much lower temperatures than $T_c(H = 0)$ is anomalously long in low enough fields (i.e., deep in the SC state) *and* in much higher fields than $H_{c2}(0)$, implying that it is the shortest near $H_{c2}(0)$. Actually, the pressure induced extension of the FFLO region [9] is convincingly explained as a consequence of the pressure dependences of T_c and l_{QP} .

This paper is organized as follows. In sec.II, a theoretical derivation of formulae needed in numerically deriving a phase diagram is explained. Numerical results of phase diagrams and thermodynamic quantities are shown and discussed in comparison with experimental ones in sec.III. In sec.IV, the obtained results are further discussed.

II. THEORETICAL METHOD

Our analysis starts from the quasi 2D weak-coupling BCS Hamiltonian with the Zeeman energy $\mu_B H$ and a d -wave pairing interaction which consists of the following three terms

$$\mathcal{H}_0 = d \sum_{\sigma,j} \int d^2 r_{\perp} (\varphi_j^{\sigma}(\mathbf{r}_{\perp}))^{\dagger} \left[\frac{(-i\nabla_{\perp} + e\mathbf{A})^2}{2m_e} - \sigma\mu_B H \right] \varphi_j^{\sigma}(\mathbf{r}_{\perp}), \quad (1)$$

$$\mathcal{H}_J = -\frac{Jd}{2} \sum_{\sigma,j} \int d^2 r_{\perp} \left(\varphi_j^{\sigma\dagger}(\mathbf{r}_{\perp}) \varphi_{j+1}^{\sigma}(\mathbf{r}_{\perp}) + \varphi_{j+1}^{\sigma\dagger}(\mathbf{r}_{\perp}) \varphi_j^{\sigma}(\mathbf{r}_{\perp}) \right), \quad (2)$$

and

$$\mathcal{H}_{\text{int}} = -\frac{|g|d}{2} \sum_{\sigma,j} \int \frac{d^2 k_{\perp}}{(2\pi)^2} B_{\sigma,j}^{\dagger}(\mathbf{k}_{\perp}) B_{\sigma,j}(\mathbf{k}_{\perp}). \quad (3)$$

Here, $B_{\sigma,j}(\mathbf{k}_{\perp}) = \sum_{\mathbf{p}_{\perp}} \hat{\Delta}_{\mathbf{p}} a_j^{-\sigma}(-\mathbf{p}_{\perp}) a_j^{\sigma}(\mathbf{p}_{\perp})$, $\mathbf{p}_{\pm} = \mathbf{p}_{\perp} \pm \mathbf{k}_{\perp}/2$, j is the index numbering the SC layers, \mathbf{p}_{\perp} is the component of \mathbf{p} parallel to the layers, d is the interlayer spacing, and m_e is the effective mass of a quasi-particle. Further, $\hat{\Delta}_{\mathbf{p}}$ is the normalized orbital part of the pairing-function which, in the case of $d_{x^2-y^2}$ -pairing, is written as $\sqrt{2}(\hat{p}_x^2 - \hat{p}_y^2)$ in terms of the unit vector $\hat{\mathbf{p}}$ parallel to the layers. Hereafter, the gauge field \mathbf{A} will be assumed to consist only of a term expressing the external field H , i.e., we work in the type II limit with no spatial variation of flux density, because we are interested mainly in the field region near H_{c2} . Further, $\sigma\mu_B H = \mu_B H$ or $-\mu_B H$ is the Zeeman energy. In discussing our calculation results, the strength of the paramagnetic effect under a field in the j -direction is measured by the Maki parameter $\alpha_{M,j} = \sqrt{2}H_j^{(\text{orb})}(0)/H_P(0)$. Here, $H_P(0) = \pi T_c/(\sqrt{2}e^{\gamma_E} \mu_B) \simeq 1.2T_c/\mu_B$ is the Pauli limiting field at $T = 0$ defined within the weak-coupling BCS model, where $\gamma_E = 0.577$ is an Euler constant, while $H_j^{(\text{orb})}(0)$ is the orbital limiting field at $T = 0$ for fields parallel to the j -direction.

For the moment, the case with infinite l_{PQ} (the ballistic limit) will be considered in the weak-coupling approximation, and effects of a finite l_{QP} and strong correlation will be incorporated later. Unless specifically noted, the FFLO state on which we focus has a modulation *parallel* to \mathbf{H} . Hereafter, the expressions necessary for examining the H - T phase diagram in perpendicular fields $\mathbf{H} \parallel c$ will be derived by closely following the methods used in Ref.[11] for $\mathbf{H} \perp c$ case, and hence, just the essential part of the formulation and main results in $\mathbf{H} \parallel c$ will be presented below. To describe the FFLO state modulating along $\mathbf{H} \parallel c \parallel \hat{z}$, we can focus on the $n = 0$ Landau level (LL) modes of the SC order parameter $\Delta(\mathbf{r})$ in equilibrium [10], because the $n = 0$ LL modes are isotropic in nature in the x - y plane and thus, cannot accommodate an FFLO modulation in the x - y plane. Then the FFLO state (more precisely, the LO state) is described as

$$\Delta(\mathbf{r}) = \sqrt{2}T_c \alpha_e \varphi_0(x, y) \cos(Qz), \quad (4)$$

where $\varphi_0(x, y)$ is the Abrikosov lattice solution formed in the $n = 0$ LL under $\mathbf{H} \parallel \hat{z}$, and $\mathbf{Q} = Q\hat{z}$ is the wavevector of the FFLO modulation. Then, the mean field GL free energy density \mathcal{F} in $n = 0$ LL takes the form

$$\begin{aligned} \frac{\mathcal{F}}{N(0)T_c^2} &= a_0(Q)\alpha_e^2 + \frac{V_4(Q)}{2}\alpha_e^4 + \frac{V_6}{3}\alpha_e^6 \\ &= c^{(0)}(\alpha_e) + c^{(2)}(\alpha_e)\bar{q}^2 + c^{(4)}(\alpha_e)\bar{q}^4 \end{aligned} \quad (5)$$

represented by the amplitude α_e and the FFLO order parameter $\bar{q} = 2\pi Q\xi_0$ [5]. Here, $N(0)$ is the density of states per spin, $\xi_0 = v_F/(2\pi T_c)$ the in-plane coherence length, and v_F the Fermi velocity in 2D case. Microscopic details are largely reflected in the expressions of these GL coefficients, a_0 and V_m . If necessary, the coefficients a_0 and V_m may be expanded in powers of Q^2 :

$$\begin{aligned} a_0(Q) &= a_0(0) + a_0^{(2)}\bar{q}^2 - a_0^{(4)}\bar{q}^4, \\ V_4(Q) &= V_4(0) - V_4^{(2)}\bar{q}^2 + V_4^{(4)}\bar{q}^4, \end{aligned} \quad (6)$$

where the index "0" of a_0 indicates the LL index. The \bar{q} -dependence of the GL coefficients will be kept up to the quartic term so that $c^{(2)}$ is given by $c^{(2)} = \alpha_e^2(a_0^{(2)} - \alpha_e^2 V_4^{(2)}/2)$. As stressed elsewhere [11], inclusion of \bar{q} -dependence of V_4 is necessary to keep a stable FFLO state in $\mathbf{H} \perp c$. The same treatment will also be used in $\mathbf{H} \parallel c$.

The onset temperature T_0 at which the mean field H_{c2} -transition becomes discontinuous is given as the position at which $V_4(Q_m)$ becomes negative upon cooling while $V_6 > 0$, where Q_m is the equilibrium value of the wave number of the FFLO modulation, and a second order transition line $H_{\text{FFLO}}(T)$ is determined as the line on which $c^{(2)}(\alpha_e)$ becomes negative on cooling, while $c^{(4)}(\alpha_e) > 0$. The discontinuous H_{c2} -transition curve is determined by

$$a_0(Q_m) = \frac{3}{16} \frac{(V_4(Q_m))^2}{V_6}. \quad (7)$$

Further, by minimizing \mathcal{F} with respect both to Q and α_e , α_e^2 is determined by

$$\alpha_e^2(Q_m) = \frac{-V_4(Q_m) + \sqrt{(V_4(Q_m))^2 - 4a_0(Q_m)V_6}}{2V_6}, \quad (8)$$

while

$$\bar{q}_m^2 \equiv (2\pi Q_m \xi_0)^2 = \frac{-a_0^{(2)} + V_4^{(2)}(\alpha_e(Q_m))^2/2}{2(-a_0^{(4)} + (\alpha_e(Q_m))^2 V_4^{(4)}/2)}, \quad (9)$$

if $a_0^{(2)} - V_4^{(2)}(\alpha_e(Q_m))^2/2 < 0$, and $\bar{q}_m = 0$ otherwise. For instance, in the case with a small but nonvanishing q_m^2 , one obtains

$$\alpha_e^2 \simeq \alpha_e^2(0) + \delta\alpha_e^2 \bar{q}_m^2 \quad (10)$$

up to $O(\bar{q}_m^2)$, where

$$\bar{q}_m^2 \simeq \frac{-a_0^{(2)} + V_4^{(2)}\alpha_e^2(0)/2}{2(-a_0^{(4)} + \alpha_e^2(0)V_4^{(4)}/2 - \delta\alpha_e^2 V_4^{(2)}/4)}, \quad (11)$$

and

$$\delta\alpha_e^2 = -\frac{1}{2V_6} \left[V_4^{(2)} + \frac{-V_4^{(2)}V_4(0) + 2V_6 a_0^{(2)}}{\sqrt{(V_4(0))^2 - 4a_0(0)V_6}} \right]. \quad (12)$$

In numerical calculations we have performed, we always find $\delta\alpha_e^2 < 0$. That is, the space average of $|\Delta|^2$ is reduced in entering the FFLO state by increasing H .

To derive eq.(5), the familiar route [5, 11, 14] for deriving a GL action microscopically will be taken. Formally, the quadratic term of the GL expression is written as

$$\mathcal{F}_2 = \frac{1}{V} \int d^3r \Delta^*(\mathbf{r}) \left(\frac{1}{|g|} - \hat{K}_2(\mathbf{\Pi}) \right) \Delta(\mathbf{r}), \quad (13)$$

where

$$\hat{K}_2(\mathbf{\Pi}) = \frac{T}{2} \sum_{\varepsilon, \sigma} \int_{\mathbf{p}} |\hat{\Delta}_{\mathbf{p}}|^2 G_{\varepsilon, \sigma}(\mathbf{p}) G_{-\varepsilon, -\sigma}(-\mathbf{p} + \mathbf{\Pi}), \quad (14)$$

$\mathbf{\Pi} = -i\partial/\partial\mathbf{r} + 2e\mathbf{A}(\mathbf{r})$, and

$$G_{\varepsilon, \sigma}(\mathbf{p}) = \left[i\varepsilon + \sigma\mu_B H - \varepsilon_{\mathbf{p}} \right]^{-1}, \quad (15)$$

is the quasiparticle Green's function in the normal state in $H = 0$, where $\varepsilon_{\mathbf{p}}$ is the single particle dispersion measured from the Fermi level. Just as in the semiclassical approach [15], the details of FS will be assumed to be reflected just in the Fermi velocity vector \mathbf{w} and the integral *on* the FSs when performing the momentum integral. Then, we have

$$\begin{aligned} \hat{K}_2 &= \pi N(0)T \sum_{\varepsilon, \sigma} \left\langle |\hat{\Delta}_{\mathbf{p}}|^2 \frac{\text{isgn}(\varepsilon_n)}{2(i\varepsilon_n + \sigma\mu_B H) - \mathbf{w} \cdot \mathbf{\Pi}} \right\rangle_{\text{FS}} \\ &= N(0) \int_0^\infty d\rho f(\rho) \left\langle |\hat{\Delta}_{\mathbf{p}}|^2 \exp(iT_c^{-1}\rho\mathbf{w} \cdot \mathbf{\Pi}) \right\rangle_{\text{FS}}, \end{aligned} \quad (16)$$

where

$$f(\rho) = \frac{2\pi t}{\sinh(2\pi t\rho)} \cos\left(\frac{2\mu_B H \rho}{T_c}\right), \quad (17)$$

$t = T/T_c$, and $\langle \rangle_{\text{FS}}$ denotes the average over FS.

Similarly, the 4-th order (quartic) term and the 6-th order one of the GL free energy density are written as

$$\begin{aligned} \mathcal{F}_4 &= \frac{1}{2V} \int d^3r \hat{K}_4(\mathbf{\Pi}_j) \Delta^*(\mathbf{r}_1) \Delta^*(\mathbf{r}_3) \Delta(\mathbf{r}_2) \Delta(\mathbf{r}_4)|_{\mathbf{r}_j \rightarrow \mathbf{r}}, \\ \mathcal{F}_6 &= \frac{1}{3V} \int d^3r \hat{K}_6(\mathbf{\Pi}_j) \Delta^*(\mathbf{r}_1) \Delta^*(\mathbf{r}_3) \Delta^*(\mathbf{r}_5) \Delta(\mathbf{r}_2) \Delta(\mathbf{r}_4) \Delta(\mathbf{r}_6)|_{\mathbf{r}_j \rightarrow \mathbf{r}}, \end{aligned} \quad (18)$$

where $\mathbf{\Pi}_j = -i\partial/\partial\mathbf{r}_j + 2e\mathbf{A}(\mathbf{r}_j)$. For instance, \hat{K}_4 is given by

$$\begin{aligned} \hat{K}_4 &= \frac{T}{2} \sum_{\varepsilon, \sigma} \int_{\mathbf{p}} |\hat{\Delta}_{\mathbf{p}}|^4 G_{\varepsilon, \sigma}(\mathbf{p}) G_{-\varepsilon, -\sigma}(-\mathbf{p} + \mathbf{\Pi}_1^*) G_{-\varepsilon, -\sigma}(-\mathbf{p} + \mathbf{\Pi}_2) G_{\varepsilon, \sigma}(\mathbf{p} + \mathbf{\Pi}_3^* - \mathbf{\Pi}_2) \\ &= 2\pi N(0)T \sum_{\varepsilon, \sigma} \left\langle \frac{-i\text{sgn}(\varepsilon) |\hat{\Delta}_{\mathbf{p}}|^4}{d_1 d_2 d_3} \right\rangle_{\text{FS}} \\ &= \frac{2}{T_c^2} N(0) \int \Pi_{j=1}^3 d\rho_j f\left(\sum_{j=1}^3 \rho_j\right) \left\langle |\hat{\Delta}_{\mathbf{p}}|^4 \exp\left[\frac{i}{T_c} (\rho_1 \mathbf{w} \cdot \mathbf{\Pi}_1^* + \rho_2 \mathbf{w} \cdot \mathbf{\Pi}_2 + \rho_3 \mathbf{w} \cdot \mathbf{\Pi}_3^*)\right] \right\rangle_{\text{FS}}. \end{aligned} \quad (19)$$

The corresponding expression of \hat{K}_6 is obtained in the same manner [11].

Applying the parameter integrals used in describing \hat{K}_2 to obtaining the quartic and 6-th order terms [5, 11] and performing the operation [11] $\exp(i\rho T_c^{-1} \mathbf{w} \cdot \mathbf{\Pi}) \Delta(\mathbf{r})$, we obtain

$$\begin{aligned} a_n(0) &= \frac{1}{2} \ln(h) + \int_0^\infty d\rho \left[\frac{1}{\rho} \exp\left(-\frac{\pi^2 \xi_0^2 \rho^2}{r_H^2}\right) - f(\rho) \left\langle |\hat{\Delta}_p|^2 L_n(|\bar{\mu}|^2 \rho^2) \exp\left(-\frac{|\bar{\mu}|^2 \rho^2}{2}\right) \right\rangle_{\text{FS}} \right], \\ a_0^{(2)} &= \frac{1}{2!} \int_0^\infty d\rho f(\rho) \rho^2 \left\langle \frac{w_z^2}{v_F^2} |\hat{\Delta}_p|^2 \exp\left(-\frac{|\bar{\mu}|^2 \rho^2}{2}\right) \right\rangle_{\text{FS}}, \\ a_0^{(4)} &= \frac{1}{4!} \int_0^\infty d\rho f(\rho) \rho^4 \left\langle \frac{w_z^4}{v_F^4} |\hat{\Delta}_p|^2 \exp\left(-\frac{|\bar{\mu}|^2 \rho^2}{2}\right) \right\rangle_{\text{FS}}, \\ V_4(0) &= 3 \int_0^\infty \Pi_{j=1}^3 d\rho_j f\left(\sum_{j=1}^3 \rho_j\right) \left\langle |\hat{\Delta}_p|^4 \exp\left(-\frac{1}{2} \left(-\frac{1}{2} R_{24} + R_{14}\right)\right) \cos(I_4) \right\rangle_{\text{FS}}, \\ V_4^{(2)} &= \frac{3}{2!} \int_0^\infty \Pi_{j=1}^3 d\rho_j f\left(\sum_{j=1}^3 \rho_j\right) \left(\sum_{j=1}^3 \rho_j^2 - \frac{1}{3} \sum_{i \neq j} (-1)^{i+j} \rho_i \rho_j \right) \\ &\quad \times \left\langle \frac{w_z^2}{v_F^2} |\hat{\Delta}_p|^4 \exp\left(-\frac{1}{2} \left(-\frac{1}{2} R_{24} + R_{14}\right)\right) \cos(I_4) \right\rangle_{\text{FS}}, \\ V_4^{(4)} &= \frac{3}{4!} \int_0^\infty \Pi_{j=1}^3 d\rho_j f\left(\sum_{j=1}^3 \rho_j\right) \left[\sum_{j=1}^3 \rho_j^4 + \sum_{i \neq j} (3\rho_i^2 \rho_j^2 - 2(-1)^{i+j} \rho_i \rho_j (\rho_{6-i-j})^2) - \frac{4}{3} (-1)^{i+j} \rho_i \rho_j^3 \right] \\ &\quad \times \left\langle \frac{w_z^4}{v_F^4} |\hat{\Delta}_p|^4 \exp\left(-\frac{1}{2} \left(-\frac{1}{2} R_{24} + R_{14}\right)\right) \cos(I_4) \right\rangle_{\text{FS}}, \\ V_6 &= -15 \int \Pi_{j=1}^5 d\rho_j f\left(\sum_{k=1}^5 \rho_k\right) \left\langle |\hat{\Delta}_p|^6 \exp\left(-\frac{1}{2} (R_{16} + R_{26})\right) \cos(I_6) \right\rangle_{\text{FS}}, \end{aligned} \quad (20)$$

where $h = H/H_{2D}^{(\text{orb})}(t=0) = 3.57 e \xi_0^2 H$, $H_{2D}^{(\text{orb})}$ is the 2D limit of the orbital limiting field $H_c^{(\text{orb})}$ in $\mathbf{H} \parallel c$, $L_n(x)$ is

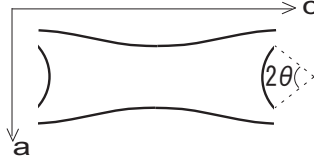


FIG. 1: Cross section in c - a plane of the model FS (solid curves) composed of a corrugated cylinder and a small portion with large $|w_c/w_{ab}|$ modelled as a piece of sphere. Any anisotropy in the a - b plane is neglected here.

the n -th order Laguerre polynomial,

$$\begin{aligned}
R_{14} &= |\bar{\mu}|^2 \left(\sum_{j=1}^3 \rho_j^2 + \rho_2(\rho_3 + \rho_1) \right), \\
R_{24} &= \text{Re}(\bar{\mu}^2) (\rho_2^2 + (\rho_3 - \rho_1)^2), \\
I_4 &= \frac{\text{Im}(\bar{\mu}^2)}{4} (\rho_2^2 - (\rho_3 - \rho_1)^2), \\
R_{16} &= |\bar{\mu}|^2 \left(e_1 + e_2 + e_3 + \frac{2}{3} e_4 e_5 \right), \\
R_{26} &= \text{Re} \bar{\mu}^2 \left(e_1 + e_2 + e_3 - \frac{e_4^2 + e_5^2}{3} - \frac{2}{3} (e_6 + e_7 + e_8 + e_9) \right), \\
I_6 &= \frac{\text{Im}(\bar{\mu}^2)}{4} \left(e_1 + e_2 - e_3 + \frac{e_5^2 - e_4^2}{3} + \frac{2}{3} (e_8 + e_9 - e_6 - e_7) \right) \\
e_1 &= (\rho_3 + \rho_5)^2 + (\rho_3 + \rho_4)^2, \\
e_2 &= (\rho_1 + \rho_4 + \rho_5)^2, \\
e_3 &= \rho_3^2 + \rho_4^2 + (\rho_2 - \rho_5)^2, \\
e_4 &= \rho_1 + 2(\rho_3 + \rho_4 + \rho_5), \\
e_5 &= \rho_2 - \rho_3 - \rho_4 - \rho_5, \\
e_6 &= (\rho_4 - \rho_5)^2 + (\rho_1 + \rho_5 - \rho_3)^2, \\
e_7 &= (\rho_1 + \rho_4 - \rho_3)^2, \\
e_8 &= (\rho_3 - \rho_4)^2 + (\rho_2 + \rho_3 - \rho_5)^2, \\
e_9 &= (\rho_2 + \rho_4 - \rho_5)^2,
\end{aligned} \tag{21}$$

and

$$\bar{\mu} = \frac{\sqrt{2}\pi\xi_0}{r_H v_F} (w_x + iw_y). \tag{22}$$

To concretely perform the average $\langle \rangle_{\text{FS}}$ in the above expressions of the GL coefficients, an appropriate FS needs to be chosen. To explain the appearance [7] of the FFLO state in $\mathbf{H} \parallel c$, mentioned in Introduction, in CeCoIn₅ with a Q2D structure, the use of a simple cylindrical FS is not appropriate: In the case of the purely cylindrical FS with a corrugation, the FFLO modulation does not become parallel to $\mathbf{H} \parallel c$ [16] in spite of the field configuration dominated by the orbital depairing, reflecting that such a modulation tends to occur in a direction with the largest Fermi velocity [17]. This is not in conflict with the presence of the FFLO phase in CeCoIn₅ in $\mathbf{H} \parallel c$ because the FS sheet with the heaviest mass of quasiparticles in this material is not a pure cylinder with a corrugation but accompanied by a small portion with a large $|w_c/w_{ab}|$. See the electron 14-th sheet of FS in Ref.[18] which has the heaviest effective mass and thus, is more effective for a d -wave superconductivity. In this work, a toy model of FS, sketched in Fig.1, is used in which the noncylindrical portion is incorporated as a small piece of the spherical FS with radius k_F , the Fermi wavenumber in 2D limit. The spanning angle θ (see Fig.1) measures the size of the noncylindrical portion inducing an FFLO modulation parallel to $\mathbf{H} \parallel c$, while the uniaxial anisotropy γ_{an} of the coherence lengths arises mainly from the corrugation of the cylindrical FS.

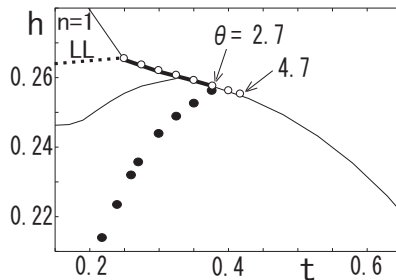


FIG. 2: A typical h v.s. t phase diagram in $\mathbf{H} \parallel c$ composed of the mean field transition lines (solid curves) for $l_{QP} = \infty$, $\alpha_{M,c} = 6.9$, and $\gamma_{an} = 2.8$. Thin (thick) solid curves imply second order (discontinuous) transition lines for $\theta = 2.7$ degrees. The H_{c2} -curve consists of three solid curves rising upon cooling, while the thin solid curve decreasing upon cooling is $H_{FFLO}(T)$. The open (closed) symbols express the discontinuous $H_{c2}(T)$ -transition line ($H_{FFLO}(T)$ -line) for $\theta = 4.7$ degrees. The H_{FFLO} -value for $\theta = 4.7$ degrees does not decrease unlimitedly but saturates near $0.19 H_{2D}^{(orb)}(0)$ in $T \rightarrow 0$ limit. The $n = 1$ LL vortex state occurs above the dotted curve. The onset T_0 of discontinuous H_{c2} -transition is indicated by an arrow for each θ . Only the $H_{FFLO}(T)$ curve was sensitive to such a small change of θ -values.

III. POSSIBLE PHASE DIAGRAMS AND THERMODYNAMIC QUANTITIES

A typical $\mathbf{H} \parallel c$ phase diagram obtained numerically in terms of the tools explained in sec.II is given in Fig.2, where γ_{an} is the ratio $H_{ab}^{(orb)}(0)/H_c^{(orb)}(0)$, i.e., the anisotropy of the orbital limited $H_{c2}(0)$. The figure shows that a drastic shrinkage of the FFLO region occurs with decreasing θ (see Fig.1) reflecting the absence of the $\mathbf{H} \parallel c$ FFLO state in $\theta = 0$ case [16]. The high field ground state just below $H_{c2}(0)$ in the ballistic limit is formed here not in $n = 0$ LL but in a higher LL, which is $n = 1$ LL for α_M -values of our interest, and has some anisotropic inhomogeneity besides the vortices [19]. The $n = 1$ LL state has a striped structure [19] due to nodal planes $\parallel \mathbf{H}$ and can be regarded as *another* FFLO state. In a GL free energy similar to eq.(1) but within the $n = 1$ LL, its quartic term has a positive coefficient near H_{c2} for the α_M -values of our interest here, and thus, a second order H_{c2} -transition occurs in $t < 0.25$ on the thin solid line following from $a_1(0) = 0$ (see the first expression of eq.(20)) and rising *steeply* on cooling. However, the presence of the $n = 1$ LL state is inconsistent with the observations on CeCoIn₅ at low temperatures, in which no H_{c2} curve rising steeply is seen, and the H_{c2} -transition remains discontinuous even at $t \simeq 0.015$ [8]. Note also that the change of FS flattens $H_{FFLO}(T)$ line, while it does not affect the range of the $n = 1$ LL state and the position of the H_{c2} -line. This suggests that other factors than the shapes of FS have to be taken into account to understand the $\mathbf{H} \parallel c$ phase diagram of CeCoIn₅.

It should be stressed that this conclusion does not follow as far as trying to explain only the appearance of the FFLO state in $\mathbf{H} \perp c$: As seen in Ref.[20] where the elliptic FS was assumed, the FFLO state in $n = 0$ LL manages to surmount an instability at low temperatures to the in-plane modulated state in $n = 1$ LL for an appropriate FS because the discontinuous $H_{c2}(T)$ line in $\mathbf{H} \perp c$ shows a more remarkable rise on cooling than that in $\mathbf{H} \parallel c$. In contrast, it is difficult in $\mathbf{H} \parallel c$ to, in the ballistic limit, protect the $n = 0$ LL state from the $n = 1$ LL one.

Next, effects of a finite QP's lifetime or l_{QP} will be considered by neglecting possible h dependences of l_{QP} for the moment. A crucial role of a H -dependence of l_{QP} will be pointed out in sec.IV. Possible origins of such a finite l_{QP}

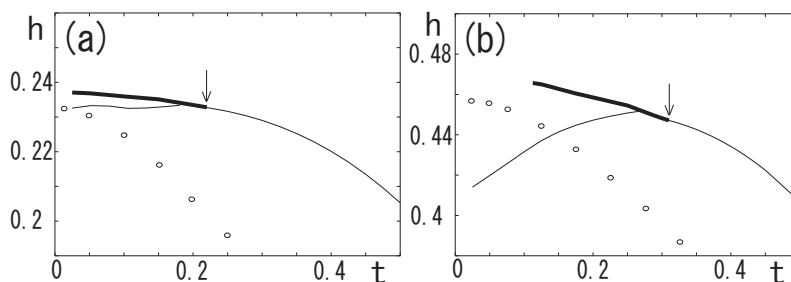


FIG. 3: (a) Phase diagram in perpendicular fields ($\mathbf{H} \parallel c$) in the case with a finite mean free path $l_{QP} = 15.5\xi_0$. The values $\gamma_{an} = 2.8$, $\theta = 4.7$ degrees, and $\alpha_{M,c} = 6.9$ are used. The open circles indicate the curve defined by $a_1(0) = 0$. The arrow indicates T_0 . (b) The corresponding one under a parallel field in an antinodal direction following from $\alpha_{M,ab} = 7.69$ and the same values of l_{QP} , θ , and γ_{an} as in (a).

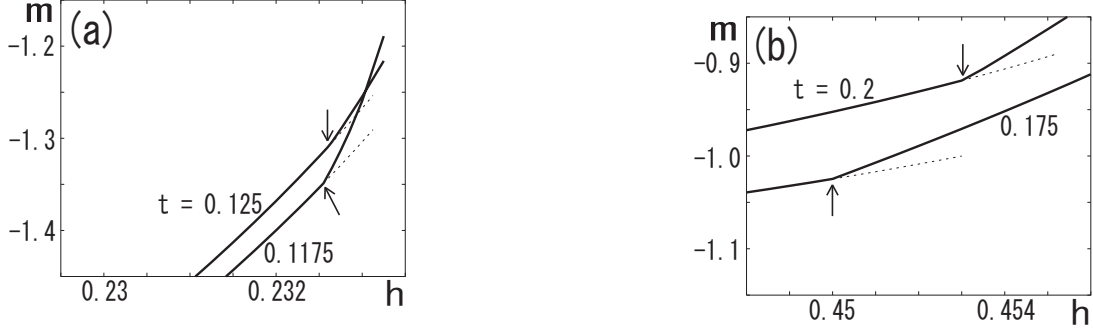


FIG. 4: Field dependences of a dimensionless magnetization m (see the text) in $\mathbf{H} \parallel c$ (a) and $\mathbf{H} \perp c$ (b) corresponding to Fig.3(a) and (b), respectively. Each arrow indicates the corresponding H_{FFLO} .

in CeCoIn₅ are an impurity scattering and some magnetic fluctuation accompanying, if any, a quantum critical point. Although we focus here on the case of an impurity, the present analysis is qualitatively applicable to the case with a magnetic fluctuation as far as the finite QP damping is their main effect on QPs. The primary consequence of an impurity scattering is a finite QP's relaxation rate v_F/l_{QP} in anisotropic superconductors satisfying $\langle \hat{\Delta}_p \rangle_{\text{FS}} = 0$, where impurity-induced vertex corrections to a_n and V_m are negligible [5]. The QP relaxation rate is incorporated in eq.(15) merely with replacement, $2|\varepsilon| \rightarrow 2|\varepsilon| + v_F/l_{\text{QP}}$, where ε is a Fermion Matsubara frequency. In the expressions of eq.(20), this replacement is represented [5] simply by replacing $f(\sum \rho)$ there with

$$\bar{f}\left(\sum \rho\right) = \exp\left(-2\pi \frac{\xi_0}{l_{\text{QP}}} \sum \rho\right) f\left(\sum \rho\right). \quad (23)$$

A typical example of phase diagrams following from the resulting GL free energy is given in Fig.3. In $\mathbf{H} \parallel c$, effects of the finite l_{QP} are stronger, and the FFLO state easily shrinks, while the corresponding state in $\mathbf{H} \perp c$, as in Fig.3 (b), survives over a broad field range keeping a downward transition curve (i.e., $dH_{\text{FFLO}}/dT > 0$). It is a reflection of the fact that the $\mathbf{H} \parallel c$ FFLO state, supported by a small piece of FS, is fragile and may be easily destroyed by a weak perturbation. Such a stronger effect of the finite l_{QP} on the $\mathbf{H} \parallel c$ FFLO state is not surprising once recalling that the impurity-induced pinning of vortices in Q2D vortex states is much weaker in the parallel fields. In general, as the FFLO state shrinks via a change of FS or a finite l_{QP} , the $H_{\text{FFLO}}(T)$ curve tends to change from a downward curve with positive dH_{FFLO}/dT to a flat or upward one. More importantly, *another* modulated state in $n = 1$ LL accompanied by a steep H_{c2} -curve was pushed down to $T = 0$ and was lost by including a finite l_{QP} in both field configurations of Fig.3. It suggests that a finite QP damping is needed to obtain phase diagrams consistent with those of CeCoIn₅. We note that the l_{QP} -value used in Fig.3 is comparable with the estimated one from thermal conductivity data in $H \geq 0.8$ (T) [12].

We note that the above-mentioned disappearance, induced by a finite l_{QP} , of the $n = 1$ LL modulated state is a consequence of an increase of the LL splitting and thus, cannot be found based on the approach [21] neglecting the vortices, i.e., in the *limit* of vanishing LL splittings. In fact, in contrast to our results [5] and the observation in CeCoIn₅ [1, 7], no phase diagrams including a discontinuous H_{c2} -transition are obtained for d -wave pairing systems with a finite l_{QP} in such a limiting case [21].

To understand features of the Abrikosov to FFLO transition at H_{FFLO} , the magnetization M and the specific heat in $\mathbf{H} \perp c$ have been calculated around H_{FFLO} . The specific heat jump at H_{FFLO} (or $T = T_{\text{FFLO}}$) is given by

$$\frac{\Delta C_{\text{FFLO}}}{T_{\text{FFLO}}(H)} = \frac{N(0)}{2c^{(4)}} \left(\frac{\partial c^{(2)}}{\partial t}\right)^2 \simeq \frac{\Delta C(0)}{20c^{(4)}T_c} \left(\frac{\partial c^{(2)}}{\partial t}\right)^2, \quad (24)$$

in terms of the jump value $\Delta C(0)$ at T_c in zero field. Calculations leading to Fig.3(b) show that $\Delta C_{\text{FFLO}}/T_{\text{FFLO}}$ is $0.051 \Delta C(0)/T_c$ for $t = 0.175$ and $0.034 \Delta C(0)/T_c$ for $t = 0.075$, respectively, which are, up to the factor 2, in agreement with the values, $(0.065 \sim 0.09) \Delta C(0)/T_c$, estimated from the data [1, 4]. The decrease of $\Delta C_{\text{FFLO}}/T_{\text{FFLO}}$ upon cooling (see also Fig.3 in Ref.[1]) implies that, as Fig.4 (b) also shows, this transition becomes more continuous as the paramagnetic depairing is more effective upon cooling.

In Fig.4, the FFLO transitions in the two field configurations are compared with each other through results of the normalized magnetization $m(T, H) \equiv 8\pi\kappa^2 M / (0.12H_{2\text{D}}^{(\text{orb})}(0))$, where κ is the GL parameter (i.e, the ratio between the penetration depth and the coherence length) defined in low fields. Noting that $\partial\mathcal{F}/\partial\alpha_e = \partial\mathcal{F}/\partial Q = 0$ in equilibrium,

the magnetization M is given simply by

$$M = -N(0)T_c^2\alpha_e^2 \left[(a_0(0))' + \frac{\alpha_e^2}{2}(V_4(0))' + \frac{\alpha_e^4}{3}V_6' + \bar{q}_m^2 \left((a_0^{(2)})' - \frac{\alpha_e^2}{2}(V_4^{(2)})' \right) - \bar{q}_m^4 \left((a_0^{(4)})' - \frac{\alpha_e^2}{2}(V_4^{(4)})' \right) \right], \quad (25)$$

where the prime implies the derivative with respect to H (i.e., $(a_0(0))' = \partial a_0(0)/\partial H$). As mentioned in sec.II, the spatial average of $|\Delta|^2$ decreases due to the appearance of the FFLO modulation. In fact, this decrease of $|\Delta|^2$ is the origin of the slope changes at H_{FFLO} in thermal conductivity [22] and penetration depth [23] data. Consistently with this $|\Delta|^2$ -decrease, $|m|$ also shows an additional reduction, appeared as a kink, on entering the FFLO state from below. Note that the kink at H_{FFLO} in $\mathbf{H} \parallel c$ becomes more remarkable rather at lower t in contrast to the tendency in $\mathbf{H} \perp c$ mentioned above. It implies that a transition to a more fragile FFLO state is sharper, reflecting a rapid growth of \bar{q} near H_{FFLO} , and may become discontinuous [24] for smaller values of l_{QP} and/or θ . Thus, for a more fragile FFLO state, $|m|$ decreases more rapidly with increasing H through H_{FFLO} . This feature is consistent with a qualitative difference seen between available m -data in $\mathbf{H} \parallel c$ and $\mathbf{H} \perp c$ [8, 25]. Further, a sharper change at H_{FFLO} of m tends to reduce the magnetization jump at H_{c2} . Since a weaker discontinuous H_{c2} -transition should occur closer to the *virtual* second order H_{c2} -transition line (i.e., the extrapolations to lower temperatures of the upper thin solid curves in Fig.3), the real H_{c2} -line in such a case will become flatter at lower temperatures. This is a qualitative explanation on differences between the $H_{c2}(T)$ curves in $\mathbf{H} \perp c$ and $\mathbf{H} \parallel c$. Although it is a conventional wisdom that, when the H_{c2} -transition is of second order, an FFLO modulation increases the H_{c2} value, the coexistence of an FFLO state with a flat H_{c2} curve in CeCoIn₅ seems to be a consequence of the *discontinuous* H_{c2} transition.

IV. DISCUSSIONS

Finally, effects of the electron correlation will be considered here in relation to the p (pressure) dependences of the phase diagrams [9], in which T_0 and T_{FFLO} increasing with increasing p are suggested. The mass enhancement of normal QPs, which is a main effect of electron correlation, is incorporated by replacing the Matsubara frequency ε in eq.(15) by $Z\varepsilon$, where $Z > 1$. Then, by neglecting an ε -dependence of Z , it is easily verified that the theoretical results in the preceding sections and the figures in sec.III, expressed via the *normalized* field h and temperature t , remain unchanged under replacement

$$\begin{aligned} T_c &\equiv T_c(1) \rightarrow T_c(Z), \\ N(0) &\rightarrow ZN(0), \\ \xi_0 &\rightarrow \xi(Z) = \frac{\xi_0 T_c}{Z T_c(Z)}, \\ \frac{\Delta(\mathbf{r})}{T_c} &\rightarrow \frac{\Delta(\mathbf{r})}{Z T_c(Z)}, \end{aligned} \quad (26)$$

and

$$\alpha_M \rightarrow \alpha_M(Z) \equiv \alpha_M \xi_0 \frac{\mu_B(Z)}{\xi(Z)\mu_B}, \quad (27)$$

where $\mu_B(Z)H$ is the Zeeman energy in the case with a mass enhancement included, and the dimensionless Fermi velocity \mathbf{w}/v_F is unchanged. The Z dependence in the above Δ -replacement is familiar in the conventional formulation of the strong coupling superconductivity [26] and implies the difference between the energy gap and the anomalous selfenergy of QPs in the SC phase, while the Z dependences of the density of states and the coherence length are simply due to the mass enhancement. In general, an enhanced electron correlation should increase $\mu_B(Z)$, $(\xi(Z))^{-1}$ and thus, $\alpha_M(Z)$. On the other hand, we have verified that an increase of $\mu_B(Z)$, as expected, reduces $H_{c2}(0)$, while a decrease of $\xi(Z)$ results in an increase of $H_{c2}(0)$. Then, since Z should decrease with p , the p -induced decrease of $H_{c2}(0)$ in $\mathbf{H} \parallel c$ [9, 27] is mainly a reflection of an increase of $\xi(Z)$, while the p -induced increase of $H_{c2}(0)$ in the parallel fields [9, 27] is a consequence of p -induced decrease of $\mu_B(Z)$ in $\mathbf{H} \perp c$ outweighing the increase of $\xi(Z)$. Then, the p -induced increase of $T_c(Z)$ [9] may be one possible origin of the strange p -induced *increases* [9] of the two temperature scales induced by the paramagnetic depairing, $T_{\text{FFLO}}(H)$ and the onset T_0 of the discontinuous H_{c2} -transition.

However, the p dependence of the QP damping seems to be a more direct origin of those of the two temperature scales if, as suggested in Ref.[13], the main origin of the QP damping is a scattering via magnetic fluctuations created

by the strong correlation and surviving in $t \rightarrow 0$ limit. In fact, as shown in Fig.3, we have to assume the presence of a small but finite scattering rate $\sim l_{QP}^{-1}$ to reach similar phase diagrams to those observed in CeCoIn₅. According to a recent estimation of l_{QP} based on transport data [12, 13], l_{QP} obtained by sweeping h in the low t region relevant to the FFLO phenomena seems to be the shortest near $H_{c2}(0)$. Then, the results in Figs.2 and 3 suggest the picture that, reflecting a weaker magnetic fluctuation at higher p , the resulting weaker QP damping at higher p would lead to increases of the above-mentioned two temperature scales. Further, the strong H -dependence of $l_{QP}(H)$ suggested in Ref.[12, 13] seems to resolve a qualitative disagreement on the $H_{FFLO}(T)$ -line between the experimental phase diagrams [1, 9, 22, 23] and Fig.3(b) in which l_{QP} was assumed to be H -independent : The $H_{FFLO}(T)$ curve closer to the $H_{c2}(T)$ line in Fig.3(b) shows a negative curvature ($d^2H_{FFLO}/dT^2 < 0$) in contrast to the experimental one. However, if l_{QP} remarkably decreases with increasing H below $H_{c2}(T)$, the part of $H_{FFLO}(T)$ closer to $H_{c2}(T)$ should be depressed so that $H_{FFLO}(T)$ may get a positive curvature. Although discussing a microscopic picture of the magnetic fluctuation is beyond the scope of this work, the above argument implies that the presence of a magnetic or nonsuperconducting quantum critical point near H_{c2} , suggested [13, 28] through transport measurements in the high field normal state, is the main origin of remarkable differences in the phase diagram from that expected in the weak coupling and clean (or ballistic) limit. Then, we speculate that, at higher pressures, the higher LL vortex state with a modulation, *perpendicular* to \mathbf{H} , of FFLO type might occur at low enough temperatures in CeCoIn₅ particularly in $\mathbf{H} \parallel c$.

In summary, SC phase diagrams including an FFLO vortex state have been systematically examined to explain the H - T phase diagrams of CeCoIn₅. By examining notable differences in the phase diagrams and thermodynamic properties seen between the two configurations, $\mathbf{H} \perp c$ and $\mathbf{H} \parallel c$, crucial roles of quasiparticle damping in the FFLO state have been pointed out. The origin of differences between *conventional* theoretical phase diagrams including an FFLO state and the observed one of CeCoIn₅ seems to consist in an enhanced quasiparticle damping presumably related to a magnetic quantum critical behavior near H_{c2} .

Acknowledgments

The author is grateful to Y. Matsuda and C.F. Miclea for discussions. Numerical computations were carried out at YIFP in Kyoto University. This work is financially supported by a Grant-in-Aid from the Ministry of Education, Culture, Sports, Science, and Technology, Japan.

-
- [1] A. Bianchi, R.Movshovich, C.Capan, P.G.Pagliuso, and J.L.Sarrao, Phys. Rev. Lett. **91**, 187004 (2003).
 - [2] P. Fulde and R. A. Ferrell, Phys. Rev. **135**, A550 (1964); A. I. Larkin and Y. N. Ovchinnikov, Sov. Phys. JETP **20**, 762 (1965).
 - [3] K. Izawa, H.Yamaguchi, Y.Matsuda, H.Shishido, R.Settai, and Y.Onuki, Phys Rev. Lett. **87**, 057002 (2001).
 - [4] C. Petrovic, P. G. Pagliuso, M. F. Hundley, R. Movshovich, J. L. Sarrao, J. D. Thompson, Z. Fisk, and P. Monthoux, J. Phys. Condens. Matters.**13**, L337 (2001).
 - [5] H. Adachi and R. Ikeda, Phys. Rev. B **68**, 184510 (2003).
 - [6] R. Ikeda and H. Adachi, Phys. Rev. Lett. **95**, 269703 (2005).
 - [7] K. Kumagai, M. Saitoh, T. Oyaizu, Y. Furukawa, S. Takashima, M. Nohara, H. Takagi, and Y. Matsuda, Phys.Rev.Lett. **97**, 227002 (2006).
 - [8] X. Gratens, L. Mendonca Ferreira, Y. Kopelevich, N. F. Oliveira Jr., P. G. Pagliuso, R. Movshovich, R. R. Urbano, J. L. Sarrao, J. D. Thompson, cond-mat/0608722.
 - [9] C.F. Miclea, M. Nicklas, D. Parker, K. Maki, J.L. Sarrao, J.D. Thompson, G. Sparn, and F. Steglich, Phys. Rev. Lett. **96**, 117001 (2006).
 - [10] L.W. Gruenberg and L. Gunther, Phys. Rev. Lett. **16**, 996 (1966).
 - [11] R. Ikeda, cond-mat/0610796 (Phys. Rev. B, in press).
 - [12] Y. Kasahara, Y. Nakajima, K. Izawa, Y. Matsuda, K. Behnia, H. Shishido, R. Settai, and Y. Onuki, Phys. Rev. B **72**, 214515 (2005). See Fig.5 there.
 - [13] Y. Onose, N. P. Ong, and C. Petrovic, cond-mat/07062674.
 - [14] For instance, see V. N. Popov, *Functional Integrals in Quantum Field Theory and Statistical Physics* (Reidel, 1983).
 - [15] G. Eilenberger, Z. Phys. **214**, 195 (1968).
 - [16] R. Ikeda, cond-mat/0610863 (for the Proceedings of M²S-HTSC VIII, Dresden. To appear in Physica C).
 - [17] K. Machida and H. Nakanishi, Phys. Rev. B **30**, 122 (1984).
 - [18] Y. Onuki, R. Settai, K. Sugiyama, T. Takeuchi, T.C. Kobayashi, Y. Haga, and E. Yamamoto, J. Phys. Soc. Jpn. **73**, 769 (2004).
 - [19] U. Klein, D. Rainer, and H. Shimahara, J. Low Temp. Phys. **118**, 91 (2000).

- [20] R. Ikeda and H. Adachi, Phys. Rev. B **69**, 212506 (2004).
- [21] D. F. Agterberg and Kun Yang, J. Phys. Condens. Matter **13**, 9259 (2001).
- [22] C. Capan, A. Bianchi, R. Movshovich, A. D. Christianson, A. Malinowski, M. F. Hundley, A. Lacerda, P. G. Pagliuso, and J. L. Sarrao, Phys. Rev. B **70**, 134513 (2004).
- [23] C. Martin, C. C. Agosta, S. W. Tozer, H. A. Radovan, E. C. Palm, T. P. Murphy, and J. L. Sarrao, Phys. Rev. B **71**, 020503(R) (2005).
- [24] The first order FFLO transition, reported quite recently in an organic material [R.Lortz, Y.Wang, A.Demuer, M.Bottger, B.Bergk, G.Zwicknagl, Y.Nakazawa, and J.Wosnitzka, cond-mat/07063584], might be relevant to this case.
- [25] T. Tayama, A. Harita, T. Sakakibara, Y. Haga, H. Shishido, R. Settai, and Y. Onuki, Phys. Rev. B **65**, 180504 (2002).
- [26] J. R. Schrieffer, *Theory of Superconductivity* (Addison-Wesley, 1988).
- [27] T. Tayama, Y. Namai, T. Sakakibara, M. Hedo, Y. Uwatoko, H. Shishido, R. Settai and Y. Onuki, J. Phys. Soc. Jpn. **74**, 1115 (2005).
- [28] S. Singh, C. Capan, M. Nicklas, M. Rams, A. Gladun, H. Lee, J. F. DiTusa, Z. Fisk, F. Steglich, and S. Wirth, Phys. Rev. Lett. **98**, 057001 (2007) ; F. Ronning, C. Capan, A. Bianchi, R. Movshovich, A. Lacerda, M. F. Hundley, J. D. Thompson, P. G. Pagliuso, and J. L. Sarrao, Phys. Rev. B **71**, 104528 (2005).