

Fine Tuning in Supersymmetric Models

Peter Athron and D.J. Miller

*Department of Physics and Astronomy, University of Glasgow,
Glasgow G12 8QQ, United Kingdom*

Abstract

The solution to fine tuning is one of the principal motivations for Beyond the Standard Model (BSM) Studies. However constraints on new physics indicate that many of these BSM models are also fine tuned (although to a much lesser extent). To compare these BSM models it is essential that we have a reliable, quantitative measure of tuning. We review the measures of tuning used in the literature and propose an alternative measure. We apply this measure to several toy models and the Minimal Supersymmetric Standard Model.

I Introduction

Fine tuning appears in many areas of particle physics and cosmology, such as the Standard Model (SM) Hierarchy Problem and the Cosmological Constant Problem. These problems imply that the universe we live in is a very atypical scenario of the theories we use to describe it. The contortion required to reproduce observation makes such theories seem unnatural, motivating many studies of Beyond the Standard Model (BSM) physics.

However many of the models constructed to solve fine tuning, also exhibit some degree of tuning themselves. In the absence of data, while we await the LHC, naturalness is used to compare models and judge their viability. Great importance has been attached to small differences in the levels of tuning when comparing models, so it is important that naturalness and fine tuning are rigorously understood and measured accurately.

For example the Hierarchy Problem is one of the fundamental motivations of low energy supersymmetry. If the SM is an effective theory, valid up to the Planck scale, then the inclusion of supersymmetric partners for every SM particle leads to the cancellation of quadratic divergences in the loop corrections to the Higgs mass. This removes the need for fine tuning of $\mathcal{O}(10^{34})$ between the tree-level mass parameter and the Planck Mass, allowing the Higgs boson to be naturally light.

Unfortunately current limits on superpartner masses may imply fine tuning in the most studied model, the Minimal Supersymmetric Standard Model (MSSM). The minimisation of the Higgs potential sets the square of the Z boson mass, M_Z^2 , in terms of the supersymmetry breaking scales. In the MSSM the tree-level expression for this is,

$$M_Z^2 = \frac{2(m_{H_d}^2 - m_{H_u}^2 \tan^2 \beta)}{1 - \tan^2 \beta} - 2|\mu|^2, \quad (1)$$

where $\tan \beta$ is the ratio of vacuum expectation values, μ the bilinear Higgs superpotential parameter, and m_{H_u} and m_{H_d} are the up and down type Higgs scalar masses respectively.

Lower bounds on the masses of the supersymmetric particles and the Higgs translate to lower bounds on the parameters appearing on the right hand side of Eq. (1). If, for example, one of the parameters is 1 TeV, then to cancel this contribution and give $M_Z = 91.188$ GeV, another parameter (or combination of parameters) would have to be tuned to the order of one part in a hundred.

Including loop corrections to Eq. (1) and examining the experimental constraints, one finds that the largest term is from corrections involving the heaviest stop. This can be written as [1],

$$\delta m_{H_u}^2 = -\frac{3y_t^2}{8\pi^2}(m_{\tilde{t}_l}^2 + m_{\tilde{t}_r}^2) \log\left(\frac{\Lambda}{m_{\tilde{t}}}\right), \quad (2)$$

where Λ is the high scale at which the soft stop masses, $m_{\tilde{t}_l}$ and $m_{\tilde{t}_r}$, are generated from the supersymmetry breaking mechanism and y_t is the top Yukawa coupling. A heavy physical stop mass ($m_{\tilde{t}} \gtrsim 500$ GeV) is needed to provide radiative corrections to the light CP even Higgs mass, m_{h^0} of the form,

$$\delta m_{h^0}^2 = \frac{3v^2 y_t^2}{4\pi^2} \sin^4 \beta \log\left(\frac{m_{\tilde{t}_l} m_{\tilde{t}_r}}{m_t^2}\right), \quad (3)$$

which are large enough to evade the LEP constraints on its mass (≥ 114 GeV). So the Little Hierarchy Problem is really about the tension between the masses of the Z boson, the heaviest stop squark and the light Higgs.

The desire to solve this “Little Hierarchy Problem” has motivated a flood of activity in the construction of supersymmetric models [2, 3, 4, 5, 6]. There is also increased interest in studying alternative solutions to the SM Hierarchy problem [7, 8, 9]. In addition to ensuring such models satisfy phenomenological constraints it is essential that the naturalness is examined using a reliable, quantitative measure of tuning.

In Ref.[10] Barbieri and Giudice propose a measure of tuning for an observable, O , with respect to a parameter, p_i ,

$$\Delta_{BG}(p_i) = \left| \frac{p_i}{O(p_i)} \frac{\partial O(p_i)}{\partial p_i} \right|. \quad (4)$$

A large value of $\Delta_{BG}(p_i)$ implies that a small change in the parameter results in a large change in the observable, so the parameters must be carefully “tuned” to the observed value. Since there is one $\Delta_{BG}(p_i)$ per parameter, they define the largest of these values to be the tuning for that point,

$$\Delta_{BG} = \max(\{\Delta_{BG}(p_i)\}). \quad (5)$$

They then make the aesthetic choice that a tuning, $\Delta_{BG} > 10$ is fine tuned.

This measure has been used extensively in the literature to quantify tuning in the MSSM [11, 12, 13, 14, 15, 16] and to examine tuning in other models and theories e.g. [1, 17]. However other measures have also been proposed and used in the literature.

Motivated by global sensitivity, which will be discussed in the next section, Anderson and Castano [18] propose that tuning should be measured with,

$$\Delta_{AC}(p_i) = \frac{\Delta_{BG}(p_i)}{\bar{\Delta}_{BG}(p_i)}, \quad (6)$$

where they choose the “average” sensitivity, $\bar{\Delta}_{BG}(p_i)$, not to be the mean, but instead defined by,

$$\bar{\Delta}_{BG}^{-1}(p) = \frac{\int p f(p) \Delta_{BG}^{-1}(p) dp}{p f(p) \int dp}. \quad (7)$$

where $f(p)$ is the probability distribution of parameter p . Individual $\Delta_{AC}(p_i)$ are combined in the same manner as the individual $\Delta_{BG}(p_i)$ were,

$$\Delta_{AC} = \max(\{\Delta_{AC}(p_i)\}). \quad (8)$$

There is some dispute within the literature as to whether or not Eq. (5) is the best way of choosing a final tuning value from the set $\{\Delta_{BG}(p_i)\}$. In [19, 20, 21, 9, 22] the individual $\Delta_{BG}(p_i)$ are combined as if uncorrelated,

$$\Delta_E = \sqrt{\sum_i \Delta_{BG}^2(p_i)}. \quad (9)$$

Several other measures have been proposed [23, 24], but will not be discussed here.

In Section II we detail some limitations of the traditional measure of tuning, Δ_{BG} , used for this Little Hierarchy Problem. We then describe our fundamental notion of tuning, and how this principle can be applied to construct quantitative measures of tuning in Section III. This leads us to present a new tuning measure in Section IV, which is also a generalisation of the traditional measure that overcomes the limitations outlined earlier. This measure is applied to several toy models in Section V to demonstrate how it works and compare the results it produces with those from other measures. Finally in Section VI we apply our measure to the Little Hierarchy Problem for a selection of Minimal SuperGRAvity (MSUGRA) inspired points.

II Limitations of the Traditional Measure

Despite the wide use of Δ_{BG} it has several limitations which may obscure the true picture of tuning:

- variations in each parameter are considered separately;
- only one observable is considered in the tuning measure, but there may be tunings in several observables;
- it does not take account of global sensitivity;
- only infinitesimal variations in the parameters are considered;
- there is an implicit assumption that the parameters come from uniform probability distributions.

Tuning is really concerned with how the parameters are combined to produce an unnatural result. If one measures tunings for each parameter individually, there is no clear guide how to combine these tunings to quantify how unnatural this cancellation is. This has led to two alternative approaches in the literature, Eq. (5) and Eq. (9); the only way to

determine if either Δ_{BG} or Δ_E combines sensitivities correctly is to compare them with a generalisation of $\Delta_{BG}(p_i)$ that varies all of the parameters simultaneously.

Secondly, some theories may contain significant tunings in more than one observable. We want to know how can these tunings be combined to provide a single measure. For example it is reported in Ref.[25] that the MSSM also requires tuning in the relic density of the dark matter (ρ). To measure the tuning for some particular set, $S' = \{M'_Z, \rho'\}$, of these observables we should determine how atypical predictions like S' are in the theory. There are four classes of scenario which are significant: the first where both M_Z and ρ are similar to their value in S' ; two more classes where only one of M_Z or ρ is similar to it's value in S' ; one with neither observable similar to S' . Tunings in these two observables should be combined in a manner which measures how atypical scenarios in the first class are, without double counting scenarios which appear in the final class. Only a tuning measure which considers the observables simultaneously can achieve this.

A third problem, first mentioned by Anderson and Castano [18] is that the traditional measure picks up global sensitivity as well as true tuning. Δ_{BG} is really a measure of sensitivity. Consider the simple mapping $f : x \rightarrow x^n$, where $n \gg 1$. Applying the traditional measure to $f(x)$ gives $\Delta_{BG} = \Delta_{BG}(x) = n$. Since Δ_{BG} is independent of x , we follow the example of [18] and term this *global sensitivity*. Since $\Delta_{BG}(x_1) - \Delta_{BG}(x_2) = 0$ for all x_1, x_2 , there is no *relative sensitivity* between points in the parameter space.

If we use Δ_{BG} as our tuning measure then $f(x)$ appears fine tuned throughout the entire parameter space. This contrasts with our fundamental notion of tuning being a measure of how atypical a scenario is. A true measure of tuning should only be greater than one when there is relative sensitivity between different points in the parameter space.

Another concern is that Δ_{BG} only considers infinitesimal variations in the parameters. Since MSSM observables are complicated functions of many parameters, it is reasonable to expect some complicated distribution of the observables about that parameter space. There may be locations where some observables are stable (unstable) locally, but unstable (stable) over finite variations.

Finally, there is also an implicit assumption that all values of the parameters in the effective softly broken Lagrangian \mathcal{L}_{SUSY} are equally likely. However they have been written down in ignorance of the high-scale theory, and may not match the parameters in the high-scale Lagrangian, e.g. \mathcal{L}_{GUT} . Any non-trivial relation between these different sets of parameters may alleviate or exacerbate the fine tuning problem.

While some of the alternative measures in the literature are motivated by one of these issues, no proposed measure fully addresses all of them.

III Constructing Tuning Measures

A physical theory is fine tuned when generic scenarios of the theory predict very different physics to that which is observed. For the theory to agree with observation the parameters must be adjusted very carefully to lie in an extremely narrow range of values. Insisting that the physics described by the theory is similar to that observed, shrinks the acceptable volume of parameter space. When in this tiny volume even small adjustments to the parameters will dramatically change the physics predicted, so fine tuning may also be characterised by instability. It is this instability which the traditional measure is

exploiting.

Instead we wish to construct a tuning measure which determines how rare or atypical certain physical scenarios are. The most direct way to do this is to compare the volume of parameter space, G , that is *similar* to some given scenario with the *typical* volume, T , of parameter space formed by scenarios which are *similar* to each other.

If all the parameters $\{p_i\}$ are drawn from a uniform probability distribution then the probability of obtaining a scenario in G is, G/V , where V is the volume of parameter space formed by all possible parameter choices. Similarly T/V gives the probability of obtaining a scenario in volume T . We may then define tuning as $\hat{\Delta} = T/G$, to quantify the relative improbability of scenarios *similar* to our given scenario in comparison to the *typical* probability.

To place this within a quantitative framework we must define what we mean by “similar” and “typical”. This will be dealt with later. First, though, consider the toy example presented in Fig. I, showing an observable, O , which depends on a parameter, x .

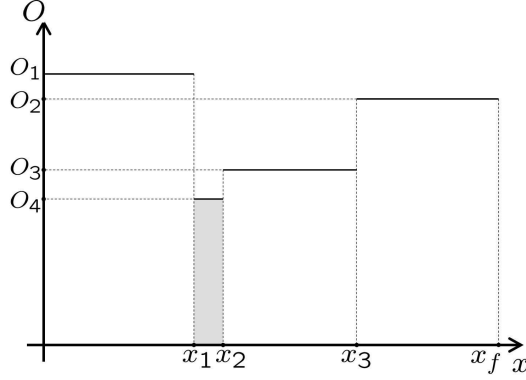


Figure I: A toy example with an observable, O , which depends on a parameter x .

Here there are four clearly distinct groups of observable scenario ($O = O_1, O_2, O_3, O_4$) and “similar” can be replaced with equal. Given one of these groups of scenarios, $O = O_i$, the volume G is the length (one dimensional volume) of parameter space with $O = O_i$. For example, for O_4 we have $G = x_2 - x_1$. Next we must define our “typical” volume, T formed by these distinct groups of scenarios. In this simple example an obvious choice is to define T as the mean volume (length) of parameter space formed by scenarios in the same group. So $T = \frac{1}{4}(x_1 + (x_2 - x_1) + (x_3 - x_2) + (x_4 - x_3)) = \frac{x_4}{4}$. The tuning required to get $O = O_4$ is then $\hat{\Delta} = \frac{x_4}{4(x_2 - x_1)}$, which conforms to our intuitive expectation.

In more realistic examples the definitions of “similar” and “typical” will not be so trivial. The definitions must be chosen to fit the type of problem one is considering. In the simple example given above the problem was that scenarios where $O = O_4$ occupied a smaller proportion of the parameter space than other values, $O = O_1, O_2, O_3$.

In hierarchy problems the concern is that one (or more) observable is much smaller than another observable, despite depending on common parameters. The requirement that one observable is large forces the theory into a region of parameter space where generic points also predict a large value for the second observable(s).

So “similar” must be related to the size of the observables. For example, one might

consider “similar” to observable O'_i to mean observables “of the same order” as O'_i . A sensible definition of G is then the volume of parameter space where $\frac{1}{10} \leq \frac{O_i}{O'_i} \leq 10$, for all observables O_i . However it is not clear that this is more appropriate than some other choice such as $\frac{1}{2} \leq \frac{O_i}{O'_i} \leq 2$. So generally G can be defined by a class of parameter space volumes formed from dimensionless variations in the observables $a \leq \frac{O_i}{O'_i} \leq b$. The numbers a and b used must then be chosen sensibly.

When a large hierarchy between observables requires a large cancellation between parameters, G will be much smaller than the volume one would expect given the region of the parameter space. This is why such scenarios are unnatural. So in defining our “typical” volume, T , we must include the scale of the parameters in some way.

We do not simply compare G with it’s average volume throughout the whole parameter space, $\langle G \rangle$, because this would not contain any information on the scale of the parameters. Were we to do this our measure would depend only on how far parameters are from some hypothesised upper limits on their values rather than the unnatural cancellation between parameters.

We have already defined G in terms of dimensionless variations $[a, b]$ which describe our notion of similar. We can also use this same notion of similarity to describe the scale of the parameters. So we introduce a volume F which is formed from dimensionless variations $[a, b]$ in the parameters. Then we wish to know what volume we expect G to be, given the volume of F . We determine the average ratio between these two volumes, $\langle F/G \rangle$ over the whole parameter space.

The volume of parameter space one expects dimensionless variations in the observables to form, given $F(\{p'_i\})$, is then

$$T = \frac{F(\{p'_i\})}{\langle \frac{F}{G} \rangle}. \quad (10)$$

IV A New Measure

Following the above discussion and motivated by the limitations of the traditional measure, we propose a new measure of tuning.

We define two volumes in parameter space for every point $P'\{p'_i\}$. Let F be the volume of dimensionless variations in the parameters over some arbitrary range $[a, b]$, about point P' , i.e. the volume formed by imposing $a \leq \frac{p_i}{p'_i} \leq b$. Similarly let G be the volume in which dimensionless variations of the observables fall into the same range $[a, b]$, i.e. the volume constrained by $a \leq \frac{O_j(\{p_i\})}{O_j(\{p'_i\})} \leq b$. Volumes F and G are illustrated for a two dimensional example in Fig. II.

We define an unnormalised measure of tuning with,

$$\Delta = \frac{F}{G}. \quad (11)$$

This is sufficient for comparing different regions of parameter space within a given model as the normalisation factor will be common. To compare tuning in different models we need to include normalisation,

$$\hat{\Delta} = \frac{1}{\hat{\Delta}} \frac{F}{G}, \quad (12)$$

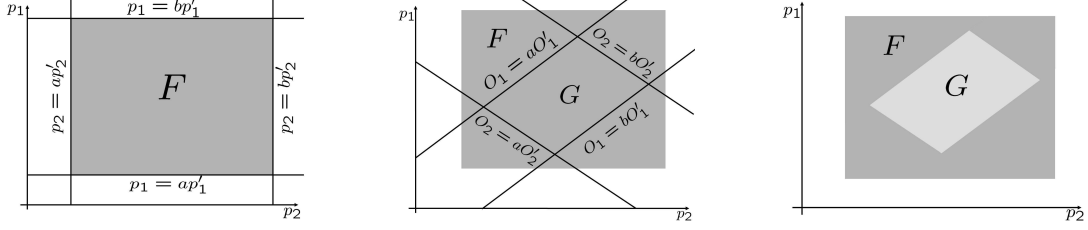


Figure II: *Left*: In two dimensions the bounds placed on the parameters, $a \leq \frac{p_i}{p'_i} \leq b$, appear as four lines in parameter space giving the dark grey area (2d volume), F . *Middle*: Bounds on the two observables, $a \leq \frac{O_j(\{p_i\})}{O_j(\{p'_i\})} \leq b$ introduce four more lines giving the volume G . *Right*: Two dimensional volumes (areas) F (dark grey) and G (light grey).

with,

$$\bar{\Delta} = \left\langle \frac{F}{G} \right\rangle = \frac{\int dp_1 \dots dp_n \frac{F}{G}(\{p_i\}, \{O_i\})}{\int dp_1 \dots dp_n}. \quad (13)$$

Notice that this measure does not depend on experimental constraints. In naturalness problems such constraints should only rule out the point, P' , around which we make variations to test fine tuning. If P' is not experimentally excluded, we should not impose experimental constraints on nearby points $\{P_i\}$ used to probe fine tuning. Fine tuning quantifies how unnatural a region of parameter space is and this is a feature of the theory, not our experimental knowledge.

$\hat{\Delta}$ quantifies the restriction on parameter space. This is more in touch with our intuitive notion of tuning than the stability of the observable. Notice that with only one or two parameters and no global sensitivity, Δ_{BG} also describes restriction of parameter space and yields the same results as our new measure. However it is important to recognise that Δ_{BG} 's ability to do this leads to its utility as a tuning measure there. Equally its failure to do so in many dimensions demonstrates its limitation.

Consider fine tuning for a single observable which depends on more than one parameter, Even though the true tuning for any physical scenario should be described using all available observables, it is often useful to define individual tunings for each observable separately. However, in this case, the volume G is unbounded, since a single observable can only constrain one combination of parameters.

To resolve this difficulty one must either reduce the number of parameters to one or introduce some other bounds on G . The former reintroduces the problem of combining tunings for individual parameters and a better procedure is to restrict G to be within F . Here we are trying to pick up how much of the restriction in parameter space is due to this particular observable. The assumption is made that if all other observables were natural then they would restrict G no more than F does. Therefore we define G_{O_j} to be the volume restricted by $a \leq \frac{O_j(\{p_i\})}{O_j(\{p'_i\})} \leq b$ and $a \leq \frac{p_i}{p'_i} \leq b$. Tuning is then defined by,

$$\hat{\Delta}_{O_j} = \frac{1}{\left\langle \frac{F}{G_{O_j}} \right\rangle} \frac{F}{G_{O_j}}, \quad (14)$$

This definition is applied to obtain individual tunings in the MSSM in Section VI.

Like Δ_{BG} and Δ_{AC} , Δ depends upon the choice of parameterisation. Since tuning is about the restriction of the parameter space this seems unavoidable. To examine different choices of parametrisation one must redefine volumes F and G in terms of the new parameters and normalise the tuning by taking the average over the new parameter space.

Since much of the motivation behind developing this measure was to generalise Δ_{BG} so that many parameters and many observables are considered simultaneously, it is interesting to look at how the two measures are related.

Consider a theory with one observable, y which has a linear dependence on a single parameter, x , with the value of that parameter being drawn from a uniform probability distribution. At the parameter point (x_o, y_o) , notice that, $\Delta_{BG} = |x_o/y_o \partial y / \partial x|$, while we can see $F = (b - a)x_o$ and $G = \frac{\partial x}{\partial y}(b - a)y_o$, so,

$$\Delta = \frac{F}{G} = \frac{bx_o - ax_o}{by_o - ay_o} \frac{\partial y}{\partial x} = \Delta_{BG}. \quad (15)$$

Similarly Anderson and Castano's measure may be written as,

$$\Delta_{AC} = \frac{x_o}{y_o} \frac{\partial y}{\partial x} \frac{\int dx' y(x') \frac{\partial x'}{\partial y(x')}}{x_o \int dx'} = \frac{\int dx' y(x')}{y_o \int dx'} \quad (16)$$

Now notice that $\langle G \rangle = \frac{\partial x}{\partial y} \frac{\int dx' (b-a)y(x')}{\int dx'}$, so,

$$\Delta_{AC} = \frac{\langle G \rangle}{G}. \quad (17)$$

In Section III, we pointed out the difficulty in using $\langle G \rangle / G$ as a tuning measure and this will be further illustrated in Section V when we look at results for our measure and Δ_{AC} for a toy version of the SM Hierarchy problem.

V Toy Models

We now compare some of the tuning measures for various toy models and discuss the implications. In each of these examples we will assume a uniform probability distribution for the parameters.

Table 1 compares the analytical results of various tuning measures for the simple models with only one parameter and one observable. With only one parameter it is trivially the case that $\Delta_E = \Delta_{BG}$, so it is not included.

In the first row of Table 1 are the results for a toy version of the Standard Model Hierarchy Problem, where we know the tuning is enormous. Here there is only one observable, the physical Higgs mass, m_H . At one loop we write,

$$m_H^2 = m_0^2 - C\Lambda^2, \quad (18)$$

	Δ_{BG}	Δ	Δ_{AC}	$\hat{\Delta}$
Toy SM	$1 + \frac{C\Lambda^2}{m_H^2}$	$1 + \frac{C\Lambda^2}{m_H^2}$	$\frac{m_{Hmax}^2 + m_{Hmin}^2}{2m_H^2}$	$\frac{m_0^2}{m_H^2 + \frac{m_H^2 C\Lambda^2}{m_{0max}^2 - m_{0min}^2} \ln \frac{m_{0max}^2 - C\Lambda^2}{m_{0min}^2 - C\Lambda^2}}$
$f(x) = x^n$	n	$\frac{b-a}{b^{1/n} - a^{1/n}}$	$\frac{x_{max} + x_{min}}{2x}$	1
$g(x) = e^{kx}$	$ kx $	$\frac{(b-a) kx }{\ln \frac{b}{a}}$	1	$\frac{2x}{x_{min} + x_{max}}$
Proton Mass	$2 \frac{8\pi^2}{b_3 g_3^2}$	$\frac{(b-a)}{(\frac{-k}{g_3^2 \ln b - k})^{1/2} - (\frac{-k}{g_3^2 \ln a - k})^{1/2}}$	$\frac{(g_{max} + g_{min})(g_{max}^2 + g_{min}^2)}{4g_3^2}$	$\approx \frac{g_{max} g_{min}}{g_3^2}$

Table 1: Tuning measures for models with only one parameter and one observable

and treat only the bare mass squared, m_0^2 as a parameter. Λ , the Ultra-Violet cutoff, is taken to be the Planck Mass or some other fixed scale, while C is a positive constant.

Our measure was obtained by simply varying the tree-level mass parameter over the arbitrary range $[am_0^2, bm_0^2]$ and applying the same dimensionless variations to the observable. This gives $F = (b-a)m_0^2$ and $G = (b-a)m_H^2$, leading to the result for Δ shown. Notice that the arbitrary range $[a, b]$ has fallen out of the result and it matches that obtained using the traditional measure, as shown earlier for all linear functions.

We also determine $\hat{\Delta}$, and Δ_{AC} . In both cases this introduces a dependence on the allowed range of m_0^2 in the theory, so we specify $m_{0min}^2 \leq m_0^2 \leq m_{0max}^2$, and present results where $m_{0min}^2 > C\Lambda^2$, though similar results can be obtained for other scenarios. These bounds give the total allowed range of the parameter in this model and should not be confused with the range of dimensionless variations which appears in the definition of F . If we take the range of variation to be large, $m_{0max}^2 - m_{0min}^2 \gg C\Lambda^2$, then $\hat{\Delta} \approx \frac{m_0^2}{m_H^2} = \Delta_{BG}$. Alternatively, if we choose a very narrow range of variation about $C\Lambda^2 + \mu_H^2$, where $\mu_H \approx 100 \text{ GeV}$, then $\hat{\Delta}$ is very small.

This is intuitively reasonable. Imagine some compelling theoretical reason for the bare mass to be constrained close to the cutoff, e.g. $C\Lambda^2 \leq m_0^2 \leq C\Lambda^2 + (150 \text{ GeV})^2$. In light of this, the case for new physics at low energies would be dramatically weakened. Indeed it is precisely because there is no such compelling reason that we worry about the hierarchy problem and look to BSM physics such as supersymmetry to explain how we can have $m_H \ll M_{\text{Planck}}$.

Now let us compare this with the result for Δ_{AC} . m_{Hmin} and m_{Hmax} are the extremum values of m_H , dictated by the extremum values of m_0 . Notice that as $m_{0max}^2 \rightarrow m_{0min}^2$ we have $m_{Hmin} \rightarrow m_H$ and $m_{Hmax} \rightarrow m_H$, so $\Delta_{AC} \rightarrow 1$. However a fundamental difference between our measure and Δ_{AC} is that the latter will give a large tuning for any $m_H^2 \ll \frac{1}{2}(m_{0max}^2 + m_{0min}^2) - C\Lambda^2$. If the upper bound is chosen such that, $m_{0max}^2 \gg m_0^2$, then even a Higgs mass of $\mathcal{O}(m_0^2)$ will appear fine tuned. This measure is not sensitive to the unnatural cancellation which causes our concern. Instead it is sensitive to the fact that large values of m_H^2 take up a much larger volume of parameter space than small values of m_H^2 . This would be true even if the Higgs mass was described by $m_H^2 = m_0^2$,

with no unnatural cancellation.

Also shown in Table 1 are the results for the simple functions $f(x) = x^n$ and $g(x) = e^{kx}$. Earlier we showed there was no relative sensitivity in $f(x)$. While Δ_{BG} and Δ can be large despite the absence of relative sensitivity, our measure, $\hat{\Delta}$, is exactly unity for all x . Anderson and Castano’s measure does remove the global sensitivity, but their tuning criterion prefers the observable to be as large as possible. For $g(x)$, while there is relative sensitivity between different values of x , the constant factor k makes $\Delta_{BG} > 10$ for all $|x| > 10/k$. For Δ the situation is similar, with $\Delta > 10$ for all $|x| > 10/K$, where $K = k(b - a)/\ln \frac{b}{a}$. In $\hat{\Delta}$ the effect of K is removed and though tuning still increases with x , this is now contextualised by comparing it to $\bar{\Delta}$. It is interesting that our measure considers $f(x)$ to have consistently no tuning ($\hat{\Delta} = 1$), whereas it is for $g(x)$ that $\Delta_{AC} = 1$ for all x .

The original illustration of global sensitivity presented by Anderson and Castano in Ref.[18] was for the proton mass. The proton can be much lighter than the Planck Mass without fine tuning because the renormalisation group equations (RGE) lead to only a logarithmic dependence on high scale quantities. However, by using the one loop RGE for the QCD coupling, α_3 , and equating the proton mass to the QCD scale¹

$$M_{\text{Proton}} \sim \Lambda_{QCD} = C \exp \left[-\frac{8\pi^2}{b_3 g_3^2} \right], \quad (19)$$

where g_3 is the strong gauge coupling evaluated at the Planck scale, M_{Planck} , and C is a positive constant. As they demonstrated, this gives $\Delta_{BG}(g_3) > 100$.

The analytical results for tuning in the mass of the proton, using Eq. (19), are shown in the final row of Table 1. Notice that while the unnormalised tunings are both > 100 , Δ_{AC} and $\hat{\Delta}$ are small. The latter has been determined only approximately in the limit where $g^2 \ln b \ll k$ and $g^2 \ln a \ll k$ for all $g_{\min} \leq g_3 \leq g_{\max}$, where $k = 8\pi^2/b_3$.

In these one parameter examples the need for a normalised tuning measure is apparent. However Δ_{AC} diverges significantly from our new measure, which in many of these simple one dimensional models is equivalent to normalising the traditional measure with it’s mean value.

It is also interesting that even after accounting for global sensitivity some of these one dimensional functions may still show some small degree of tuning. This opens up the possibility that changing the parameterisation of the effective low energy theory might exacerbate or alleviate the tuning problem. Finding choices of parametrisation which reduce tuning could allow us to select high scale theories which are preferential in terms of naturalness. This point has not appeared in the literature and merits investigation. However we do not address this here but leave it for a future study.

Now we consider models with more than one parameter. In these cases Δ_E diverges from Δ_{BG} and we must compare each of these with Δ .

First we return to the SM hierarchy problem, but this time treat m_H as a function of two parameters, m_0^2 and Λ^2 . In the one dimensional example the tension between the

¹For details see [18]

weakness of gravitation (the large Planck Mass) and a light Higgs mass was examined indirectly by choosing the Planck mass to be a fixed constant in theory. We now take a more direct route with two observables m_H^2 and M_{Planck}^2 (“observed” to be large due to the weakness of gravitation), predicted from the parameters with,

$$M_{\text{Planck}}^2 = \Lambda^2, \quad m_H^2 = m_0^2 - C\Lambda^2. \quad (20)$$

We are still predicting m_H^2 from Eq. (18) and have not split up any of the terms to introduce new cancellations, so we expect to simply reproduce the same result for Δ as we obtained in the one parameter toy SM model. However, the method applied provides a simple illustration of how our measure works with more than one parameter. We have a two dimensional parameter space, so allowing the parameters to vary about some point $P'(m_0^2, \Lambda^2)$ over the dimensionless interval $[a, b]$ defines an area, F , in this space. Clearly the bounds from dimensionless variations in M_{Planck}^2 are the same as those from Λ^2 , while the bounds from dimensionless variations in m_H^2 introduce two new lines in the parameter space.

This is shown in Fig. III for two different points. In the first point, the values of the parameters are of the same order as the observable, m_H^2 , because we have chosen a small value of M_{Planck} . So G is not much smaller than F . For the other point $M_{\text{Planck}}^2 \gg m_H^2$, resulting in an F much larger than G and fine tuning. Of course neither of these points are representative of the weakness of gravitation we observe. A point with $M_{\text{Planck}} = 10^{19}$ GeV and $m_H = 120$ GeV, would have $F \gg G$ to such an extent that a graphical illustration is not possible.

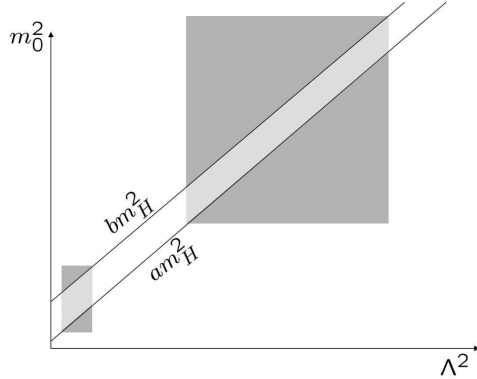


Figure III: The two dimensional volumes (areas) F (dark grey) and G (light grey) for two different points in the two dimensional parameter space.

In general the areas are, $F = (b - a)^2 m_0^2 \Lambda^2$ and $G = (b - a)^2 \Lambda^2 m_H^2$ so,

$$\Delta = 1 + \frac{C\Lambda^2}{m_H^2} = \Delta_{BG}. \quad (21)$$

In this simple case we find the same result as the traditional measure. Combining $\Delta_{BG}(\Lambda)$ and $\Delta_{BG}(m_0^2)$ as if they are uncorrelated, gives,

$$\Delta_E = \frac{\sqrt{C^2 \Lambda^4 + m_0^4}}{m_H^2}. \quad (22)$$

With $C\Lambda^2$ and m_0^2 both $\gg m_H^2$, i.e. fine tuned scenarios, this gives us $\Delta_E \approx \sqrt{2}\Delta$. While our measure does not deviate from Δ_{BG} in this simple example, models with additional parameters allow the observable to be obtained from cancellation of more than two terms, complicating the fine tuning picture.

We now look at a model with four observables, M^2 , M_1^2 , M_2^2 , M_3^2 , and three parameters, p_1^2 , p_2^2 , p_3^2 , described by,

$$M^2 = c_1 p_1^2 - c_2 p_2^2 + c_3 p_3^2. \quad (23)$$

$$M_1^2 = p_1^2, \quad M_2^2 = p_2^2, \quad M_3^2 = p_3^2. \quad (24)$$

For a point (m_1^2, m_2^2, m_3^2) , in the three dimensional parameter space, the traditional measure gives $\Delta_{BG}(p_i) = c_i m_i^2 / M^2$ (no sum over i is implied), so,

$$\Delta_{BG} = \max \left\{ \frac{c_i m_i^2}{M^2} \right\} \quad \text{and} \quad \Delta_E = \frac{\sqrt{\sum_i c_i^2 m_i^4}}{M^2}. \quad (25)$$

To apply our tuning measure in the three dimensional case we must determine volumes F and G . For a point, (m_1^2, m_2^2, m_3^2) , with $M^2 = M_0^2 = c_1 m_1^2 - c_2 m_2^2 + c_3 m_3^2$ we have,

$$\frac{\partial^3 F}{\partial p_1^2 \partial p_2^2 \partial p_3^2} = \prod_{i=1}^3 \theta(p_i^2 - a m_i^2) \theta(b m_i^2 - p_i^2), \quad (26)$$

$$\frac{\partial^3 G}{\partial p_1^2 \partial p_2^2 \partial p_3^2} = \frac{\partial^3 F}{\partial p_1^2 \partial p_2^2 \partial p_3^2} \theta(M^2 - a M_0^2) \theta(b M_0^2 - M^2), \quad (27)$$

where the latter uses $M_i^2 = p_i^2$ and $\theta(x)$ is the usual Heaviside step function. Integrating Eq. (26) over all three p_i gives the volume,

$$F = (b - a)^3 m_1^2 m_2^2 m_3^2, \quad (28)$$

and similarly Eq. (27) gives,

$$\begin{aligned} G = & (b - a)^3 \left\{ \theta(c_3 m_3^2 - c_2 m_2^2) \theta(c_2 m_2^2 - c_1 m_1^2) \left[\frac{1}{c_3} m_1^2 m_2^2 M^2 - \frac{c_1^2}{3 c_2 c_3} m_1^6 \right] \right. \\ & + \theta(c_1 m_1^2 - c_2 m_2^2) \theta(c_2 m_2^2 - c_3 m_3^2) \left[\frac{1}{c_1} m_2^2 m_3^2 M^2 - \frac{c_3^2}{3 c_2 c_1} m_3^6 \right] \\ & + \theta(c_3 m_3^2 - c_2 m_2^2) \theta(c_1 m_1^2 - c_2 m_2^2) \left[m_1^2 m_2^2 m_3^2 - \frac{c_2^2}{3 c_1 c_3} m_2^6 \right] \\ & \left. + \theta(c_2 m_2^2 - c_1 m_1^2) \theta(c_2 m_2^2 - c_3 m_3^2) \left[\frac{1}{c_2} m_1^2 m_3^2 M^2 - \frac{1}{3 c_1 c_2 c_3} M^6 \right] \right\}. \quad (29) \end{aligned}$$

We find that the analytical expressions for tuning in this model depend on the mass hierarchy of m_1 , m_2 and m_3 .

For $c_1 m_1^2 > c_2 m_2^2 > c_3 m_3^2$ we find,

$$\Delta = \frac{F}{G} = \frac{c_1 m_1^2 m_2^2}{m_2^2 M^2 - \frac{c_3^2}{3 c_2} m_3^4} \approx \Delta_{BG} \quad \text{if} \quad c_3 m_3^2 \ll c_2 m_2^2. \quad (30)$$

For $c_3 m_3^2 > c_2 m_2^2 > c_1 m_1^2$ we find:

$$\Delta = \frac{F}{G} = \frac{c_3 m_2^2 m_3^2}{m_2^2 M^2 - \frac{c_1^2}{3c_2} m_1^4} \approx \Delta_{BG} \quad \text{if} \quad c_1 m_1^2 \ll c_2 m_2^2. \quad (31)$$

For $c_3 m_3^2 > c_1 m_1^2 > c_2 m_2^2$ and $c_1 m_1^2 > c_3 m_3^2 > c_2 m_2^2$:

$$\Delta = \frac{F}{G} = \frac{m_1^2 m_3^2}{m_1^2 m_3^2 - \frac{c_2^2}{3c_1 c_3} m_2^4} \approx 1 \quad \text{if} \quad c_1 m_1^2 c_3 m_3^2 \gg c_2^2 m_2^4. \quad (32)$$

For $c_2 m_2^2 > c_1 m_1^2 > c_3 m_3^2$ and $c_2 m_2^2 > c_3 m_3^2 > c_1 m_1^2$:

$$\Delta = \frac{F}{G} = \frac{c_2 m_1^2 m_2^2 m_3^2}{m_1^2 m_3^2 M^2 - \frac{1}{3c_1 c_3} M^6} \approx \Delta_{BG} \quad \text{if} \quad M^4 \ll c_1 m_1^2 c_3 m_3^2. \quad (33)$$

Notice that these results do not match Δ_E , but in three dimensions at least Δ_{BG} is a much better approximation, as is shown in Fig. IV.

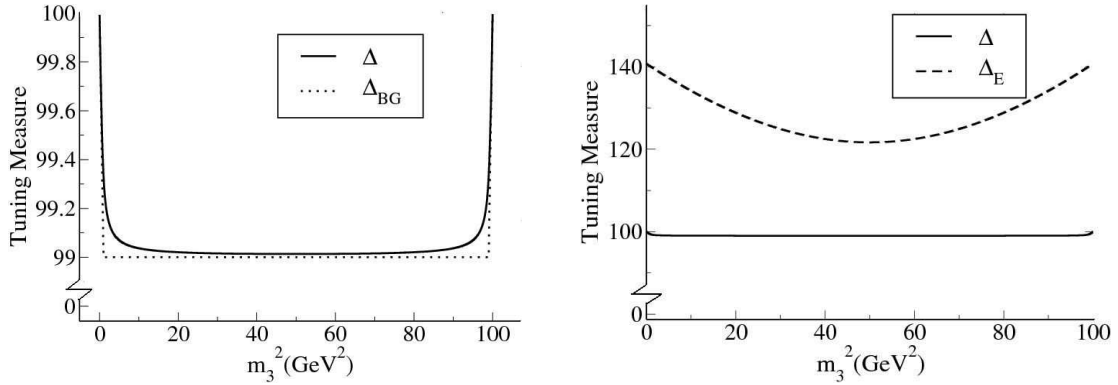


Figure IV: Comparison of (unnormalised) tuning measures in the three parameter model with m_3^2 varying from 0 to 100 GeV^2 and $M_0^2 = 1 \text{ GeV}^2$ and $m_2^2 = 99 \text{ GeV}^2$ kept constant. m_1^2 then varies according to Eq. (23) to accommodate the changes in m_3^2 . *Left*: between Δ_{BG} and our new measure. *Right*: between Δ_E and our new measure.

However, as we have seen, in moving from two parameters to three parameters these discrepancies appeared, increasing the number of parameters further will increase the divergences between the measures.

VI Fine Tuning in the MSSM

The analytical methods described above become increasingly complicated to apply as the number of parameters and observables are increased. For such situations we have also developed a numerical procedure which can be applied to produce approximate results for tuning. Since the MSSM contains many parameters and many observables we chose to apply our numerical approach here.

We take random dimensionless fluctuations about an MSSM point at the GUT scale, $P' = \{p_k\}$, to give new points $\{P_i\}$. These are passed to a modified version of Softsusy 2.0.5[26]. Each random point P_i is run down from the GUT scale until Electroweak Symmetry is broken. An iterative procedure is used to predict M_Z^2 and then all the sparticle and Higgs masses are determined.

As before F is the volume formed by dimensionless variations in the parameters. G_{O_i} is the sub-volume of F additionally restricted by dimensionless variations in the single observable O_i , $a \leq \frac{O_i(\{p_k\})}{O_i(\{p'_k\})} \leq b$. As usual G is the volume restricted by $a \leq \frac{O_j(\{p_k\})}{O_j(\{p'_k\})} \leq b$, for each observable, O_j , where $\{O_j\}$ is the set of masses predicted in Softsusy. For every O_i a count, N_{O_i} , is kept of how often the point lies in the volume G_{O_i} as well as an overall count, N_O , kept of how many points are in G . Tuning is then measured according to,

$$\Delta_{O_i} \approx \frac{N}{N_{O_i}}, \quad (34)$$

for individual observables and

$$\Delta \approx \frac{N}{N_O} \quad (35)$$

for the overall tuning at that point.

Before describing the results two comments on this approach should be made. Firstly when using Softsusy to predict the masses for the random points, sometimes problems are encountered. We may have a tachyon, the Higgs potential unbounded from below, or non-perturbativity. Such points don't belong in volume G as they will give dramatically different physics. However it is unclear which volumes, G_{O_i} , the point lies in. Such points never register as hits in any of the G_{O_i} and this may artificially inflate the individual tunings, including $\Delta_{M_Z^2}$. Keeping the range small reduces the number of problem points. Therefore we chose $a = 0.9$ and $b = 1.1$ for our dimensionless variations.

Secondly, since we are measuring tuning for individual points numerically and cover only a small sample of points, it is not possible to obtain mean values of Δ and the Δ_{O_i} as we haven't sampled the entire space. When simply comparing how the tuning varies about the parameter space the normalisation factor is not needed. However to compare the tuning between different observables as well as to compare with different models some form of normalisation is essential.

We considered points on the Constrained Minimal Supersymmetric Standard Model (CMSSM) benchmark slope², SPS 1a [27]. This slope is defined by,

$$m_0 = -A_0 = 0.4m_{\frac{1}{2}}, \quad \text{sign}(\mu) = +, \quad \tan \beta = 10, \quad (36)$$

where m_0 is the common scalar mass, $m_{1/2}$ the common gaugino mass (both at the GUT scale) and $\text{sign}(\mu)$ is the undetermined sign of μ , the magnitude being determined from a loop corrected, inverted form of Eq. (1) with M_Z^2 set to it's observed value. A_0 is the common multiplicative factor which relates the supersymmetry breaking matrices of trilinear mass couplings to their corresponding Yukawa matrix, e.g. $a_u = A_0 y_u$.

²Such benchmark slopes and points, known as Snowmass Points and slopes (SPS)[27] are chosen by consensus as representing qualitatively different MSSM scenarios and are very useful for comparison with other work.

The parameters we vary simultaneously are the set³ $\{m_0, m_{1/2}, \mu_{GUT}, m_3^2, A_0, y_t, y_b, y_\tau\}$, where m_3 is the soft bilinear Higgs mixing parameter and y_t, y_b, y_τ are the Yukawa couplings of the top, bottom and tau respectively. The gauge couplings are not included as parameters. Doing so would introduce excessive global sensitivity, increasing the statistics needed to keep the errors under control.

First we applied our tuning measure to the observable M_Z^2 for 13 points on the SPS 1a slope. Moving along this slope in $m_{1/2}$ is an increase in the overall supersymmetry breaking scale, since the magnitude of every soft breaking term is increasing. We have plotted the results of this investigation in Figure VI.

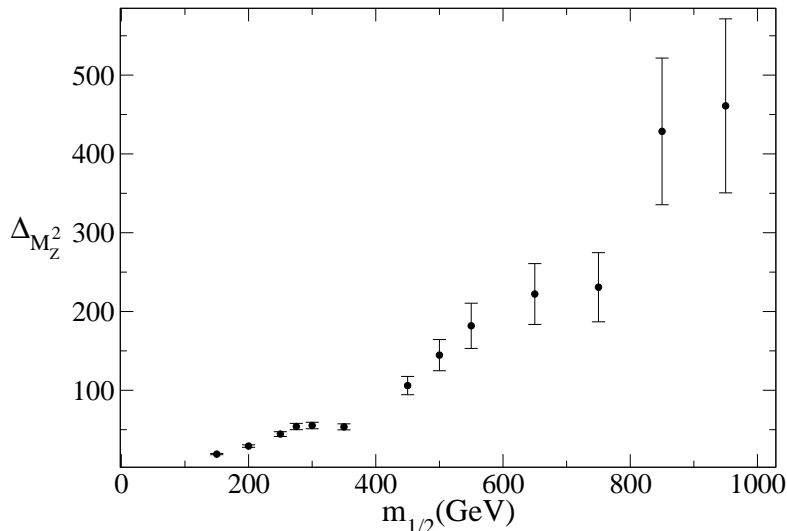


Figure V: $\Delta_{M_Z^2}$ for the SPS 1a slope. Error bars denote a one standard deviation statistical error arising from the numerical procedure

As expected there is a clear increase in tuning as the supersymmetry breaking scale is raised. The statistical error also increases with the tuning, making the numerical approach most difficult to apply when the tuning is large. However precise determinations of tuning are only relevant for moderate and low tunings. With tunings greater than 500, precise values are not required.

Due to the difficulty in this approach for measuring large tunings we looked in more detail at points expected to have moderate tuning. We chose a grid of points with,

$$\begin{aligned} A_0 &= -100 \text{ GeV}, & \tan \beta &= 10, & \text{sign}(\mu) &= +, \\ 250 \text{ GeV} &\leq m_{\frac{1}{2}} \leq 500 \text{ GeV}, & 100 \text{ GeV} &\leq m_0 \leq 200 \text{ GeV}. \end{aligned} \quad (37)$$

Shown in Fig. VI (top) is a plot of $\Delta_{M_Z^2}$ over this grid of points. While the errors are still significant ($\lesssim 10\%$) there is a clear trend of tuning increasing with $m_{1/2}$. Also shown (bottom left) is $\Delta_{M_Z^2}$ averaged over the five different values of m_0 . This substantially reduces the errors giving a much more stable picture of tuning increasing linearly with

³Note that since points on the SPS 1a slope have $|\mu|$ set by M_Z^2 , our tuning measure is not sensitive to the μ -problem. However for our random variation about the SPS 1a points we do treat μ_{GUT} as a parameter because we are predicting M_Z^2 from the parameters, not fixing it to its observed value.

$m_{1/2}$. Similarly $\Delta_{M_Z^2}$, averaged over the eleven different values of $m_{1/2}$, is shown (bottom right) as a function of m_0 . $\Delta_{M_Z^2}$ appears insensitive to variations in m_0 . These trends can be understood by looking at the one loop renormalisation group improved version of Eq. (1), written in terms of the parameters (with $\tan \beta = 10$),

$$M_Z^2 \approx 2(-|\mu|^2 + 0.076m_0^2 + 1.97m_{1/2}^2 + 0.10A_0^2 + 0.38A_0m_{1/2}), \quad (38)$$

where $|\mu|^2$ is the value at M_Z and differs from the parameter at the GUT scale, μ_{GUT} . The large coefficient in front of $m_{1/2}$ explains why variations in this parameter have a much greater impact on $\Delta_{M_Z^2}$ than variations in m_0 whose coefficient is much smaller.

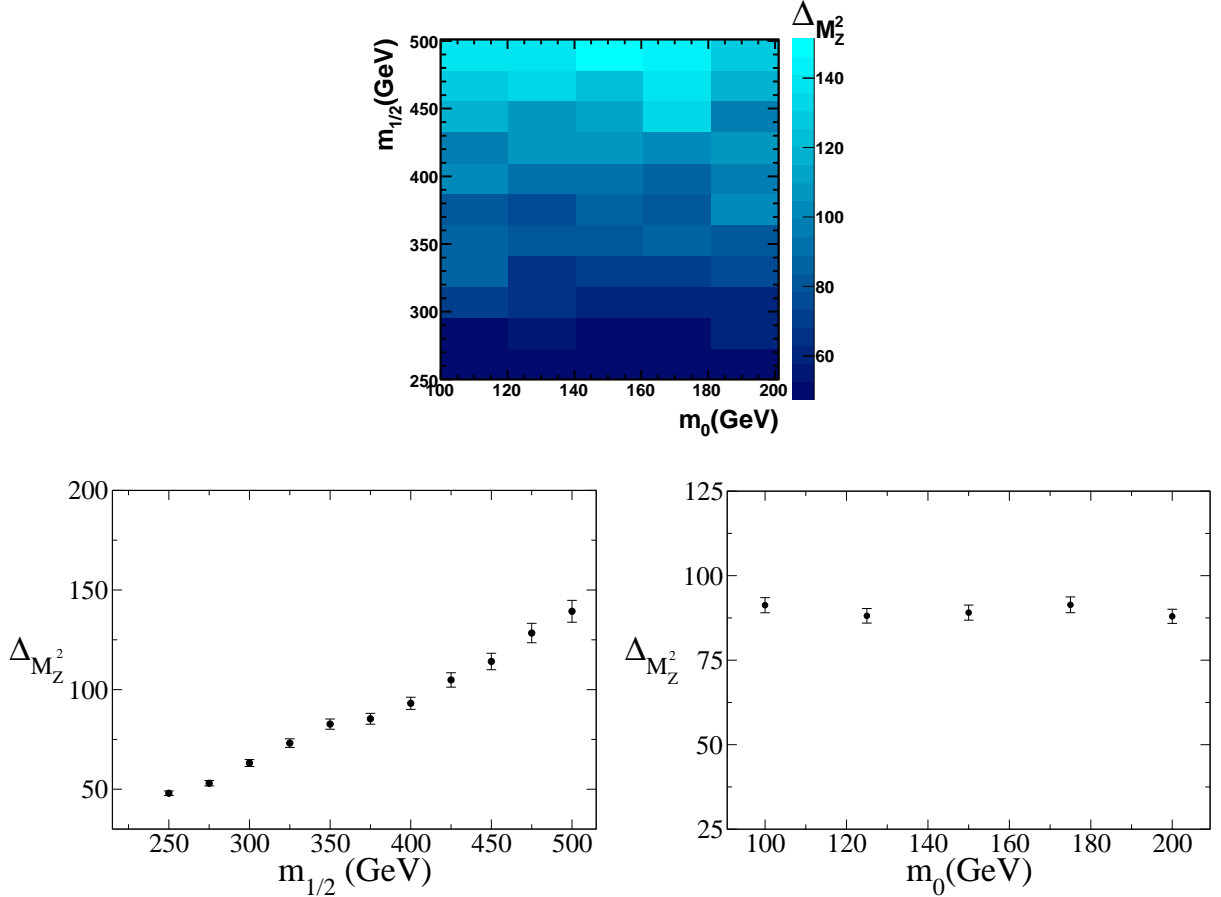


Figure VI: Tuning variation in M_Z^2 . *Top:* $\Delta_{M_Z^2}$ for all points on our grid. *Bottom left:* $\Delta_{M_Z^2}$ plotted against $m_{1/2}$. To reduce statistical errors, at each value of $m_{1/2}$, we have taken the mean value $\Delta_{M_Z^2}$ over the five different m_0 values. *Bottom right:* $\Delta_{M_Z^2}$ plotted against m_0 . To reduce statistical errors, at each value of m_0 , we have taken the mean value $\Delta_{M_Z^2}$ over the eleven different $m_{1/2}$ values.

Δ , which includes all of the masses predicted by Softsusy as well as M_Z^2 , is shown in Fig. VII. Although the errors are much larger here, a similar pattern to that for M_Z^2 can be seen. Since these are unnormalised tunings, the numerical values of the two

measures cannot be compared and one should not assume that $\Delta > \Delta_{M_Z^2}$ implies that the tuning is worse than when only M_Z^2 was considered. In fact the lack of evidence for distinct patterns of variation in tuning from the Figs. VI and VII is consistent with the conjecture that the large cancellation between parameters in M_Z^2 is the dominant source of the tuning for these points.

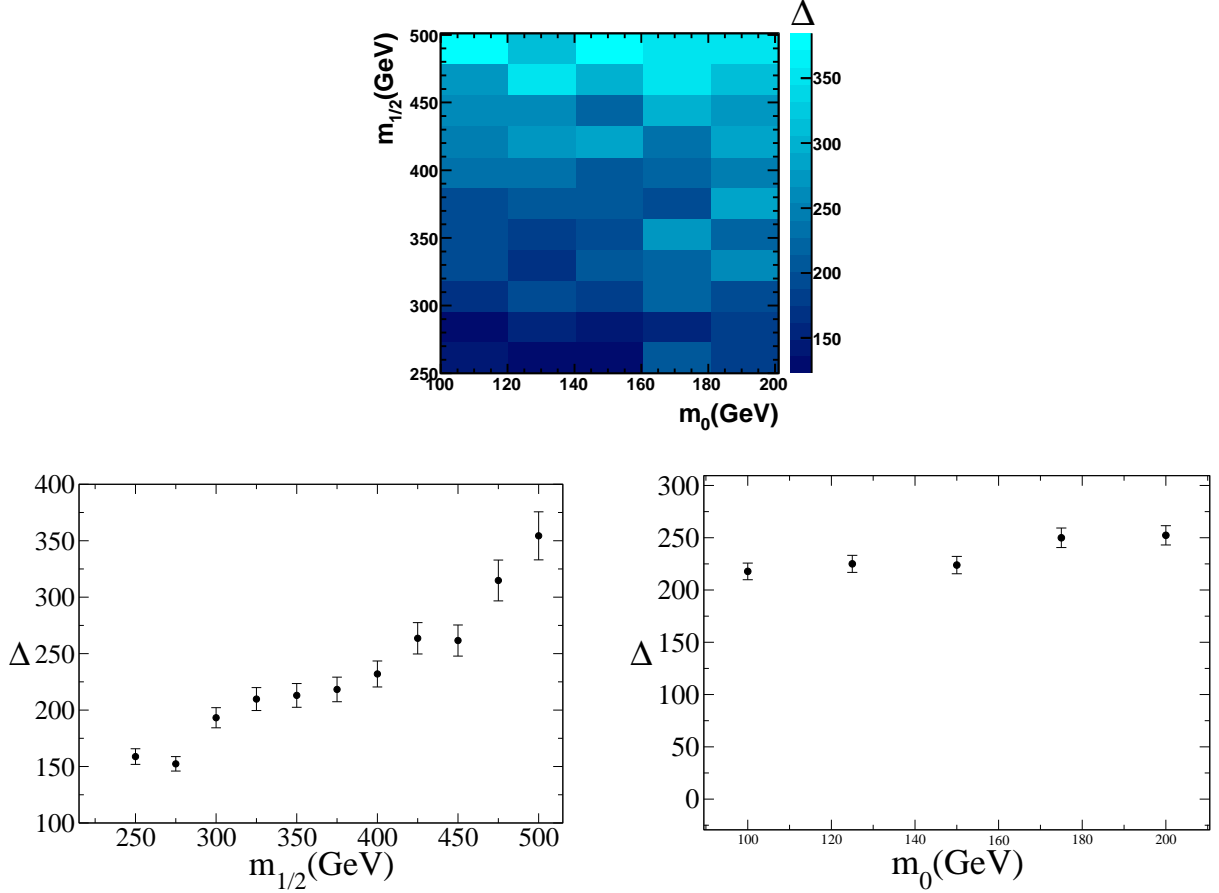


Figure VII: Variation in Δ plotted as in Fig. VI for $\Delta_{M_Z^2}$.

Fig. VIII shows that $\Delta_{m_{\tilde{t}_2}^2}$ and $\Delta_{m_h^2}$ have similar patterns of variation to $\Delta_{M_Z^2}$ and Δ over $m_{1/2}$, though the gradients are noticeably shallower. While we know m_h^2 and $m_{\tilde{t}_2}^2$ contribute to the Little Hierarchy Problem by giving a large contribution to M_Z^2 , thereby requiring a cancellation to keep M_Z light, this shows there is also some tension in their own masses which restricts the parameter space. It is not clear from our results whether or not dimensionless variations are restricting different regions of parameter space to those in M_Z^2 or if $G_{m_{\tilde{t}_2}^2}$ and $G_{m_h^2}$ are merely sub-volumes of $G_{M_Z^2}$, with no influence on Δ . This topic deserves further study.

However our results do show some evidence that the Little Hierarchy Problem is not the only source of tuning. Displayed in Fig. IX is $\Delta_{M_A^2}$. Notice that $\Delta_{M_A^2}$ is very small, so the errors are significantly reduced and we can resolve very small variations in $\Delta_{M_A^2}$. As with the other observables tuning increases with $m_{1/2}$, but it is a distinctly

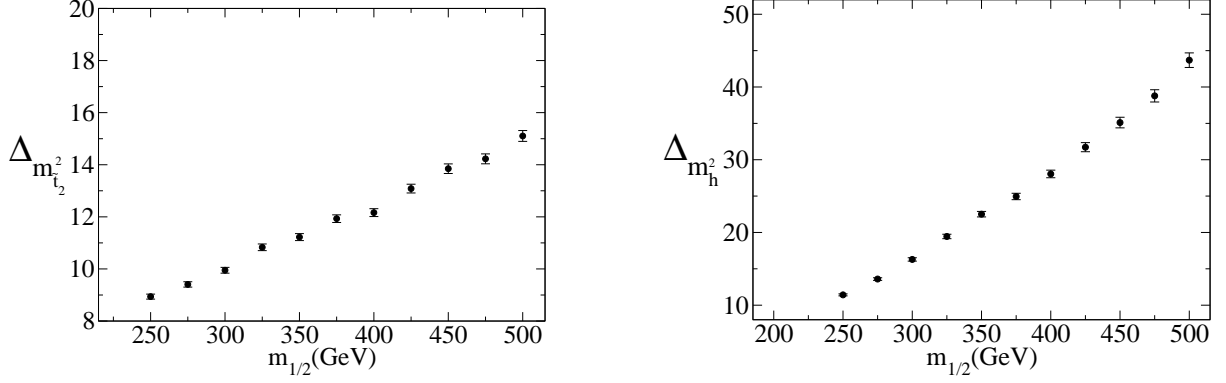


Figure VIII: Variation of unnormalised tunings in the mass of the heaviest stop ($\Delta_{m_{t_2}^2}$, shown left) and the mass of the light Higgs ($\Delta_{m_h^2}$, shown right) over $m_{1/2}$

non-linear variation. More surprising is that tuning *decreases* with m_0 . This pattern of variation, distinct from that shown for $\Delta_{M_Z^2}$, shows a different source of tension. It can be understood by examining the one loop RGE solution for M_A ,

$$M_A^2 \approx 2f(|\mu_{GUT}|^2, \{g_i\}, \{y_i\}) + 0.81m_0^2 - 1.55m_{\frac{1}{2}}^2 - 0.022A_0^2 - 0.41A_0m_{\frac{1}{2}}, \quad (39)$$

where f is a function of supersymmetry preserving parameters only, arising from the evolution of $|\mu|^2$. Notice that there is some opportunity for a cancellation here to make M_A lighter than expected. However the cancellation in the points we have looked at is very small, leading to small values for $\Delta_{M_A^2}$. As m_0^2 increases the already dominant positive part of the equation increases and M_A increases. As this happens the cancellation becomes less significant to M_A further reducing $\Delta_{M_A^2}$ as shown in Fig. IX(bottom right). Increasing $m_{1/2}$ increases the size of the cancellation. If all other parameters on the right hand side of Eq. (39) were fixed then we would expect to see $\Delta_{M_A^2}$ increase linearly⁴ with $m_{1/2}$. However each point on our grid has the value of $M_Z 91.188$ GeV fixed, and the term $f(|\mu|^2, \{g_i\}, \{y_i\}) \approx |\mu|^2$ changes according to an inverted Eq. (38). This means M_A^2 is also increasing with $m_{1/2}$ and the balancing act between these two different effects leads to the nonlinear pattern shown.

Although we can't determine the normalisation using this approach it is nonetheless interesting to compare the unnormalised tunings for the points in our study with those obtained for points with more “natural” looking spectra. We present two points for this purpose. NP1 and NP2 are defined by,

$$\begin{aligned} \text{NP1 : } m_{\frac{1}{2}} &= M_Z, & m_0 &= M_Z, & a_0 &= -M_Z, & \text{sign}(\mu) &= +, & \tan \beta &= 3, \\ \text{NP2 : } m_{\frac{1}{2}} &= -50 \text{ GeV}, & m_0 &= 100 \text{ GeV}, & a_0 &= -50 \text{ GeV}, & \text{sign}(\mu) &= +, & \tan \beta &= 10. \end{aligned} \quad (40)$$

The spectra of these points are displayed in Fig. X and Fig. XI, and the unnormalised tunings are displayed in Table 2. Note that these are not intended to be “realistic” scenarios. Indeed both NP1 and NP2 are ruled out by experiment but are simply intended to provide “natural” scenarios for comparison.

⁴The effect of $A_0 m_{1/2}$ can be neglected since $m_{1/2} > A_0$.

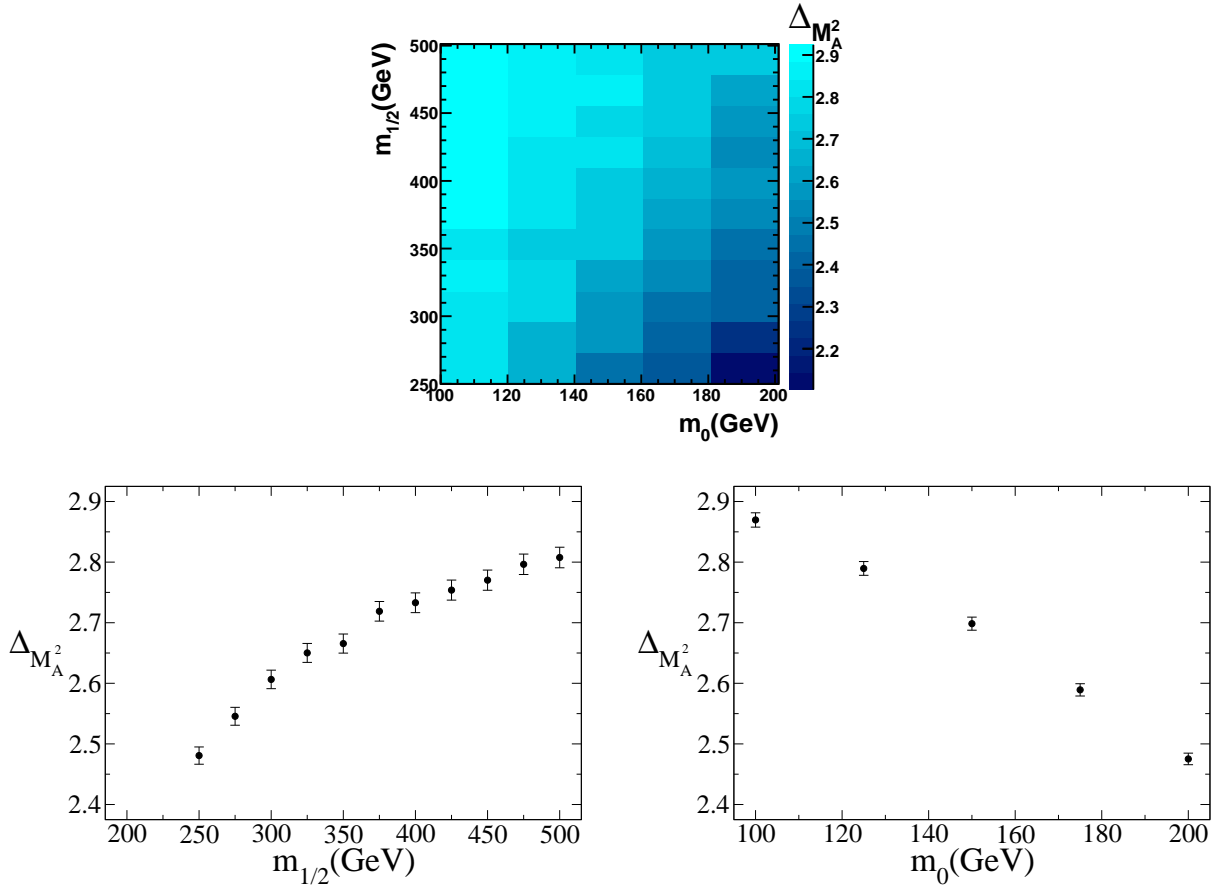


Figure IX: Variation in $\Delta_{M_A^2}$ plotted as in Fig. VI for $\Delta_{M_Z^2}$.

While NP1 has low values of $\Delta_{M_Z^2}$, $\Delta_{m_h^2}$, $\Delta_{m_{\tilde{t}_2}^2}$ and $\Delta_{M_A^2}$, it has a relatively large tuning in the mass of the lightest neutralino ($\Delta_{m_{\tilde{\chi}_1^0}^2}$). These combine to give a Δ which is similar in size to the values found for our grid of points. In NP2 all of the tunings are relatively small, but the combined tuning is still larger than may naively have been anticipated. This is because many of these small tunings for individual observables are not correlated and are restricting different regions of parameter space. Table 3 shows the approximate relative magnitude of the tunings in our grid points with respect to these seemingly natural points.

In attempts to find a CMSSM scenario with a mass spectrum which is manifestly natural we found many scenarios where tuning appeared in the mass of the lightest neutralino. NP1 is a (moderate) example of this. This is because in some parameter choices, the lightest neutralino becomes very light due to large cancellations between the parameters. Other observables may also contain large cancellations between the parameters in certain regions of parameter space. While we have not studied this enough to make definitive claims, this may suggest that mass hierarchies appear in a greater proportion of the parameter space than conventional CMSSM wisdom dictates. This would reduce the true tuning in the CMSSM as scenarios with hierarchies would be less atypical than previously thought. A reduction in tuning from this effect can only be

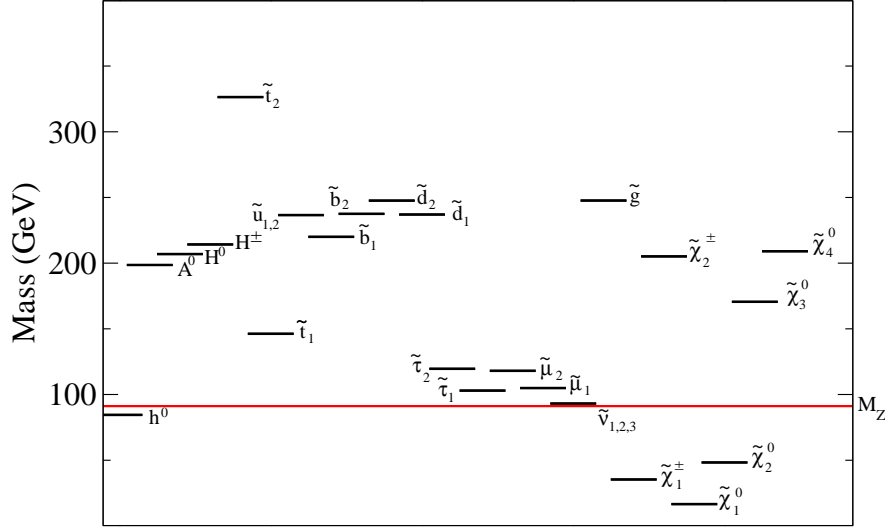


Figure X: Point NP1 with a “natural” spectrum

	Δ	ΔM_Z^2	$\Delta m_{\tilde{t}_2}$	Δm_h^2	ΔM_A^2	$\Delta m_{\tilde{\chi}_1^0}^2$
NP1	241^{+36}_{-26}	$14.7^{+0.5}_{-0.5}$	$6.7^{+0.1}_{-0.1}$	$1.72^{+0.02}_{-0.02}$	$2.05^{+0.02}_{-0.02}$	$30.1^{+1.4}_{-1.3}$
NP2	$31.4^{+1.5}_{-1.4}$	$2.92^{+0.04}_{-0.04}$	$2.26^{+0.03}_{-0.03}$	$1.87^{+0.02}_{-0.02}$	$2.23^{+0.03}_{-0.03}$	$2.64^{+0.04}_{-0.04}$

Table 2: Unnormalised tunings for the two points, NP1 and NP2, with natural looking spectra.

measured by using our normalised new measure, $\hat{\Delta}$.

Unfortunately the numerical approach we have applied to the MSSM in this paper cannot be used to address this issue. An average measure of Δ , over the whole parameter space, is needed in order to investigate this possibility. A thorough numerical survey of the parameter space would be too expensive, however an analytical study may be more promising. Findings in numerical studies like this may be used to identify which observables and parameters are important for fine tuning and therefore reduce the set $\{O_i\}$ and $\{p_i\}$ to a manageable size. We will not carry out this programme here, but leave it for a future study.

It is not just the possibility of finding a larger than expected global sensitivity which motivates this study. It may be that most of the CMSSM parameter space is hierarchy free and this is not a significant effect. However identifying a region of parameter space where mass hierarchies are common also opens up new possibilities. Past studies (see e.g. [28, 29]) have looked for a theoretical basis for relations between parameters which enforce a hierarchy between M_Z and M_{SUSY} . However no search has been made for theoretical relations which simply restrict the parameter space to regions where hierarchies, in general, are common. Such studies may also have the possibility of solving the Little Hierarchy Problem.

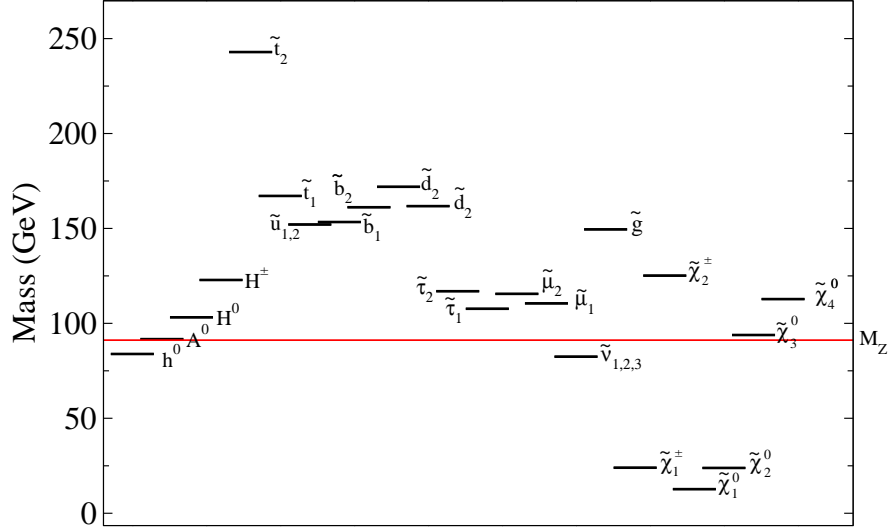


Figure XI: Point NP2 with a “natural” spectrum

	$\hat{\Delta}$	$\hat{\Delta}_{M_Z^2}$	$\hat{\Delta}_{m_{\tilde{t}_2}}$	$\hat{\Delta}_{m_h^2}$	$\hat{\Delta}_{M_A^2}$	$\hat{\Delta}_{m_{\chi_1^0}^2}$
Relative to NP1	0.5..1.5	3..10	1..2	7..25	1	0.2
Relative to NP2	5..15	10..50	4..7	6..23	1	2

Table 3: Approximate relative tunings for the points in our study, with respect to those for NP1 and NP2.

Here we have two complimentary approaches. An analytical approach which can determine tuning precisely, but is complicated and unwieldy when applied to a great number of parameters and observables and a numerical approach which can be applied to such situations but is not able to give an unambiguous measure of tuning as global sensitivity cannot be accounted for. Progress can be made by combing our two approaches. Since solving for the tuning analytically with all parameters and observables included would be difficult, one should first apply the numerical method. This might identify which observables are in tension and responsible for the restriction of parameter space and also along which axis in parameter space this restriction takes place. If these are a sufficiently small set (maybe no more than 5 parameters and 5 observables) then the analytical measure can be applied to this limited set to obtain a reasonably accurate and unambiguous measure of tuning for that model.

VII Conclusions

Fine tuning $\approx 10^{34}$ within the Standard Model has motivated many of the BSM theories which are popular within particle physics. In particular it motivates low energy supersymmetry. However constraints from LEP and other searches have placed stringent

bounds on new physics which mean that many of the proposed solutions to the SM fine tuning problem also require tuning to some degree. In order to compare the viability of such models and judge whether or not they are satisfactory a reliable measure of tuning is required.

Current measures of tuning have several limitations. They neglect the many parameter nature of fine tuning, ignore additional tunings in other observables, consider local stability only and assume \mathcal{L}_{SUSY} is parametrised in the same way as \mathcal{L}_{GUT} . In the literature there have been different approaches to combine tunings for individual parameters and observables. With no guiding principle to select one particular approach, which models are preferred in terms of naturalness can depend on which tuning measure is used.

In this paper we have presented a new measure of tuning based upon our intuitive notion of the restriction of parameter space. This measure can also be obtained by generalising the traditional measure of tuning to include many parameters, many observables and finite variations in the parameters followed by removing global sensitivity by factoring out the mean value of the unnormalised sensitivity.

From the application of this new measure to various toy models, we have shown that none of the other measures satisfactorily combine individual tunings per parameter. Interestingly though, in the absence of global sensitivity, it is the traditional measure of Barbieri and Giudice which comes closest to our result with deviations for these simple examples being very small.

A numerical approach for some CMSSM scenarios demonstrated how the tuning in complicated models with many parameters and many observables may be examined and also highlighted some of the complications and issues encountered in doing so.

Our new measure is needed in future studies to examine tuning in the Z boson mass and cosmological relic density simultaneously; to judge the true tuning in the NMSSM in light of [30]; to examine parametrisation choices which alleviate the tuning in different models and to study the global sensitivity of the complete tuning measure to see if this may cause a significant reduction in the tuning problem.

References

- [1] S. Chang, P. J. Fox and N. Weiner, JHEP **0608**, 068 (2006) [arXiv:hep-ph/0511250].
- [2] R. Kitano and Y. Nomura, Phys. Rev. D **73**, 095004 (2006) [arXiv:hep-ph/0602096].
- [3] R. Kitano and Y. Nomura, Phys. Lett. B **631**, 58 (2005) [arXiv:hep-ph/0509039].
- [4] Y. Nomura and B. Tweedie, Phys. Rev. D **72**, 015006 (2005) [arXiv:hep-ph/0504246].
- [5] O. Lebedev, H. P. Nilles and M. Ratz, arXiv:hep-ph/0511320.
- [6] S. Chang, L. J. Hall and N. Weiner, Phys. Rev. D **75**, 035009 (2007) [arXiv:hep-ph/0604076].
- [7] Z. Chacko, H. S. Goh and R. Harnik, Phys. Rev. Lett. **96**, 231802 (2006) [arXiv:hep-ph/0506256].

- [8] Z. Chacko, H. S. Goh and R. Harnik, JHEP **0601**, 108 (2006) [arXiv:hep-ph/0512088].
- [9] J. A. Casas, J. R. Espinosa and I. Hidalgo, JHEP **0503**, 038 (2005) [arXiv:hep-ph/0502066].
- [10] R. Barbieri and G. F. Giudice, Nucl. Phys. B **306**, 63 (1988).
- [11] P. H. Chankowski, J. R. Ellis and S. Pokorski, Phys. Lett. B **423**, 327 (1998) [arXiv:hep-ph/9712234].
- [12] K. Agashe and M. Graesser, Nucl. Phys. B **507**, 3 (1997) [arXiv:hep-ph/9704206].
- [13] B. de Carlos and J. A. Casas, Phys. Lett. B **309**, 320 (1993) [arXiv:hep-ph/9303291].
- [14] B. de Carlos and J. A. Casas, arXiv:hep-ph/9310232.
- [15] T. Kobayashi, H. Terao and A. Tsuchiya, Phys. Rev. D **74**, 015002 (2006) [arXiv:hep-ph/0604091].
- [16] M. Bastero-Gil, G. L. Kane and S. F. King, Phys. Lett. B **474**, 103 (2000) [arXiv:hep-ph/9910506].
- [17] R. Dermisek and J. F. Gunion, Phys. Rev. Lett. **95**, 041801 (2005) [arXiv:hep-ph/0502105].
- [18] G. W. Anderson and D. J. Castano, Phys. Lett. B **347**, 300 (1995) [arXiv:hep-ph/9409419].
- [19] J. A. Casas, J. R. Espinosa and I. Hidalgo, JHEP **0401**, 008 (2004) [arXiv:hep-ph/0310137].
- [20] J. A. Casas, J. R. Espinosa and I. Hidalgo, arXiv:hep-ph/0402017.
- [21] J. A. Casas, J. R. Espinosa and I. Hidalgo, JHEP **0411**, 057 (2004) [arXiv:hep-ph/0410298].
- [22] J. A. Casas, J. R. Espinosa and I. Hidalgo, arXiv:hep-ph/0607279.
- [23] P. Ciafaloni and A. Strumia, Nucl. Phys. B **494**, 41 (1997) [arXiv:hep-ph/9611204].
- [24] K. L. Chan, U. Chattopadhyay and P. Nath, Phys. Rev. D **58**, 096004 (1998) [arXiv:hep-ph/9710473].
- [25] P. H. Chankowski, J. R. Ellis, K. A. Olive and S. Pokorski, Phys. Lett. B **452**, 28 (1999) [arXiv:hep-ph/9811284].
- [26] B. C. Allanach, Comput. Phys. Commun. **143**, 305 (2002) [arXiv:hep-ph/0104145].
- [27] B. C. Allanach *et al.*, in *Proc. of the APS/DPF/DPB Summer Study on the Future of Particle Physics (Snowmass 2001)* ed. N. Graf, *In the Proceedings of APS / DPF / DPB Summer Study on the Future of Particle Physics (Snowmass 2001), Snowmass, Colorado, 30 Jun - 21 Jul 2001, pp P125* [arXiv:hep-ph/0202233].

- [28] P. H. Chankowski, J. R. Ellis, M. Olechowski and S. Pokorski, Nucl. Phys. B **544**, 39 (1999) [arXiv:hep-ph/9808275].
- [29] G. L. Kane, J. D. Lykken, B. D. Nelson and L. T. Wang, Phys. Lett. B **551**, 146 (2003) [arXiv:hep-ph/0207168].
- [30] P. C. Schuster and N. Toro, arXiv:hep-ph/0512189.
- [31] V. D. Barger, M. S. Berger and P. Ohmann, Phys. Rev. D **49**, 4908 (1994) [arXiv:hep-ph/9311269].
- [32] G. W. Anderson and D. J. Castano, Phys. Rev. D **52**, 1693 (1995) [arXiv:hep-ph/9412322].
- [33] G. W. Anderson, D. J. Castano and A. Riotto, Phys. Rev. D **55**, 2950 (1997) [arXiv:hep-ph/9609463].
- [34] G. W. Anderson and D. J. Castano, Phys. Rev. D **53**, 2403 (1996) [arXiv:hep-ph/9509212].
- [35] R. Barbieri and A. Strumia, Phys. Lett. B **433**, 63 (1998) [arXiv:hep-ph/9801353].
- [36] L. Giusti, A. Romanino and A. Strumia, Nucl. Phys. B **550**, 3 (1999) [arXiv:hep-ph/9811386].
- [37] S. P. Martin, arXiv:hep-ph/9709356.
- [38] J. R. Ellis, K. A. Olive and Y. Santoso, New J. Phys. **4**, 32 (2002) [arXiv:hep-ph/0202110].
- [39] R. Dermisek, J. F. Gunion and B. McElrath, arXiv:hep-ph/0612031.
- [40] B. Gripaios and S. M. West, Phys. Rev. D **74**, 075002 (2006) [arXiv:hep-ph/0603229].
- [41] R. Barbieri, L. J. Hall and V. S. Rychkov, Phys. Rev. D **74**, 015007 (2006) [arXiv:hep-ph/0603188].
- [42] B. C. Allanach, Phys. Lett. B **635**, 123 (2006) [arXiv:hep-ph/0601089].
- [43] B. C. Allanach, J. P. J. Hetherington, M. A. Parker and B. R. Webber, JHEP **0008**, 017 (2000) [arXiv:hep-ph/0005186].
- [44] R. Barbieri and L. J. Hall, arXiv:hep-ph/0510243.
- [45] J. L. Feng, K. T. Matchev and T. Moroi, Phys. Rev. D **61**, 075005 (2000) [arXiv:hep-ph/9909334].