

Ordering phenomena in quasi one-dimensional organic conductors

Martin Dressel

1. Physikalisches Institut, Universität Stuttgart,
Pfaffenwaldring 57, D-70550 Stuttgart, Germany
Phone: +49-711-685 64946, FAX: +49-711-685 64886,
email: dressel@pi1.physik.uni-stuttgart.de

November 2, 2018

Abstract

Low-dimensional organic conductors could establish themselves as model systems for the investigation of the physics in reduced dimensions. In the metallic state of a one-dimensional solid, Fermi-liquid theory breaks down and spin and charge degrees of freedom become separated. But the metallic phase is not stable in one dimension: as the temperature is reduced, the electronic charge and spin tend to arrange themselves in an ordered fashion due to strong correlations. The competition of the different interactions is responsible for which broken-symmetry ground state is eventually realized in a specific compound and which drives the system towards an insulating state. Here we review the various ordering phenomena and how they can be identified by optic and magnetic measurements. While the final results might look very similar in the case of a charge density wave and a charge-ordered metal, for instance, the physical cause is completely different. When density waves form, a gap opens in the density of states at the Fermi energy due to nesting of the one-dimension Fermi surface sheets. When a one-dimensional metal becomes a charge-ordered Mott insulator, on the other hand, the short-range Coulomb repulsion localizes the charge on the lattice sites and even causes certain charge patterns. We try to point out the similarities and conceptual differences of these phenomena and give an example for each of them. Particular emphasis will be put on collective phenomena which are inherently present as soon as ordering breaks the symmetry of the system.

Keywords: Physics in one-dimensional, charge and spin order, collective excitations

1 Introduction

Physics in one dimension is a fascinating topic for theory and experiment. One-dimensional models are simpler compared to three-dimensional ones and in

many cases can be solved analytically only then (Lieb and Mattis 1966). Often the reduction of dimensionality does not really matter because the essential physics remains unaffected. But there are also a number of phenomena in condensed matter which only or mostly occur in one dimension. In general, the dominance of the lattice is reduced and electronic interactions become superior. Quantum mechanical effects are essential as soon as the confinement approaches the electron wavelength. Fundamental concepts of physics, like the Fermi liquid theory of interacting particles breaks down in one dimension and has to be replaced by alternative concepts based on collective excitations (Giamarchi 2004).

One-dimensional structures are intrinsically unstable for thermodynamic reasons. Hence various kinds of ordering phenomena may take place which break the translational symmetry of the lattice, charge or spin degrees of freedom: Phase transitions occur as a function of temperature or some order parameter. On the other hand, fluctuations suppress long-range order at any finite temperature in one (and two) dimension. The ordered ground state is only stabilized by the fact that real systems consist of one-dimensional chains, which are coupled to some degree. The challenge now is to extract the one-dimensional physics from experimental investigations of quasi-one-dimensional systems and to check the theoretical predictions. Besides pure scientific interest, the crucial importance of these phenomena in nanotechnology might not lie ahead too far.

After a short overview of how quasi-one-dimensional structures can be achieved in reality, model systems of organic conductors are presented. The different ordering phenomena are introduced by simple and intuitive pictures and elucidated by typical examples. As far as the charge degree of freedom is concerned, charge density waves and charge order break the translational invariance and drive a metal-insulator-transition. Magnetic or non-magnetic ground states are obtained when the electron spins order in a certain manner. In any case, the physical properties change dramatically upon the phase transition and new collective phenomena occur. This review tries not to get lost in the richness of the observations by pointing out the common concepts.

2 Realization of one-dimensional structures

There are numerous ways to approximate one-dimensional physics in reality. The ideal one-dimensional system would be an infinite chain of atoms in vacuum; close enough to interact with their neighbors, but completely isolated from the environment. Over the past years significant progress has been made towards the realization of one-dimensional atomic gases, based on Bose-Einstein condensates of alkalis trapped in two-dimensional optical lattices (Moritz et al. 2003). Unfortunately this technique is far from being readily available as a versatile tool for broad investigations. Hence the most obvious approach to achieve one-dimensional physics in solids would be to utilize advanced semiconductor technology (Davies 1998). Besides the enormous technological effort, this approach has the disadvantage that these structures are embedded in bulk materials and not easily accessible to further experiments.

If the surface of a single crystal, like silicon, is cut in a small angle with respect

to a crystallographic direction, terraces are produced with mono-atomic steps separating them. The surface reconstruction may lead to an anisotropic arrangement with the possibility of one-dimensional structures. Evaporating gold on top of it, the atoms organize themselves in rows along these steps, forming atomic wires (Himpsel et al. 2001).

It is possible to grow bulk materials as extremely thin and long hair-like crystals when stress is applied; they are known as whiskers of gold, silver, zinc, tin, etc. While metallic whiskers often lead to circuit shortages and failures and sought to be avoided, enormous potential of applications is seen in another sort of filaments: carbon nanotubes. This fascinating and versatile material, which was discovered about ten years ago, solely consists of carbon atoms. Nanotubes can be considered as rolled-up sheets of graphite with electrical properties very much depending on the winding ratio. Single-wall carbon nanotubes with a small diameter and the right winding ratio are excellent realizations of one-dimensional conductors (O’Connell 2006).

By far the most successful approach to one-dimensional physics are highly anisotropic crystals. Here the Krogmann salt $\text{K}_2\text{Pt}(\text{CN})_4\text{Br}_{0.3}\cdot\text{H}_2\text{O}$, known as KCP, probably represents the most intuitive example for it consists of a simple chain of platinum ions with overlapping d orbitals (Zeller 1973, 1975). Alternatively, transition metal oxides are known for decades to crystallize in low-dimensional structures (Monceau 1985). Varying the composition and structural arrangement provides the possibility to obtain one- and two-dimensional conductors or superconductors, but also spin chains and ladders (Vuletić et al. 2006). The interplay of the different degrees of freedom together with the importance of electronic correlations makes these systems an almost unlimited source for novel and exciting phenomena and a challenge for their theoretical understanding (Maekawa et al. 2004).

3 Organic conductors

While in KCP the metallic properties are due to the platinum ions, organic conductors constitute a class of solids with no metal atoms present (or relevant); instead the π electrons distributed over of the entire organic molecule form the orbitals, which might overlap and lead to band-like conductivity. The additional degree of freedom, tailoring these molecules, supplements the structural arrangement in the crystal and makes it possible to fine-tune competing interactions from the various degrees of freedom. This makes organic materials superior for studying low-dimensional physics and ordering phenomena in solids (Farges 1994; Ishiguro, Yamaji and Saito 1998, Batail 2004).

In general these synthetic metals consist of piles of planar molecules with the atomic orbitals overlapping along the stack. In the perpendicular directions the conductivity is orders of magnitude lower because the distance between the stacks is large and in addition they may be separated by counterions. There are two prerequisite for a good electronic transport: the overlap of the orbitals and an electronic charge transfer between donor and acceptor molecules to generate partially filled bands. The breakthrough of organic conductors happened in the early 1970s with the synthesis of tetrathiofulvalene-tetracyano-

quinomethane which exhibits a room temperature conductivity of $10^3 (\Omega\text{cm})^{-1}$ and an anisotropy of more than a factor of 100 (Coleman et al. 1973, Cohen et al. 1974). TTF-TCNQ is a charge-transfer compound with separate stacks of the cations TTF (charge donors) and anions TCNQ (electron acceptors), as depicted in Fig. 1. It has very good metallic properties down to a temperature of approximately 60 K where a metal-insulator transition occurs .

In the course of the last two decades, in particular the Bechgaard salts tetra-methyl-tetraselenafulvalene (TMTSF), and its variant TMTTF where selenium is replaced by sulfur, turned out to be an excellent model for quasi-one-dimensional metals, superconductors, charge order, spin-density-wave systems, spin chains, spin-Peierls systems, etc. depending on the degree of coupling along and perpendicular to the chains (J erome and Schulz 1982, Dressel 2003). The planar organic molecules stack along the *a*-direction with a distance of approximately 3.6  . In the *b*-direction the coupling between the chains is relatively small (but not negligible), and in the third direction the stacks are even separated by the inorganic anion, like PF_6^- , AsF_6^- , ClO_4^- , Br^- , etc. as depicted in Fig. 2. Each organic molecule transfers half an electron to the counterions yielding a quarter-filled hole band. In general a small dimerization creates pairs of organic molecules; the conduction band gets split. In addition, spontaneous charge disproportionation, called charge ordering (CO) may divide the molecules into two non-equivalent species (cf. Fig. 4) commonly observed in TMTTF salts. Due to the instability of the quasi one-dimensional Fermi surface, at ambient pressure $(\text{TMTSF})_2\text{PF}_6$ undergoes a transition to a spin-density-wave (SDW) ground state at $T_{\text{SDW}} = 12$ K. Applying pressure or replacing the PF_6^- anions by ClO_4^- leads to a stronger coupling in the second direction: the material becomes more two-dimensional. This seems to be a requirement for superconductivity (J erome et al. 1980, J erome and Schulz 1982).

In an enormous effort by research groups all around the world, the family of TMTCF salts (where *C* is one of the chalcogenes selenium or sulfur) was intensively explored and became the model system of quasi one-dimensional conductors. By external pressure or substitution of anions (chemical pressure) the interchain coupling increases and thus the dimensionality crosses over from a strictly one-dimensional to a more two or three-dimensional system. Over the last two decades various groups contributed to the rich phase diagram as displayed in Fig. 3. Besides the Mott insulating state, spin Peierls, antiferromagnetic insulator, spin-density-wave, and superconductivity, also the metallic state changes its behavior going from a Luttinger liquid (in strictly one dimension) to a Fermi liquid (in higher dimensions); these properties were summarized in a recent review (Dressel 2003).

4 Charge degree of freedom

At first glance, there seems to be no good reason that in a chain of molecules the sites are not equivalent, or that the itinerant charges of a one-dimensional metal are not homogeneously distributed. However, the translational symmetry can be broken if electron-phonon interaction and electron-electron interaction become strong enough; later we will also consider spin-phonon coupling. Energy

considerations then cause a charge redistribution in one or the other way, leading to charge density waves or charge order. Indeed, these ordering phenomena affect most thermodynamic, transport and elastic properties of the crystal, and in some cases also its structure; here we want to focus on the electrodynamic response, i.e. optical properties in a broad sense.

Any sort of charge disproportionation implies a partial localization of the electrons. The density of states at the Fermi level is reduced which has severe consequences for the metallic state. In certain cases the material can even become totally insulating with a complete gap open. First of all, there will be single-particle electron-hole excitations which require an energy of typically an eV, like in a band insulator. But in addition, collective modes are expected. There is a rather general argument by Goldstone (1961) that whenever a continuous symmetry is broken, long-wavelength modulations in the symmetry direction should occur at low frequencies. The fact that the lowest energy state has a broken symmetry means that the system is stiff: modulating the order parameter (in amplitude or phase) will cost energy. In crystals, the broken translational order introduces a rigidity to shear deformations, and low-frequency phonons. These collective excitations are expected well below a meV.

4.1 Charge density wave

The energy dispersion forms electronic bands which are filled up to the Fermi wave-vector \mathbf{k}_F . In one dimension, the Fermi surface consists of only two sheets at $\pm k_F$. The crucial point is that the entire Fermi surface can be mapped onto itself by a $2k_F$ translation. Since the density of states in one dimension diverges as $(E - E_0)^{-1/2}$ at the band-edge E_0 , the electronic system is very susceptible to $2k_F$ excitations. The result of the Fermi surface nesting and divergency of the electronic density of states is a spatial modulation in the charge density $\rho(\mathbf{r})$ with a period of $\lambda = \pi/k_F$ (Fig. 5), which does not have to be commensurate to the lattice: this is called a charge density wave (CDW). Long-range charge modulation is crucial because a CDW is a k -space phenomenon. Mediated by electron-phonon coupling, this causes a displacement of the underlying lattice (Peierls instability). The gain in electronic energy due to the lowering of the occupied states has to over-compensate the energy required to modulate the lattice (Monceau 1985, Grüner 1994).

The consequence of the CDW formation is an energy gap $2\Delta_{\text{CDW}}$ in the single particle excitation spectrum, as observed in the activated behavior of electronic transport or a sharp onset of optical absorption. Additionally, collective excitations are possible which allow for translation of the density wave as a whole. Although pinning to lattice imperfections prevents Fröhlich superconductivity, the density-wave ground state exhibits several spectacular features, like a pronounced non-linearity in the charge transport (sliding CDW) and a strong oscillatory mode in the GHz range of frequency (pinned-mode resonance) (Grüner 1994).

The theory of CDW was triggered by the observations made on the charge-transfer salt TTF-TCNQ in the 1970s and 80s (Denoyer et al. 1975, Heeger and Garito 1975, Kagoshima et al. 1988), in spite of the fact that the compound exhibits a more complex scenario in the temperature range between 60 K and

33 K due to fluctuations, separate ordering in the different stacks, transverse coupling, commensurate and incommensurate phases etc. In Fig. 6 the optical properties of TTF-TCNQ are presented as an example (Basista et al. 1990). Clear deviations from the Drude behavior of a conventional metal (Dressel and Grüner 2002) are observed due to the one-dimensional nature; a similar behavior has been reported for the Bechgaard salts $(\text{TMTSF})_2X$ (Dressel 2003). When the temperature is reduced below the $T_{\text{CDW}} \approx 53$ K, the low-frequency reflectivity drops because an energy gap opens at the Fermi level. The single-particle gap opens around 290 cm^{-1} , but in addition a strong mode is found between 50 and 100 cm^{-1} . The explanation of this feature as well as indications of the pinned mode resonance at even lower frequencies is still under debate.

4.2 Charge order

The crucial point of a CDW is the Fermi surface nesting; the driving force is the energy reduction of the occupied states right below the Fermi energy E_F when the superstructure is formed (cf. Fig. 5). Well distinct from a charge density wave is the occurrence of charge order (CO). The Coulomb repulsion V between adjacent lattice sites may lead to the preference of alternatingly more or less charge as depicted in Fig. 4c. The extended Hubbard model is a good description of the relevant energies (Seo and Fukuyama 1997):

$$\begin{aligned} \mathcal{H} = & - t \sum_{j=1} \sum_{\sigma=\uparrow\downarrow} (c_{j,\sigma}^\dagger c_{j+1,\sigma} + c_{j+1,\sigma}^\dagger c_{j,\sigma}) \\ & + U \sum_{j=1} n_{j\uparrow} n_{j\downarrow} + V \sum_{j=1} n_j n_{j+1} \quad . \end{aligned} \quad (1)$$

Here t denotes the hopping integral to describe the kinetic energy, U is the on-site Coulomb repulsion and V the nearest neighbor interaction. The disproportionation of charge on the molecules represents a short-range order and has to be commensurate with the lattice. CO may be accompanied by a slight lattice distortion (Fig. 4d), but this is a secondary effect. In contrast to a CDW, a metallic state above the ordering temperature is not required. If it is the case (metallic state), the gap in the density of states due to the superstructure also causes a metal-insulator transition.

The quasi-one-dimensional $(\text{TMTTF})_2X$ salts are poor conductors at ambient temperature and exhibit a rapidly increasing resistivity as the temperature is lowered (Fig. 7). The reason is the accumulation of two effects which severely influence the energy bands as depicted in Fig. 8. The first one is a structural: due to the interaction with the anions (Fig. 2) the molecular stack is dimerized as visualized in Fig. 4b. The conduction band is split by a dimerization gap Δ_{dimer} and the material has a half-filled band. In a second step the Coulomb repulsion V causes charge disproportionation within the dimers (Fig. 4d). This also drives the one-dimensional half-filled system towards an insulating state: correlations induce a gap Δ_U at the Fermi energy E_F as shown in Fig. 8c. The tetramerization of the CO according to Fig. 4e and f changes this picture conceptually (Fig. 8d): the soft gap Δ_{CO} due to short-range nearest-neighbor interaction V localizes the charge carriers. If not completely developed it just

results in a reduction of the density of state (pseudogap). The tetramerization gap, on the other hand, is related to long-range order.

One- and two-dimensional NMR spectroscopy demonstrated the existence of an intermediate charge-ordered phase in the TMTTF family. At ambient temperature, the spectra are characteristic of nuclei in equivalent molecules. Below a continuous charge-ordering transition temperature T_{CO} , there is evidence for two inequivalent molecules with unequal electron densities. The absence of an associated magnetic anomaly indicates only the charge degrees of freedom are involved and the lack of evidence for a structural anomaly suggests that charge-lattice coupling is too weak to drive the transition (Chow et al. 2000).

The first indications of CO came from dielectric measurements in the radio-frequency range (Nad et al. 1999, Monceau et al. 2001) where a divergency of the low-frequency dielectric constant was observed at a certain temperature T_{CO} . This behavior is well known from ferroelectric transitions, where also a dielectric catastrophe is observed due to a softening of the lattice. The idea is that at elevated temperatures the molecules carry equivalent charge of $+0.5e$; but upon lowering the temperature, the charge alternates by $\pm\rho$ causing a permanent dipole moment. On this ground new intermolecular vibrations at far-infrared frequencies below 100 cm^{-1} become infrared active along all three crystal axes in the CO state due to the unequal charge distribution on the TMTTF molecules. Above the CO transition these modes, which can be assigned to translational vibrations of the TMTTF molecules, are infrared silent but Raman active. In $(\text{TMTTF})_2\text{AsF}_6$, for instance, we observe a strong vibration around 85 cm^{-1} for $E \parallel a$, at 53 cm^{-1} and 66 cm^{-1} for the b and c directions, respectively, as soon as $T < 100\text{ K}$. By now there are no reports on a collective excitation which should show up as a low-frequency phonon.

The CO can be locally probed by intramolecular vibrations. Totally symmetric A_g modes are not infrared active; nevertheless due to electron-molecular vibrational (emv) coupling (i.e. the charge transfer between two neighboring organic TMTTF molecules which vibrate out-of phase) these modes can be observed by infrared spectroscopy for the polarization parallel to the stacks ($E \parallel a$). As demonstrated in Fig. 9, the resonance frequency is a very sensitive measure of the charge per molecule (Dumm et al. 2005). The charge disproportionation increases as the temperature drops below T_{CO} in a mean-field fashion expected from a second-order transition; the ratio amounts to about 2:1 in $(\text{TMTTF})_2\text{AsF}_6$ and 5:4 $(\text{TMTTF})_2\text{PF}_6$. The charge disproportionation is slightly reduced in the AsF_6 salt, when it enters the spin-Peierls state, and unchanged in the antiferromagnetic PF_6 salt which infers the coexistence of charge order and spin-Peierls order at low temperatures.

4.3 Neutral-ionic transition

While in the previous example the crystals consist of separate cation and anion chains between which the electron transfer occurs, mixed-stack organic charge-transfer compounds have only one type of chain composed of alternating π electron donor and acceptor molecules (... $A^{-\rho}D^{+\rho}A^{-\rho}D^{+\rho}A^{-\rho}D^{+\rho}$...) as sketched in Fig. 10. These materials are either neutral or ionic, but under the influence of pressure or temperature certain neutral compounds become

ionic. There is a competition between the energy required for the formation of a D^+A^- pair and the Madelung energy. Neutral-ionic (NI) phase transitions are collective, one-dimensional charge-transfer phenomena occurring in mixed-stack charge-transfer crystals, and they are associated to many intriguing phenomena, as the dramatic increase in conductivity and dielectric constant at the transition (Torrance et al. 1981, Horiuchi et al. 2000).

In the simplest case, the charge per molecule changes from completely neutral $\rho = 0$ to fully ionized $\rho = 1$. Ideally this redistribution of charge is decoupled from the lattice, and therefore should not change the inter-molecular spacing. In most real cases, however, the NI transition is characterized by the complex interplay between the average ionicity ρ on the molecular sites and the stack dimerization δ . The ionicity may act as an order parameter only in the case of discontinuous, first order phase transitions. While the inter-site Coulomb interaction V favors a discontinuous jump of ionicity, the intra-chain charge-transfer integral t mixes the fully neutral and fully ionic quantum states and favors continuous changes in ρ . The coupling of t to lattice phonons induces the dimerization of the stack, basically a Peierls-like transition to a ferroelectric state, which is a second order phase transition. Intramolecular (Holstein) phonons, on the other hand, modulate the on-site energy U and favor a discontinuous jump in ρ .

The temperature induced NI transition of tetrathiafulvalene-tetrachloro-*p*-benzoquinone (TTF-CA) at $T_{\text{NI}} = 81$ K is the prime example of a first-order transition with a discontinuous jump in ρ . This can be seen as an abrupt change in the optical properties; below the NI transition the coupled bands shift to higher frequencies (Masino et al. 2006). In terms of a modified, one-dimensional Hubbard model [similar to Eq. (1)], the NI transition can be viewed as a transition from a band insulator to a Mott insulator due to the competition between the energy difference between donor and acceptor sites, and the on-site Coulomb repulsion U . Peierls and Holstein phonons are both coupled to charge transfer electrons, albeit before the NI transition the former are only infrared active, and the latter only Raman active. This makes polarized Raman and reflection measurements a suitable tool to explore the NI transition. The optical experiments identify practically all the totally symmetric modes of both neutral and ionic phases of TTF-CA. The vibronic bands present in the infrared spectra for $T > T_{\text{NI}}$ are due to sum and difference combinations involving the lattice mode, which gives rise to the Peierls distortion at the transition. In Fig. 11 the low-frequency conductivity spectra are plotted for different temperatures $T > T_{\text{NI}}$. From calculations we expect three lattice modes which couple to electrons and become stronger as the transition is approached. The lattice modes strongly couple to electrons and behave as soft modes of the ferroelectric transition at $T_{\text{NI}} = 81$ K. The lowest mode softens most and is seen strongly overdamped around 20 cm^{-1} . The temperature evolution of this Peierls mode, which shows a clear softening (from 70 to 20 cm^{-1}) before the first-order transition to the ionic ferroelectric state takes place. In the ordered phase a clear identification and theoretical modelling of the Goldstone mode is still an open problem because the system has several degrees of freedom coupled to each other.

The cooperative charge transfer among the constructive molecules of TTF-CA can also be induced by irradiation of a short laser pulse. A photoinduced local charge-transfer excitation triggers the phase change and cause the transition

in both directions (Koshihara et al. 1999). When Cl is replaced by Br in the tetrahalo-*p*-benzoquinones the lattice is expanded, (like a negative pressure) and the ionic phase vanishes completely. Hydrostatic pressure or Br-Cl substitution is utilized as a control parameter to more or less continuously tune the NI transition at $T \rightarrow 0$ (Horiuchi et al. 2003).

5 Spin degree of freedom

In addition to the charge, electrons carry also a spin, which can interact with each other and with the underlying lattice. It was shown by Overhauser in the early 60s that an electron gas is instable and forms a spin density wave, i.e. the spin of the itinerant electrons order antiferromagnetically. But also localized magnetic moments can undergo some ordering due to electronic interaction as known from transition metal compounds, for instance. The ground state can be magnetic or non-magnetic depending on the competing interactions.

5.1 Spin density wave

Similar to a CDW, the density of spins up ρ_\uparrow and spins down ρ_\downarrow can be modulated without affecting the total density of electronic charge $\rho(\mathbf{r})$ as a sketched in Fig 12; the spin density wave (SDW) is an antiferromagnetic ground state. While in common antiferromagnets the electronic spins are localized on ions, here the conduction electrons carry the magnetic moment. The magnetic order develops with decreasing temperature according to mean-field theory. This was probed for several quasi-one-dimensional charge-transfer salts by nuclear magnetic resonance (NMR) (Takahashi et al. 1986), muon spin resonance (μ SR) (Le et al. 1993) and measurements of the antiferromagnetic resonance (AFMR) (Torrance et al. 1982, Parkin et al. 1992, Dumm et al. 2000b). In Fig. 13a the temperature dependence of the magnetization is plotted for different Bechgaard salts. The driving force for the SDW formation is the Fermi surface instability with a nesting vector $\mathbf{Q} = 2\mathbf{k}_F$ as displayed in Fig. 14. The spatial modulation of the electron spin density leads to a superstructure with period $\lambda = \pi/k_F$, and an energy gap $2\Delta_{\text{SDW}}(T)$ opens at the Fermi energy; the gap value increases with decreasing temperature the same way as the magnetization. A close inspection of Fig. 13a, however, reveals that the transition is not simply following mean-field behavior, but that the order parameter rapidly increases right below T_{SDW} , a tendency known from first-order phase transitions.

The electrical resistivity exhibits a semiconducting behavior below T_{SDW} in full analogy to the CDW state; the example of $(\text{TMTSF})_2\text{PF}_6$ is shown in curve 3 of Fig. 7. If the wavelength of the density wave modulation λ is a multiple of the lattice period, the density wave of the electronic system is rigidly connected to the ions. If it is incommensurate with the underlying lattice, it can in principle freely move. The pinning of the entire SDW on impurities in the crystal leads to collective transport only above a certain threshold field, and in an alternating electric field with a resonance frequency in the GHz range (Grüner 1994). A typical example of a one-dimensional metal which undergoes an incommensurate SDW transition at $T_{\text{SDW}} = 12$ K is the Bechgaard salt

(TMTSF)₂PF₆. The electrodynamic response plotted in Fig. 15 clearly exhibits the opening of a well-defined gap around $2\Delta_{\text{SDW}} = 70 \text{ cm}^{-1}$ as the temperature is lowered (Degiorgi et al. 1996). The contribution of the collective mode peaks around the pinning frequency $\nu_0 = 0.1 \text{ cm}^{-1}$. The spectral weight of this mode, however, is too small to compensate for the reduction upon entering the SDW phase; by now the reason for the missing spectral weight is not completely understood. Albeit the density wave is pinned to randomly positioned impurities, local deformations lead to an internal polarization of the mode which results in low-lying excitations. Such effects are described by a broad relaxation process in the kHz and MHz range of frequency (Donovan et al. 1994).

While theory explores perfectly one-dimensional systems, in real materials the conducting chains will always be weakly coupled; hence quasi-one-dimensional system are only a more or less good approximation of the limiting case. As demonstrated in Fig. 14 partial nesting is still possible and parts or the entire Fermi surface can become gapped below T_{SDW} . The collective response is restricted to the nesting vector which in the quasi-one-dimensional case is not parallel to chain direction any more, but has some perpendicular component. Recent microwave measurement on (TMTSF)₂PF₆ provide strong evidence that the pinned mode resonance is also present in the *b*-direction (Petukhov and Dressel 2005).

5.2 Antiferromagnetic spin chain

One-dimensional spin chains have the tendency to order antiferromagnetically. This is nicely seen in the spin susceptibility of Fabre and Bechgaard salts (TMTCF)₂X as displayed in Fig. 16: at high temperatures $\chi(T)$ corresponds to a spin 1/2 antiferromagnetic Heisenberg chain with exchange constants $J = 420 - 500 \text{ K}$. The magnetic coupling J gives the energy scale of the ordering; for significantly lower temperatures, the susceptibility decreases because the the spins cannot follow the magnetic field any more.

In all cases, however, a transition to an ordered ground state is observed by a drop of the spin susceptibility at low temperatures, which has quite different nature; as summarized in the phase diagram Fig. 3. For instance, (TMTSF)₂-PF₆ develops a spin density wave, as just discussed, where the internal magnetic field shifts and significantly broadens the resonance line. Below T_{SDW} all the charge carriers (and thus all the spins) enter a collective state in which the spins form pairs (Fig. 16d). The tetrahedral anions in (TMTTF)₂ClO₄ are subject a an anion ordering at $T_{\text{AO}} = 72.5 \text{ K}$ which can be identified by a kink in the temperature-dependent resistivity (curve 5 in Fig. 7). This lattice rearrangement results in an alternating coupling J_1 and J_2 and thus in a singlet ground state. For other non-centrosymmetric anions like ReO₄, BF₄ and SCN of (TMTTF)₂X similar anion ordering transitions are identified in the range $40 \text{ K} < T_{\text{AO}} < 160 \text{ K}$. Also in (TMTTF)₂PF₆ the ground state is non-magnetic, but the reason for this is a spin-Peierls transition at around 19 K; this will be discussed in more detail in the following section.

The electrons in (TMTTF)₂Br are by far more localized compared to the one-dimensional metals (TMTSF)₂X as can be seen from Fig. 7. The antiferromagnetic phase transition at $T_{\text{N}} = 13.3 \text{ K}$ is induced by three-dimensional ordering

of the one-dimensional chains of localized spins. ESR experiments presented in Fig. 13b evidence that the magnetization perfectly traces the mean-field behavior (Dumm et al. 2000b). As depicted in Fig. 3, the completely insulating $(\text{TMTTF})_2\text{SbF}_6$ exhibits a ground state very similar to $(\text{TMTTF})_2\text{Br}$; however the antiferromagnetic phase which develops below $T_N = 8$ K arises out of a charge-ordered state (Yu et al. 2004). With large enough on-site and nearest-neighbor Coulomb repulsion U and V in the $1/4$ -filled system, a charge pattern of alternating rich and poor sites $(- + | - + | - + | - +)$ is produced at $T_{\text{CO}} = 156$ K and hence the ground state is antiferromagnetic. However, taking electron-lattice coupling into account other charge configurations become possible (Mazumdar et al. 2000). In particular the ferroelectric response observed by measurements of dielectric permittivity requires a coupling term between the electrons in the stack and the charged counterions (Monceau et al. 2001). The phase diagram (Fig. 3) infers a competition between the CO- and SP-order parameter. Increasing pressure leads to a frustration of the CO resulting from a modified coupling to the counterions, and once it is sufficiently suppressed, the ground state is singlet (spin-Peierls) rather than antiferromagnetic (Yu et al. 2004). It remains an open question, to which extend the second antiferromagnetic state (observed in $(\text{TMTTF})_2\text{Br}$, for instance) is a reentrance of this phase, or whether it is a distinctly different symmetry breaking.

5.3 Spin Peierls transition

While the spin density wave in first approximation does not couple to the lattice, the spin-Peierls (SP) transition is a magneto-elastic phase transition. Quasi-one-dimensional $S = 1/2$ antiferromagnetic spin chains can gain magnetic energy by forming a singlet ($S = 0$) ground state. As a result, at low temperature the spin chains dimerize in the spin-Peierls state (tetramerization of the lattice) as depicted in Fig. 4g. The formation of $S = 0$ spin pairs, which are well localized, yields a non-magnetic ground state; the spin susceptibility decreases exponentially below the temperature T_{SP} .

In Fig. 17a the example of $(\text{TMTTF})_2\text{AsF}_6$ is presented which enters the SP state at $T_{\text{SP}} = 13.1\text{K}$. The fit of the experimental data by a mean-field theory of Bulaevskii (Bulaevskii 1969) yields a ratio of $\gamma = J_2/J_1$ between the inter- and intra-spin-dimer couplings with $|J_1| = 423$ K. The singlet-triplet gap is estimated to be $\Delta_\sigma(0) = 22$ K in good agreement with mean-field prediction: $2\Delta_\sigma(0)/T_{\text{SP}} = 3.53$. It is obvious from Figs. 17a that well above the actual transition temperature, the spin susceptibility is already reduced to one-dimensional lattice fluctuations (Dumoulin et al. 1996, Bourbonnais and Dumoulin 1996). This is even more obvious in $(\text{TMTTF})_2\text{PF}_6$ where fluctuations are evident almost up to 100 K as becomes obvious from Fig. 16a (Dumm et al. 2000a).

Already the investigation of the vibrational mode $\nu_3(A_g)$ summarized in Fig. 9d gave evidence for the spin Peierls transition in $(\text{TMTTF})_2\text{AsF}_6$. Below $T_{\text{SP}} = 13$ K the mode splitting decreases which indicates a reduction of the charge disproportionation. Most important, this observation evidences the coexistence of both ordering phenomena; implying that in addition to the spin arrangement depicted in Fig. 4g the charge remains modulated in a $(- + | - + | - + | - +)$ pattern.

5.4 Spin order

In contrast to a spin-Peierls transition, where spin-phonon interaction is responsible for the ordering, the tetramerization can occur due to structural changes, like the ordering of tetrahedral anions ClO_4 , ReO_4 or BF_4 . The result is a charge arrangement $(- + | + - | - + | + -)$ as plotted in Fig. 4f. The alternating exchange constants J_1 and J_2 lead to a spin ordering with a singlet ($S = 0$) ground state. The first-order phase transition is accompanied by a step-like decrease in the spin susceptibility. The further decrease in $\chi(T)$ can be well described by Bulaevskii's model (Bulaevskii 1969) of an alternating spin chain with a ratio of the exchange constants $\gamma = 0.9$ and 0.8 for $(\text{TMTTF})_2\text{BF}_4$ and $(\text{TMTTF})_2\text{ClO}_4$, respectively; the singlet-triplet gaps are $\Delta_\sigma = 52$ K and 84.5 K. The sudden decrease of the electrical resistivity, as demonstrated by the kink in curves 4 and 5 of Fig. 7 for the examples of $(\text{TMTTF})_2\text{BF}_4$ and $(\text{TMTTF})_2\text{ClO}_4$, indicates reduced scattering in the ordered state and rules out a change in the density of states due to the formation of a pseudogap.

Interestingly, while in general for non-centrosymmetric counter ions in $(\text{TMTTF})_2X$ anion ordering is observed, only for $X = \text{ClO}_4$, ReO_4 and BF_4 a spin gap Δ_σ opens in the non-magnetic anion-ordered ground state, for $(\text{TMTTF})_2\text{SCN}$ the anion order is accompanied by a charge order, but not by a spin order.

6 Outlook

No doubt, one-dimensional physics matured from a toy model to an extremely active field of theoretical and experimental research, spanning a broad range from quantum gases to condensed-matter physics and semiconductor technology. A large variety of novel and exciting phenomena can be investigated in these systems. In one-dimensional metals collective modes replace the single-particle excitations common to three-dimensional conductors and successfully described by Landau's Fermi liquid concept of interacting electrons. Another property typical for low-dimensional solids is their susceptibility to symmetry breaking with respect to the lattice, the charge and the spin degree of freedom. Broken-symmetry ground states imply that the system becomes stiff, because the modulation of the order parameter costs energy; therefore collective modes appear at low energies. In the case of magnets, the loss of rotational invariance leads to a magnetic stiffness and spin waves. In superconductors the gauge symmetry is broken, but due to the Higgs mechanism the Goldstone mode is absent at low frequencies and shifted well above the plasma frequency. In the examples above, we were dealing with translational invariance which is lowered in crystals due to charge ordering phenomena.

Charge density waves drive a metal to an insulator for the Fermi surface becomes unstable; the pinned-mode resonance can nicely be detected in the GHz using a variety of high-frequency and optical techniques. Purely electronic correlations between adjacent sites can cause charge disproportionation. Organic conductors are suitable realizations to investigate the properties at the metal-insulator transitions. The neutral-ionic transition observed in mixed-stack one-dimensional organic charge-transfer salts can be a pure change of ionizity, but commonly

goes hand in hand with a Peierls distortion. This can be seen in a softening of the low-frequency phonon modes above the phase transition.

In general, the magnetic coupling is weaker compared to electronic effects, hence the ordering occurs at lower temperatures. The competition of electronic, magnetic and phonon interaction is responsible that a particular ground state develops, which can range from a nonmagnetic singlet, spin-Peierls, an antiferromagnet to a spin-density wave state, as depicted in the phase diagram of the Bechgaard and Fabre salts (Fig. 3). The well-balanced interplay of these interactions calls for further exploration and will remain an active field of experimental and theoretical research for the years to come. Unfortunately, these organic solids permit neutron scattering experiments only in a very limited way. Thus the exploration of spin-wave excitations is still an open issue.

Acknowledgements

During the last years, we enjoyed collaborations and discussions with S. Brown, L. Degiorgi, N. Drichko, M. Dumm, A. Girlando, G. Grüner and S. Tomić. We thank N. Drichko, M. Dumm and S. Yasin for providing unpublished data.

References

- Basista H, Bonn DA, Timusk T, Voit J, Jérôme D, Bechgaard K (1990) Far-infrared optical properties of tetrathiofulvalene-tetracyanoquinodimethane (TTF-TCNQ). *Phys Rev B* 42: 4008-4099
- Batail P (ed) (2004) *Molecular Conductors*. Thematic Issue of *Chemical Reviews* 104: 4887-5781
- Bourbonnais C, Dumoulin B (1996) Theory of lattice and electronic fluctuations in weakly localized spin-Peierls systems. *J Phys I (France)* 6: 1727-1744
- Bulaevskii LN (1969) Magnetic susceptibility of a chain of spins with antiferromagnetic interaction. *Sov Phys Solid State* 11: 921-924
- Chow DS, Zamborszky F, Alavi B, Tantillo DJ, Baur A, Merlic CA, Brown SE (2000) Charge ordering in the TMTTF family of molecular conductors. *Phys Rev Lett* 85: 1698-1701
- Cohen MJ, Coleman LB, Garito AF, Heeger AJ (1974) Electrical conductivity of tetrathiofulvalinium tetracyanoquinodimethane (TTF)(TCNQ). *Phys Rev B* 10: 1298-1307
- Coleman LB, Cohen MJ, Sandman DJ, Yamagishi FG, Garito AF, Heeger AJ (1973) Superconducting fluctuations and the Peierls instability in an organic solid. *Solid State Commun* 12: 1125-1132
- Davies JH (1998) *The physics of low-dimensional semiconductors*. Cambridge University Press, Cambridge
- Degiorgi L, Dressel M, Schwartz A, Alavi B, Grüner G (1996) Direct observation of the spin-density-wave gap in $(\text{TMTSF})_2\text{PF}_6$. *Phys Rev Lett* 76: 3838-3841
- Denoyer F, Comès F, Garito AF, Heeger AJ (1975) X-ray-diffuse-scattering evidence for a phase transition in tetrathiofulvalene tetracyanoquinodimethane (TTF-TCNQ). *Phys Rev Lett* 35: 445-449

- Donovan S, Kim Y, Degiorgi L, Dressel M, Grüner G, Wonneberger W (1994) The electro-dynamics of the spin density wave ground state: optical experiments on $(\text{TMTSF})_2\text{-PF}_6$. *Phys Rev B* 49: 3363-3377
- Dumoulin B, Bourbonnais C, Ravy S, Pouget JP, Coulon C (1996) Fluctuation effects in low-dimensional spin-Peierls systems: theory and experiment. *Phys Rev Lett* 76: 1360-1363
- Dressel M, Kirchner S, Hesse P, Untereiner G, Dumm M, Hemberger J, Loidl A, Montgomery L (2001) Spin and charge dynamics in Bechgaard salts. *Synth Met* 120: 719-720
- Dressel M, Grüner G (2002) *Electrodynamics of Solids*. Cambridge University Press
- Dressel M (2003) Spin-charge separation in quasi one-dimensional organic conductors. *Naturwissenschaften* 90: 337-344
- Dumm M, Loidl A, Fravel BW, Starkey KP, Montgomery L, Dressel M (2000a) Electron-spin-resonance studies on the organic linear chain compounds $(\text{TMTCF})_2X$ ($C=S$, Se and $X=\text{PF}_6$, AsF_6 , ClO_4 , Br). *Phys Rev B* 61: 511-520
- Dumm M, Loidl A, Alavi B, Starkey KP, Montgomery L, Dressel M (2000b) Comprehensive ESR-study of the antiferromagnetic ground states in the one-dimensional spin systems $(\text{TMTSF})_2\text{PF}_6$, $(\text{TMTSF})_2\text{AsF}_6$, and $(\text{TMTTF})_2\text{Br}$. *Phys Rev B* 62: 6512-6520
- Dumm M, Abaker M, Dressel M (2005) Mid-infrared response of charge-ordered quasi-1D organic conductors $(\text{TMTTF})_2X$. *J Phys IV (France)* 131: 55-58
- Farges JP (ed.) (1994) *Organic conductors*. Marcel Dekker, New York
- Giamarchi T (2004) *Quantum physics in one dimension*. Oxford University Press, Oxford
- Goldstone J (1961) Field theories with 'superconductor' solution. *Nuovo cimento* 19: 154-164
- Grüner G (1994) *Density waves in solids*, Addison-Wesley, Reading, MA
- Heeger AJ, Garito AF (1975) The electronic properties of TTF-TCNQ. in: Keller HJ (ed) *Low dimensional cooperative phenomena*, Plenum, New York, 89-123
- Himpel FJ, Kirakosian A, Crain JN, Lin JL, Petrovykh DY (2001) Self-assembly of one-dimensional nanostructures at silicon surfaces. *Solid State Commun* 117: 149-157
- Horiuchi S, Okimoto Y, Kumai R, Tokura Y (2000) Anomalous valence fluctuation near a ferroelectric transition in an organic charge-transfer complex. *J Phys Soc Jpn* 69: 1302-1305
- Horiuchi S, Okimoto Y, Kumai R, Tokura Y (2003) Quantum phase transition in organic charge-transfer complexes. *Science* 299: 229-232
- Ishiguro T, Yamaji K, Saito G (1998) *Organic superconductors*. 2nd edition, Springer, Berlin
- Jérome D, Mazaud A, Ribault M, Bechgaard K (1980) Superconductivity in a synthetic organic conductor $(\text{TMTSF})_2\text{PF}_6$. *J. Physique Lett.* 41: L95-97
- Jérome D, Schulz HJ (1982) *Organic conductors and superconductors*. *Adv Phys* 31: 299-490
- Jérome D (1991) *The Physics of Organic Conductors*. *Science* 252: 1509-1514
- Kagoshima S, Nagasawa H, Sambongi T (1988) *One-dimensional conductors* Springer, Berlin
- Koshihara SY, Takahashi Y, Saki H, Tokura Y, Luty T (1999) Photoinduced cooperative charge transfer in low-dimensional organic crystals. *J Phys Chem B* 103:

2592-2600

Le LP, et al. (1993) Muon-spin-rotation and relaxation studies in $(\text{TMTSF})_2X$ compounds. *Phys Rev. B* 48: 7284 - 7296

Lieb EH, Mattis DC (ed.) (1966) *Mathematical physics in one dimension*. Academic Press, New York

Maekawa S, Tohyama T, Barnes SE, Ishihara S, Koshibae W, Khaliullin G (2004) *The physics of transition metal oxides*. Springer-Verlag, Berlin

Masino M, Girlando A, Brillante A, Della Valle RG, Venuti E, Drichko N, Dressel M (2006) Lattice dynamics of TTF-CA across the neutral ionic transition. *Chem Phys* 325: 71-77

Mazumdar S, Clay RT, Cambell DK (2000) Bond-order and charge-density waves in the isotropic interacting two-dimensional quarter-filled band and the insulating state proximate to organic superconductivity. *Phys Rev B* 62: 13400-13425

Monceau P (Ed.) (1985) *Electronic properties of inorganic quasi-one-dimensional compounds, Part I/II*. Reidel, Dordrecht

Monceau P, Nad FY, Brazovskii S (2001) Ferroelectric Mot-Hubbard phase of organic $(\text{TMTTF})_2X$ conductors. *Phys Rev Lett* 86: 4080-4083

Moritz H, Stöferle T, Köhl M, Esslinger T (2003) Exciting collective oscillations in a trapped 1D gas. *Phys Rev Lett* 91: 250402-1-9

Nad F, Monceau P, Fabre J (1999) High dielectric permittivity in quasi-one-dimensional organic compounds $(\text{TMTTF})_2X$: Possible evidence for charge induced correlated state. *J Phys (Paris) IV* 9: Pr10-361-364

O'Connell M (2006) *Carbon nanotubes*. Taylor & Francis, Boca Raton

Overhauser AW (1962) Spin density waves in an electron gas. *Phys Rev* 128: 1437-1452

Parkin SSP, Scott JC, Torrance JB, Engler EM (1982) Antiferromagnetic resonance in tetramethyltetrafulvalene bromide $[(\text{TMTTF})_2\text{Br}]$. *Phys Rev B* 26: 6319-6321

Petukhov K, Dressel M (2005) Collective spin-density-wave response perpendicular to the chains of the quasi one-dimensional conductor $(\text{TMTSF})_2\text{PF}_6$. *Phys Rev B* 71: 073101-1-3

Seo H, Fukuyama H (1997) Antiferromagnetic phases of one-dimensional quarter-filled organic conductors. *J Phys Soc Jpn* 66: 1249-1252

Takahashi T, Maniwa Y, Kawamura H, Saito G (1986) Determination of SDW characteristics in $(\text{TMTSF})_2\text{PF}_6$ by $^1\text{H-NMR}$ analysis. *J Phys Soc Jpn* 55: 1364-1373

Torrance JB, Vazquez JE, Mayerle JJ, Lee VY (1981) Discovery of a neutral-to-ionic phase transition in organic materials. *Phys Rev Lett* 46: 253-257

Torrance JB, Pedersen HJ, Bechgaard K (1982) Observation of antiferromagnetic resonance in an organic superconductor *Phys Rev Lett* 49: 881-884

Vuletić T, Korin-Hamzić B, Ivek T, Tomić S, Gorshunov B, Dressel M, Akimitsu J (2006) The spin-ladder and spin-chain system $(\text{La,Y,Sr,Ca})_{14}\text{Cu}_{24}\text{O}_{41}$: electronic phases, charge and spin dynamics. *Phys Rep* 428: 169-258

Yu W, Zhang F, Zamborszky F, Alavi B, Baur A, Merlic CA, Brown SE (2004) Electron-lattice coupling and broken symmetries of the molecular salt $(\text{TMTTF})_2\text{SbF}_6$. *Phys Rev B* 70: 121101-1-4

Zeller HR (1973) *Electronic Properties of one-dimensional solid state systems*. in: Queisser HJ (ed) *Festkörperprobleme (Advances in Solid State Physics) Vol 13*, Pergamon, New York, p. 31

Zeller HR (1975) *Electrical Transport and spectroscopical studies of the Peierls tran-*

sition in $\text{K}_2[\text{Pt}(\text{CN})_4]\text{Br}_{0.30}\cdot 3\text{H}_2\text{O}$. in: Keller HJ (ed) Low dimensional cooperative phenomena, Plenum, New York, 215-233

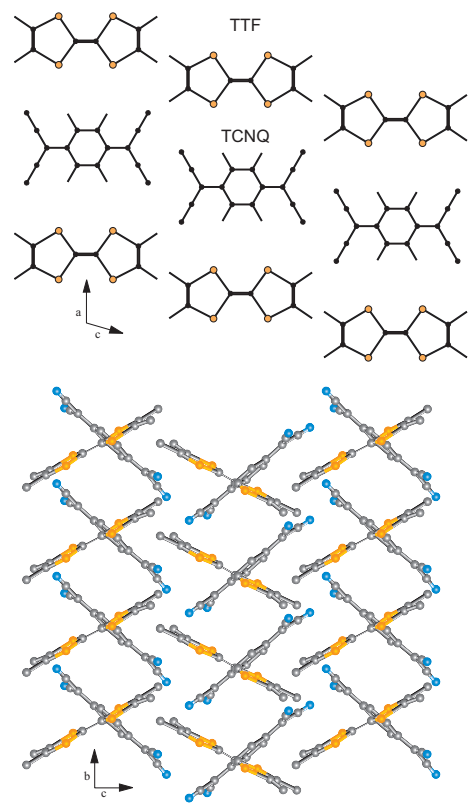


Figure 1: (a) The TTF molecules and the TNCQ molecules form separate stacks along the b -direction. (b) The molecules are tilt in herring bone fashion. The π orbitals overlap in the b -direction and form the conduction band that causes the metallic properties along the stacks.

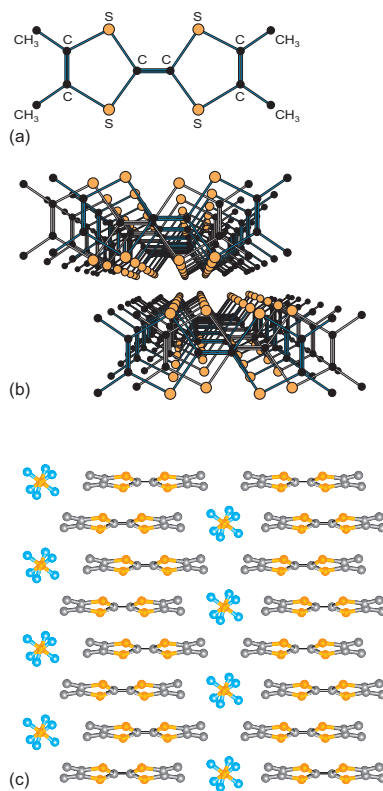


Figure 2: (a) TMTTF molecule (b) View along the stacks of TMTTF (*a*-direction) and (c) perpendicular to them (*b*-direction). Along the *c*-direction the stacks of the organic molecules are separated by the AsF_6^- anions, for instance. In the case of the TMTSF salts, S is replaced by Se.

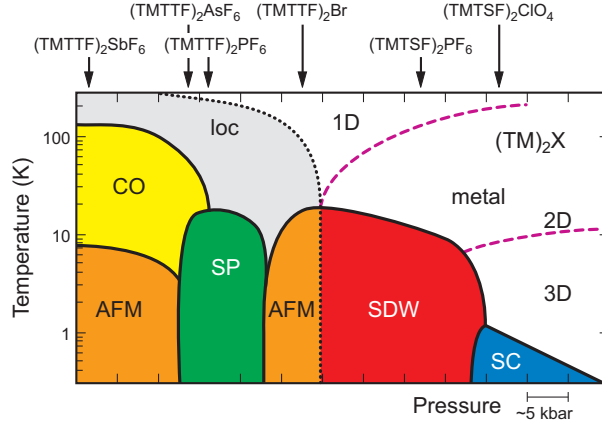


Figure 3: The phase diagram of the quasi one-dimensional TMTTF and TMTSF salts, first suggested by Jérôme and coworkers (Jérôme 1991) and further developed over the years. For the different compounds the ambient-pressure position in the phase diagram is indicated. Going from the left to the right, the materials get less one-dimensional due to the increasing interaction in the second and third direction. Here loc stands for charge localization, CO for charge ordering, SP for spin-Peierls, AFM for antiferromagnet, SDW for spin density wave, and SC for superconductor. The description of the metallic state changes from a one-dimensional Luttinger liquid to a two and three-dimensional Fermi liquid. While some of the boundaries are clear phase transitions, the ones indicated by dashed lines are better characterized as a crossover. The position in the phase diagram can be tuned by external or chemical pressure.

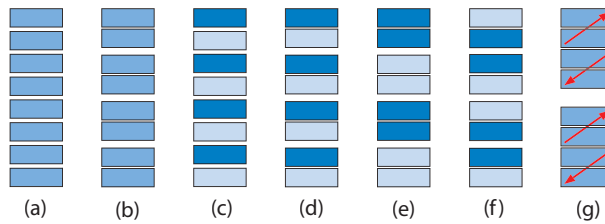


Figure 4: (a) Stack of equally spaced organic molecules with charge $\rho = \rho_0 = 1/2e$ per molecule, for instance; (b) the dimerization of the stack leads to alternating distances between adjacent molecules. (c) Charge ordering modulates the electronic charge ρ per molecule to $\rho_0 + \delta$ and $\rho_0 - \delta$; as indicated by the gray values. (d) The charge disproportionation can be accompanied by a lattice dimerization; besides a $(- + - +)$ pattern, also the $(- - + +)$ alternation is possible in two different fashions: (e) $(- - | + + | - - | + +)$ and (f) $(+ - | - + | + - | - +)$. (g) In addition the magnetic moments located at of the molecules can pair and form spin singlets.

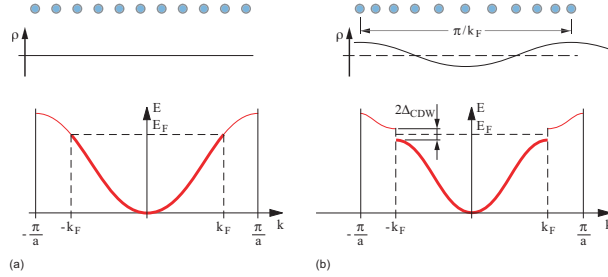


Figure 5: (a) In a regular metal, the charge is homogeneously distributed in space. The conduction band is filled up to the Fermi energy E_F . (b) A modulation of the charge density with a wavelength $\lambda = \pi/k_F$ changes the periodicity; hence in k -space the Brillouin zone is reduced which causes a gap $2\Delta_{CDW}$ at $\pm k_F$. The system becomes insulating.

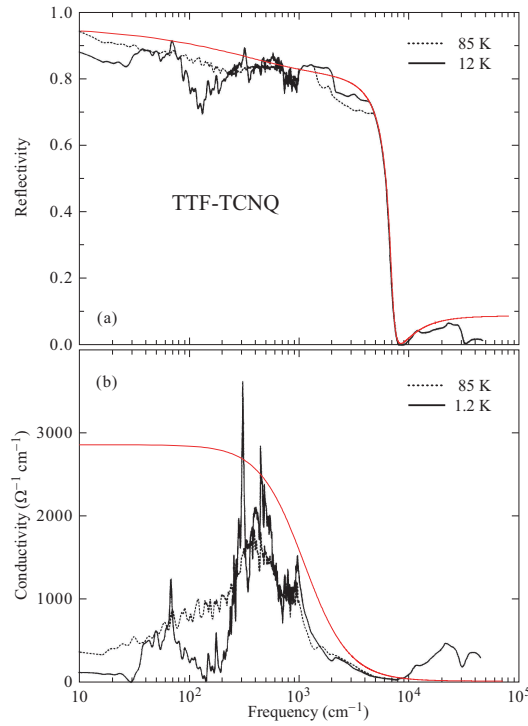


Figure 6: (a) Optical reflectivity and (b) conductivity of TTF-TCNQ parallel to the stack direction b for temperatures above and below the charge density wave transition $T_{CDW} = 53$ K (data taken from Basista et al. 1990). The insulating state is seen by the drop in the low-frequency reflectivity. The suppression of the conductivity below 3000 cm^{-1} indicates the opening of the CDW gap. For comparison, the thin red lines represent the simple metallic behavior according to the Drude model with a plasma frequency of $\omega_p/(2\pi c) = 42000 \text{ cm}^{-1}$ and a scattering rate of $1/(2\pi\tau c) = 1200 \text{ cm}^{-1}$.

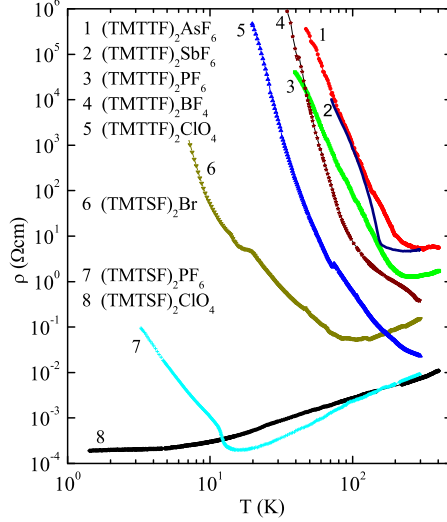


Figure 7: Temperature dependence of the dc resistivity of several Fabre and Bechgaard salts. As the temperature is reduced, the charges become increasingly localized in $(\text{TMTSF})_2\text{AsF}_6$ and $(\text{TMTSF})_2\text{PF}_6$, before the charge-ordered state is entered below 100 K. $(\text{TMTSF})_2\text{SbF}_6$ shows a transition from a metal-like state directly into the charge-ordered state at $T_{\text{CO}} = 150$ K. $(\text{TMTSF})_2\text{PF}_6$ undergoes a SDW transition at $T_{\text{SDW}} = 12$ K. Only $(\text{TMTSF})_2\text{ClO}_4$ remains metallic all the way down to approximately $T_c = 1.2$ K where it becomes superconducting (after Dressel et al. 2001).

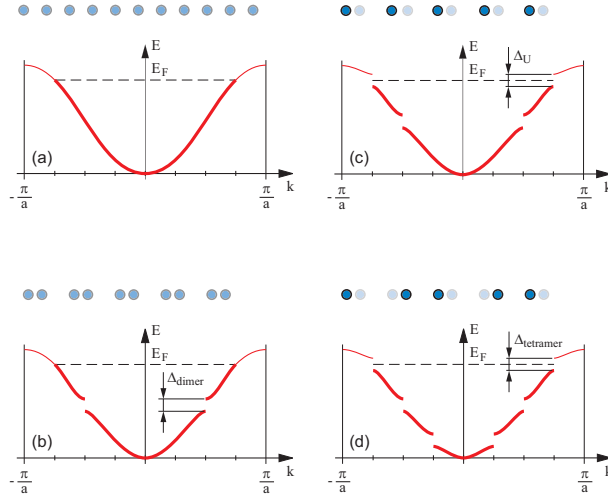


Figure 8: (a) A homogeneous stack of TMTCF, for example, with half an electronic charge $+e$ per molecule results in a three-quarter-filled band which leads to metallic behavior. (b) Dimerization doubles the unit cell and the Brillouin zone is cut into two equal parts. The upper band is half filled and the physical properties remain basically unchanged. (c) Due to Coulomb repulsion U a gap Δ_U opens at the Fermi energy E_F that drives a metal-to-insulator transition. (d) The tetramerization doubles the unit cell again.

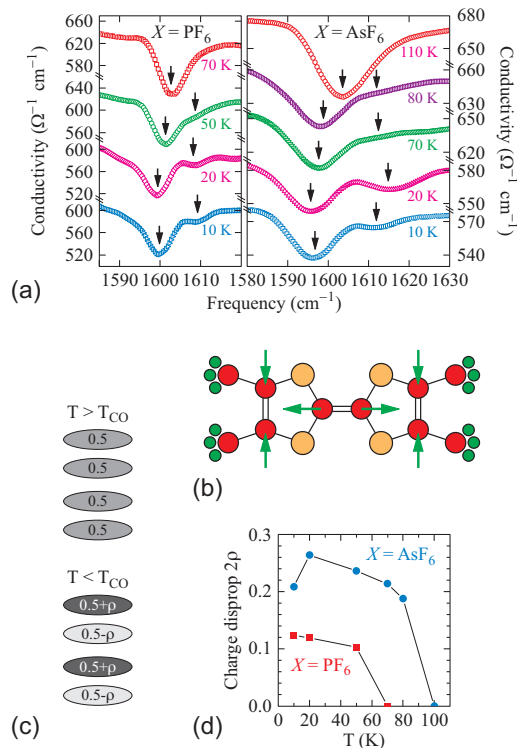


Figure 9: (a) Mid-infrared conductivity of (TMTTF)₂PF₆ and (TMTTF)₂AsF₆ for light polarized parallel to the molecular stacks. (b) The emv coupled totally-symmetric intramolecular $\nu_3(A_g)$ mode (which mainly involves the C=C double bonds) is very sensitive to the charge carried by the molecule; hence the mode splits due to charge order. (c) While the molecules contain equal charge for $T > T_{CO}$, an alternation of charge-rich and charge-poor sites is found as the crystal is cooled below T_{CO} . (d) The disproportionation in charge increases with decreasing temperature (after Dumm et al. 2005).

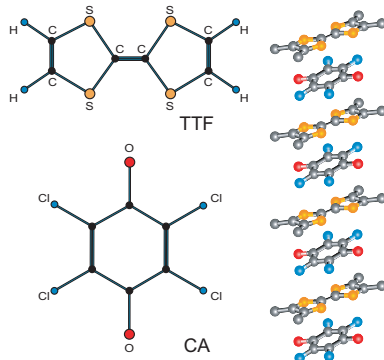


Figure 10: The TTF and chloranil QCl₄ are planar molecules. In the mixed-stack compound TTF-CA the two distinct molecules alternate.

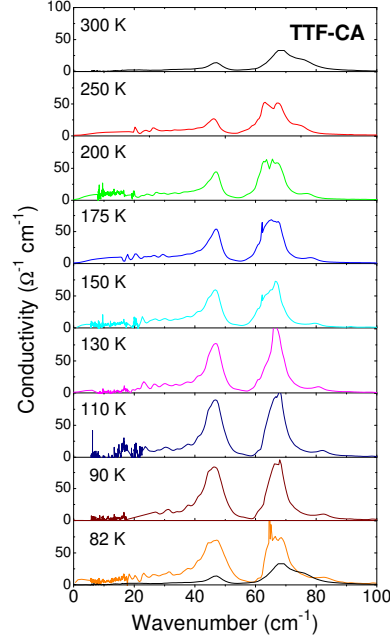


Figure 11: Low-frequency conductivity of TTF-CA for $T > T_{\text{NI}}$ for different temperatures as indicated in the panels. As the NI transition is approached by decreasing temperature, the modes become stronger and an additional band appears as low as 20 cm^{-1} . To make the comparison easier, the room temperature spectrum (black line) is replotted in the lowest frame.

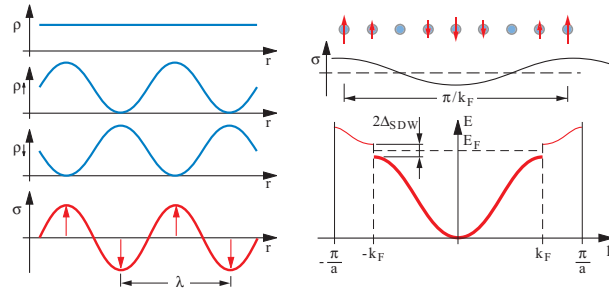


Figure 12: Keeping the total charge density ρ constant, the spins up and spins down exhibit a sinusoidal variation: $\rho(r) = \rho_{\uparrow} + \rho_{\downarrow}$. Thus the spins form a density wave with period $\lambda = \pi/k_F$; the Brillouin zone is reduced to k_F , leading to a gap $2\Delta_{\text{SDW}}$ in conduction band at the Fermi energy E_F .

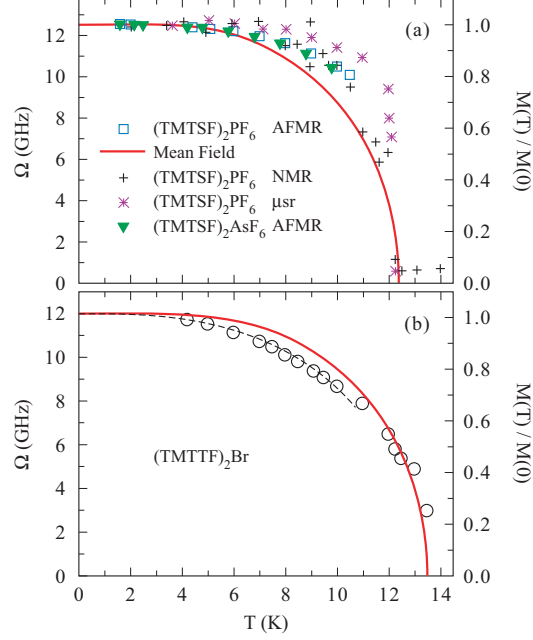


Figure 13: (a) Temperature dependence of the low-frequency zero-field mode Ω_- of $(\text{TMTSF})_2\text{PF}_6$ determined from measurements of the antiferromagnetic resonance. The results are compared with the predictions of the mean-field theory, NMR-measurements (Takahashi et al. 1986), μSR -measurements (Le et al. 1993) and the temperature dependence of $\Omega_-/\Omega_-(0)$ of $(\text{TMTSF})_2\text{AsF}_6$. (b) Temperature dependence of Ω_- of $(\text{TMTTF})_2\text{Br}$. The solid line represents the temperature dependence of the sublattice magnetization expected in mean-field theory, the dashed line corresponds to $M(T)/M(0) = 1 - cT^3$ with $c = 2.7 \times 10^{-4} \text{ K}^{-3}$ (after Dumm et al. 2000b).

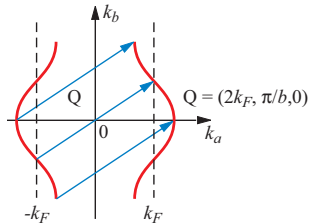


Figure 14: Schematic Fermi surface nesting of a quasi one-dimensional system with interchain coupling in b -direction. For strictly one-dimensional conductors the Fermi surface consists of two planes (dashed lines) separated by $Q = 2k_F$. For the quasi one-dimensional example the nesting vector is $Q = (2k_F, \pi/b, 0)$.

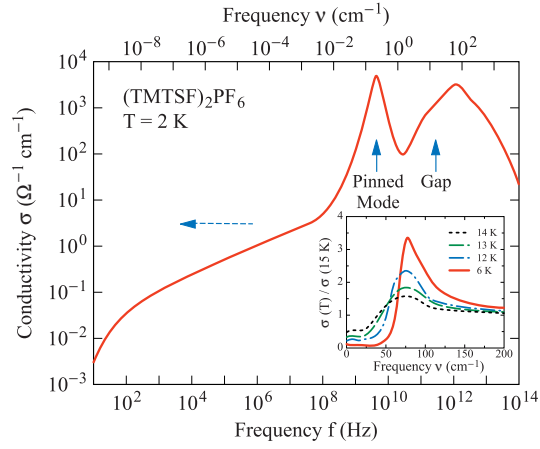


Figure 15: Frequency dependent conductivity of $(\text{TMTSF})_2\text{PF}_6$ in the spin-density-wave phase ($T = 2$ K) measured along the stacking direction a . The single-particle gap and the collective mode due to the pinning of the SDW at imperfections are denoted by the solid arrows. The dashed arrow indicates the range of internal deformations which lead to a broad relaxational behavior. The opening of the SDW gap is demonstrated in the inset where the normalized conductivity for the perpendicular direction is plotted for different temperatures as indicated.

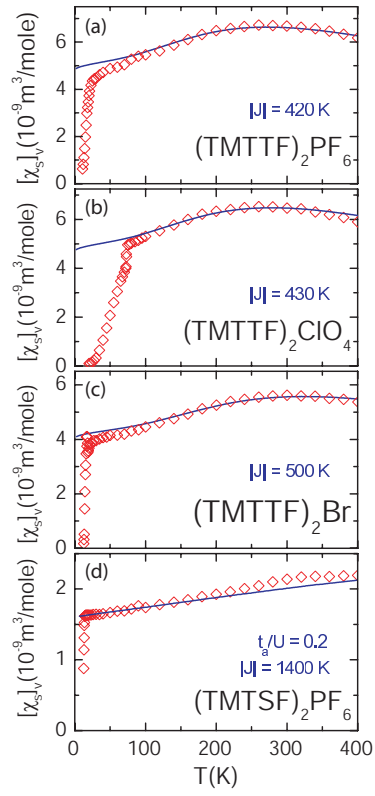


Figure 16: Temperature dependence of the spin susceptibility $(\chi_s)_v$ at constant volume of different TMTCF-salts as obtained by ESR intensity. The lines in (a) to (c) correspond to a $S = 1/2$ AFM Heisenberg chain with $J = 420 \text{ K}$, $J = 430 \text{ K}$ and $J = 500 \text{ K}$, respectively; the line in the lowest frame (d) corresponds to a fit by an advanced model with $t_a/U = 0.2$ (Dumm et al. 2000a).

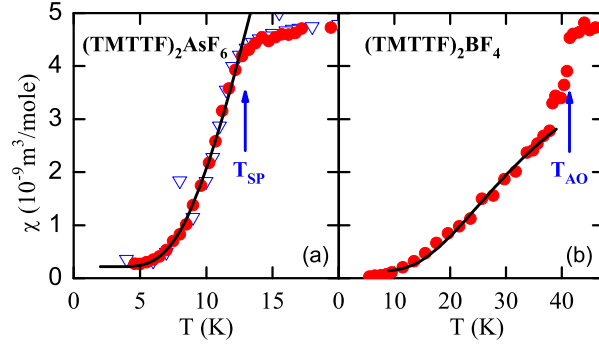


Figure 17: Low-temperature behavior of the spin susceptibility of $(\text{TMTTF})_2\text{AsF}_6$ and $(\text{TMTTF})_2\text{BF}_4$ obtained from ESR (solid circles) and SQUID measurements (open triangles). (a) At $T_{\text{SP}} = 13$ K the susceptibility of $(\text{TMTTF})_2\text{AsF}_6$ decreases exponentially indicating the spin-Peierls transition to a non-magnetic ground state. The solid line corresponds to a fit by a mean-field model. (b) $(\text{TMTTF})_2\text{BF}_4$ undergoes a first-order phase transition at $T_{\text{AO}} = 41$ K due to the ordering of the tetrahedral anions that results in a rapid drop of $\chi(T)$. At low temperatures the susceptibility in the spin ordered state also follows an activated behavior.