

On the meaning of cross-over point by variational calculations in spin-boson model

Zhi-De Chen* and Hang Wong

Department of Physics, Jinan University, Guangzhou 510632, China

We present analysis on the variational scheme based on both the displaced-oscillator state and the displaced squeezed state in spin boson model. It is found that both variational schemes have fail-points, where the variational schemes fail to provide a lower energy than the displaced-oscillator ground state. A transition from the variational ground state to the displaced oscillator ground state happens when the fail-point is reached. Such a transition is continuous in Ohmic case but becomes discontinuous in sub-Ohmic case. It is demonstrated that such a transition is always misidentified as the cross-over from delocalized to localized phases in a variational calculation. Explanation for different transition behavior with different spectral functions is found by studying the fail-point of variational scheme in the single mode case.

PACS numbers: 03.65.Yz, 03.65.Xp, 73.40.Gk

Variational method is one of the important tools in tracing the ground state of the many body systems.[1] In dealing with systems having interaction with phonon, the variational method based on displaced-oscillator state plays an important role. Some well-known examples in solid state physics are polaron and exciton systems.[2, 3, 4] Spin-boson model is an important toy model in dissipative quantum systems and it also has relation to the polaron and exciton systems.[4, 5, 6] In fact, the coupling to the phonon bath in all the mentioned systems has the same bilinear coupling form. One important issue in spin boson model is to study the cross-over from the delocalized to localized phases as the dissipation increases.[5, 6, 7, 8] Such a cross-over is now considered as some kind of quantum phase transition called boundary phase transition.[9, 10] Variational calculation based on displaced-oscillator state to the cross-over problem in spin boson model has a long history and early works are concentrated on the case of Ohmic dissipation.[5, 11, 12, 13] The predicted cross-over point for Ohmic case is found to be in agreement with the result by other methods including the numerical renormalization group(NRG) calculation.[5, 11, 14, 15] Recently the sub-Ohmic case has raised a lot of interest and variational calculation at finite temperature was also done.[14, 15, 16, 17, 18] In sub-Ohmic case, the variational calculation predicted a discontinuous transition which was not found by NRG calculation though the transition point is again found to be in good agreement with the NRG calculation.[14, 17, 18] On the other hand, another kind of variational calculation based on the displaced squeezed state was developed and shown to be valid in the strong coupling regime.[19, 20] The cross-over point found by this variational calculation is different from the former one but was confirmed by mapping to the quantum sine-Gordon model at $T = 0$. [20] The calculation in sub-Ohmic case also predicted a discontinuous transition but with cross-over point different from the known one.[21] All these discrepancy can lead to some basic questions on the meaning of cross-over points predicted by variational calculations in spin-boson model, e.g. why different variational schemes have dif-

ferent cross-over points? Why the discontinuous transition in sub-Ohmic case is not found by NRG calculation? The answer to these questions is certainly important and of interest. This is the motivation of the present work. We present energy analysis on the variational schemes used in spin-boson model. It is found that the cross-over point predicted by the variational calculation is indeed the fail-point of the variational scheme, where the variational scheme fails to provide a lower energy than that of the displaced-oscillator ground state. The predicted cross-over from the delocalized to localized phases by the variational calculation is just the transition from the variational ground state to the displaced-oscillator ground state as the fail-point is reached. Different transition behaviors in both Ohmic and sub-Ohmic cases are analyzed by studying the fail-point in single mode case.

The Hamiltonian of the spin boson model is given by (setting $\hbar = 1$) [5, 6]

$$H = -\frac{\Delta_0}{2}\sigma_x + \sum_k b_k^\dagger b_k \omega_k + \sigma_z \sum_k c_k (b_k^\dagger + b_k), \quad (1)$$

where $\sigma_i (i = x, y, z)$ is the Pauli matrix, $b_k (b_k^\dagger)$ is the annihilation (creation) operator of the k th phonon mode with energy ω_k and c_k is the coupling parameter. As is known, the solution of this model depends on the so-called the bath spectral function (density) defined as [5, 6] $J(\omega) = \pi \sum_k c_k^2 \delta(\omega - \omega_k)$. Usually the spectral function has a power law form and for the cases of both Ohmic and sub-Ohmic dissipation, $J(\omega) = \frac{\pi}{2} \alpha \omega^s \omega_D^{1-s}$, $0 < s \leq 1$, where ω_D is the cut-off frequency and α is a dimensionless coupling strength which characterizes the dissipation strength. [5, 6]

The first step of the variational calculation is to choose the trial ground state which can be found from the approximate ground state of this model. For example, an adiabatic approximation to the ground state of the present model is the displaced-oscillator ground state

$$|\Phi_0\rangle = \frac{1}{\sqrt{2}}(|\phi_+\rangle |\uparrow\rangle + |\phi_-\rangle |\downarrow\rangle), \quad (2)$$

where $|\phi_\pm\rangle = \exp\{\mp \sum_k (c_k/\omega_k) (b_k - b_k^\dagger)\} |0\rangle$, is the

displaced-oscillator state. The trial ground state for the variational calculation based on the displaced-oscillator state can be chosen as[11]

$$|\Psi_0\rangle = \frac{1}{\sqrt{2}}(|\psi_+\rangle|\uparrow\rangle + |\psi_-\rangle|\downarrow\rangle), \quad (3)$$

where $|\psi_{\pm}\rangle = \exp\{\mp \sum_k g_k (b_k - b_k^\dagger)\}|0\rangle$, g_k is a variational parameter which is determined by minimizing the expected value of the energy $E_1 = \langle \Psi_0 | H | \Psi_0 \rangle$, the so-called variational condition, $\delta E_1 / \delta g_k = 0$, leads to $g_k = c_k / (\omega_k + \Delta_0 \exp\{-2 \sum_k g_k^2\})$. [11, 13] In what follows, the trial ground state with the variational parameter determined from the variational condition is called the variational ground state. For a successful variational scheme, the variational ground state $|\Psi_0\rangle$ should be a better approximation to the true ground state than the displaced-oscillator ground state $|\Phi_0\rangle$. This implies that, in a variational calculation, $E_1 \leq E_0 \equiv \langle \Phi_0 | H | \Phi_0 \rangle$ should be satisfied, otherwise the variational scheme fails. It is found that $E_0 - E_1$ decreases as α increases, there exists a critical value α_c defined by $E_1 = E_0$, the variational scheme fails as $\alpha > \alpha_c$. Using the definition of the spectral function, one can find that α_c is given by

$$\alpha_c = \frac{\Delta_0(K_1 - K_0)}{\int_0^{\omega_D} \left(\frac{\omega}{\omega_D}\right)^{s-1} \left(\frac{K_1 \Delta_0}{\omega + K_1 \Delta_0}\right)^2 d\omega}, \quad (4)$$

where $K_0 = \langle \phi_+ | \phi_- \rangle = \exp\{-\frac{2}{\pi} \int_0^{\omega_D} \frac{J(\omega)}{\omega^2} d\omega\}$, is the adiabatic dressing factor and K_1 is determined by the self-consistent equation

$$K_1 = \exp\left\{-\frac{2}{\pi} \int_0^{\omega_D} \frac{J(\omega)}{(\omega + K_1 \Delta_0)^2} d\omega\right\}. \quad (5)$$

In Ohmic case, we have $s = 1$ and $K_0 = 0$, the above fail-point equation leads to

$$\alpha_c = 1 + \frac{K_1 \Delta_0}{K_1 \Delta_0 + \omega_D} \simeq 1 + K_1 (\Delta_0 / \omega_D), \quad (6)$$

in the limit of $\Delta_0 / \omega_D \ll 1$. Surprisingly this is just the cross-over point from delocalized to localized phase predicted by variational calculation in the limit of $\Delta_0 / \omega_D \ll 1$. [11, 13] In the following, it will be shown that the cross-over point found by the variational calculation is just the fail-point of the variational scheme.

The variational calculation determines the cross-over from the delocalized to localized phase by examining the evolution of the solutions of self-consistent equation (5) with the dissipation strength α . The self-consistent equation (5) has a trivial solution $K_1 = 0$, which represents the displaced-oscillator ground state since it is seen that the variational ground state $|\Psi_0\rangle$ reduces to $|\Phi_0\rangle$ as $K_1 = 0$. In Ohmic case, in addition to the trivial solution, Eq.(5) has one non-zero solutions $K_1' > 0$ when α is small. It is clear that the non-zero solution $K_1' > 0$ represents the variational ground state. One can see from Fig.1 that $E_0 - E_1 > 0$ when α is small. As α increases,

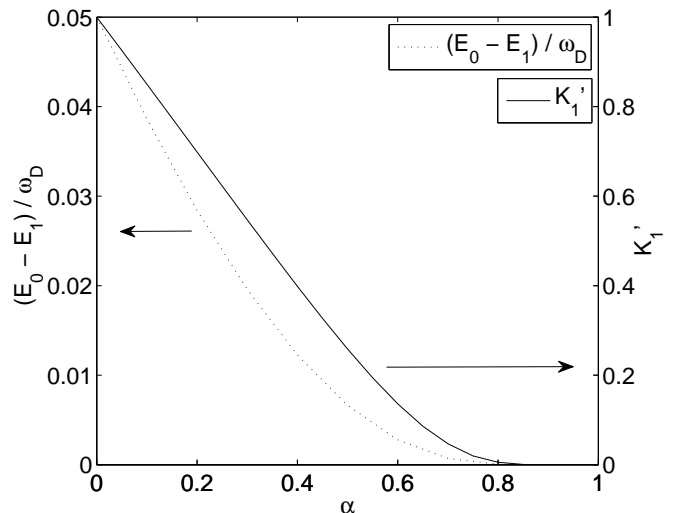


FIG. 1: Variation of both $(E_0 - E_1)$ (scale on the left) and non-zero solution K_1 (scale on the right) from self-consistent equation (5) with the dissipation strength α in Ohmic case with $\Delta_0 / \omega_D = 0.1$. The non zero solution disappears exactly at $E_0 = E_1$.

K_1' decreases and so does $E_0 - E_1$. Fig.1 tells that the non-zero solution disappears exactly at the point when $E_0 - E_1 = 0$, i.e. when $\alpha = \alpha_c$. Using the phase transition picture by Landau theory,[22, 23] the above result demonstrates a continuous transition. When $\alpha < \alpha_c$, we have $E_1 < E_0$ and the variational ground state is the global minimum, while for $\alpha > \alpha_c$, the displaced-oscillator ground state becomes the global minimum. Accordingly, a transition from the variational ground state to the displaced-oscillator ground state occurs at $\alpha = \alpha_c$. It happened that the variational ground state has a non-zero tunneling splitting while the displaced-oscillator ground state has zero tunneling splitting, such a transition is misidentified as the cross-over from the delocalized to localized phases. The above analysis can be directly generalized to the sub-Ohmic case. It is known that,[17] in sub-Ohmic case, the self-consistent equation (5) has two non-zero solutions $K_1'' > K_1' > 0$ in addition to the trivial solution when α is small. The variation of the corresponding energies, $E_1(K_1 = 0)$, $E_1(K_1')$ and $E_1(K_1'')$, with α are shown in Fig.2. It can be seen that $K_1 = 0$ and K_1'' are two energy minima and K_1' is a maximum lies between. In the present case, K_1'' represents the variational ground state and Fig.2 tells that we have $E(K_1') = E(K_1 = 0)$ at $\alpha = \alpha_c$, while for $\alpha > \alpha_c$, it is found that $E(K_1'') > E(K_1 = 0)$, showing the failure of the variational scheme. It has been shown that the transition in the sub-Ohmic case is discontinuous by Landau theory,[17] and hence α_c is exactly the transition point.

For the variational calculation based on the displaced

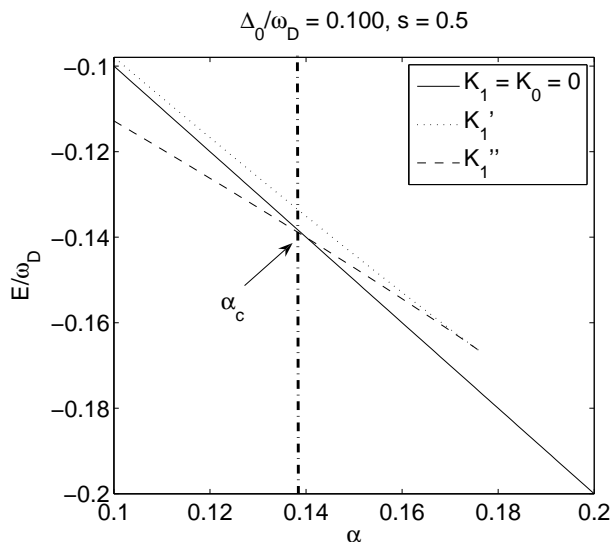


FIG. 2: Variation of 3 energy values: $E_1(K_1 = 0)$, $E_1(K_1')$ and $E_1(K_1'')$ with α in sub-Ohmic case with $s = 0.5$ and $\Delta_0/\omega_D = 0.1$. It is clear that, when $\alpha > \alpha_c$, $E_1(K_1'') > E_1(K_1 = 0)$ which demonstrates the failure of the variational scheme.

squeezed state, the trial ground state is[19, 20]

$$|\tilde{\Psi}_0\rangle = \frac{1}{\sqrt{2}}(|\varphi_+\rangle|\uparrow\rangle + |\varphi_-\rangle|\downarrow\rangle), \quad (7)$$

where $|\varphi_{\pm}\rangle = \exp\{-\sum_k \gamma_k (b_k^2 - b_k^{\dagger 2})\} \exp\{\mp \sum_k \frac{c_k}{\omega_k} (b_k - b_k^{\dagger})\}|0\rangle$, γ_k is the variational parameter which can be found by the variational condition and the result is $e^{4\gamma_k} = \sqrt{1 + 4D\Delta_0 c_k^2/\omega_k^3}$, here $D = \langle \varphi_+ | \varphi_- \rangle$ is the dressing factor.[19, 20] By the same way, in both Ohmic and sub-Ohmic cases, the fail-point equation in the present case is found to be

$$\frac{1}{2}\Delta_0 D = \sum_k \sinh^2(2\gamma_k)\omega_k|_{\alpha=\alpha_c}, \quad (8)$$

the right-hand-side of the above equation represents the energy gain due to the deformation of the phonon state(the squeezed effect). This energy gain depends on the spectral function as well as the state density of the phonon.[20] Here the density of state for the phonon bath is assumed to be $\rho(\omega) = \omega^{n-1}/\omega_D^n$, from which the fail-point equation tells that, in Ohmic case($s = 1$),

$$\alpha_c \simeq n + 1, \quad \text{for } \Delta_0/\omega_D \ll 1, \quad (9)$$

again this result coincides with the cross-over point predicted by the corresponding variational calculation.[20, 24] As a matter of fact, the situation in the present case is the same as the variational calculation based on the displaced oscillator state, that is, in Ohmic case, the non-zero solution of the self-consistent equation disappears exactly at the point when $\langle \tilde{\Psi}_0 | H | \tilde{\Psi}_0 \rangle = \langle \Phi_0 | H | \Phi_0 \rangle$, while in the sub-Ohmic case, the transition is discontinuous

and we have $\langle \tilde{\Psi}_0 | H | \tilde{\Psi}_0 \rangle = \langle \Phi_0 | H | \Phi_0 \rangle$ at $\alpha = \alpha_c$, which is just the transition point of a discontinuous transition by Landau theory.

From the above analysis, it can be seen that the cross-over point predicted by the variational calculation is not the true cross-over point of the system, but just the fail-point of the variational scheme. This can help to understand why different variational schemes predicted different cross-over points. In the following, we shall try to answer another question: why the transition in Ohmic case is continuous but discontinuous in sub-Ohmic case? To this goal, we turn to study the fail-point of spin-boson model with a single phonon mode[4, 25]

$$H_1 = -\frac{1}{2}\Delta_0\sigma_x + \omega b^\dagger b + \lambda\sigma_z(b^\dagger + b). \quad (10)$$

The fail-point equation for this model can be deduced from corresponding equation given before. For example, the fail-point equation for the variational calculation based on the displaced-oscillator state is

$$\frac{1}{2}(k_1 - k_0)\Delta_0 = (\lambda_c/\omega)^2 \frac{k_1^2(\Delta_0/\omega)}{(1 + k_1\Delta_0/\omega)^2}, \quad (11)$$

where k_1 is given by the self-consistent equation

$$k_1 = \exp\left\{-\frac{2\lambda^2}{(\omega + k_1\Delta_0)^2}\right\}, \quad (12)$$

and $k_0 = e^{-2(\lambda/\omega_0)^2}$. Numerical analysis shows there exists a frequency threshold ω_c , the variational schemes fail only for $\omega < \omega_c$ at $\lambda = \lambda_c$. The fail-point curves for both variational schemes are shown in Fig.3. It is found that, for $\omega > \omega_c$, the tunneling splitting decreases to zero continuously as λ increases. However, for $\omega < \omega_c$, the tunneling splitting shows a discontinuous jump as λ approaching λ_c . Such a phenomena was firstly reported in ref.[4] and stated it as an artifact of the variational calculation. Our analysis shows this artifact is due to the fail-point of the variational scheme. Nevertheless, the discontinuous jump in single mode case has some important difference from the discontinuous transition in sub-Ohmic case. First of all, the discontinuous jump does not exactly lead to a cross-over from delocalized to localized phases since both phases all have non-zero tunneling splitting. The most important difference is that the transition is not from the variational ground state to the displaced-oscillator ground state, but to a state closed to it. This is because k_0 is not a solution of the self-consistent equation (12), a situation that is qualitatively different from the multi-mode case where $K_0 = 0$ is the trivial solution of the self-consistent equation (5) in both Ohmic and sub-Ohmic cases. Since the transition determined from the self-consistent equation can only happens between the solutions of this equation, the transition cannot be from the variational ground state to the displaced-oscillator ground state directly. It is found that the difference the transited state and the displaced-oscillator ground state is very small when $\omega/\Delta_0 \leq 1/5$.

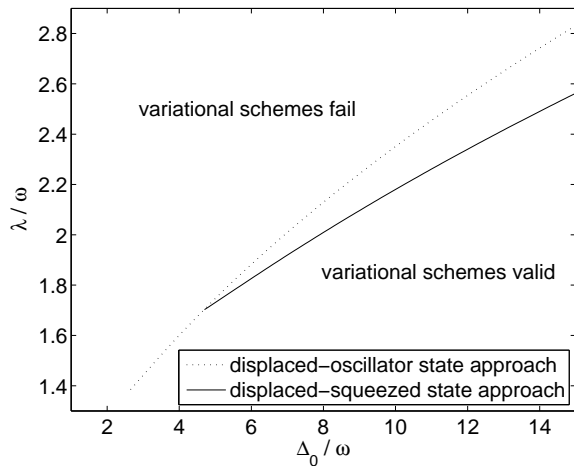


FIG. 3: The fail-point curves of the variational schemes in single-mode case. The starting points of the curves are $\Delta_0/\omega_c \simeq 2.6$ with $\lambda_c/\omega \simeq 1.38$ for displaced-oscillator state case and $\Delta_0/\omega_c \simeq 4.7$ with $\lambda_c/\omega \simeq 1.70$ for displaced-squeezed state case. The result can help to understand why the fail-point for displaced-squeezed state is larger than that of displaced-oscillator state in the case with a continuum of phonon modes.

Now we know that the variational schemes only fail in low frequency regimes and the fail-point always associates with a discontinuous jump of the tunneling splitting. In the Ohmic case with $\Delta_0/\omega_D \ll 1$, the discontinuous contribution of the low frequency modes at the fail-point is overwhelmed by the continuous contribution from the high frequency modes, so the transition behavior is continuous, while for the sub-Ohmic case, the weight of the low frequency modes increases so that the discontinuous contribution becomes important and the transition behavior turns to discontinuous. It should be noted that the discontinuous transition behavior in sub-Ohmic case is just due to the fail-point of the variational

scheme, not the true cross-over behavior of the model, hence such a discontinuous transition is not expected to be seen in a NRG calculation.

In conclusion, we show that both variational schemes used in spin-boson model have fail-points. As the fail-point is reached, a transition from the variational ground state to the displaced-oscillator ground state happens, which is always misidentified as the cross-over from the delocalized to localized phases in a variational calculation. The present result can help to understand why two variational schemes predict different cross-over points and why the predicted discontinuous transition in sub-Ohmic case is not seen in NRG calculation. Our analysis shows that both variational schemes are not suitable for studying the cross-over problem in spin-boson model. In fact, it can be shown that, in both variational schemes, the transition point to a state with zero tunneling splitting is always a fail-point of the variational scheme, showing that the predicted cross-over point is not reliable. We believe that the same problem exists when using the variational calculation to study the cross-over from “un-trapped” to “trapped” state in polaron and exciton systems.[4] As is known, it is the low frequency modes which leads to the localization, while the above analysis shows that variational schemes fail in low frequency regime, this indicates the main difficulty to study the cross-over by variational method. One intriguing fact is that the “fake” cross-over point predicted by variational calculation based on displaced-oscillator state is found to be in good agreement with the results obtained by other methods including the NRG calculation for both Ohmic and sub-Ohmic cases. In the present stage, it is not yet clear if this is just a coincidence. Further analysis is necessary for understanding it.

This work was supported by a grant from the Natural Science Foundation of China under Grant No. 10575045.

* Author to whom correspondence should be addressed. E-mail: tzhidech@jnu.edu.cn

-
- [1] G. Grosso and G. P. Parravicini, *Solid State Physics*, Academic Press, 2000.
- [2] T. D. Lee, F. E. Low, and D. Pines, *Phys. Rev.* **90**, 297(1953).
- [3] D. M. Larsen, *Phys. Rev.* **187**, 1147(1969).
- [4] H. B. Shore and L. M. Sander, *Phys. Rev. B* **7**, 4537(1973).
- [5] A. J. Leggett, S. Chakravarty, A. T. Dorsey, M. P. A. Fisher, A. Garg, and W. Zwerger, *Rev. Mod. Phys.* **59**, 1(1987) and references there in.
- [6] U. Weiss, *Quantum Dissipative Systems*, World Scientific Singapore 1999.
- [7] H. Spohn and R. Dümcke, *J. Stat. Phys.* **41**, 389(1985).
- [8] S. K. Kehrein and A. Mielke, *Phys. Lett. A* **219**, 313(1996).
- [9] S. Sachdev, *Quantum Phase Transition*, Cambridge University Press, 1999.
- [10] M. Vojta, *Rep. Prog. Phys.* **66**, 2069(2003).
- [11] W. Zwerger, *Z. Phys. B* **53**, 53(1983).
- [12] R. Silbey and R. A. Harris, *J. Chem. Phys.* **80**, 2615(1984).
- [13] Y. H. Nie, J. J. Liang, Y. L. Shi, and J. Q. Liang, *Eur. Phys. J. B* **43**, 125(2005).
- [14] R. Bulla, N.-H. Tong, and M. Vojta, *Phys. Rev. Lett.* **91**, 170601(2003).
- [15] R. Bulla, H. J. Lee, N. H. Tong, and M. Vojta, *Phys. Rev. B* **71**, 045122(2005).
- [16] A. Chin and M. Turlakov, *Phys. Rev. B* **73**, 075311(2006).
- [17] H. Wong and Z. D. Chen, submitted to *Phys. Rev. B*, see also cond-mat/0609201.
- [18] Z. Lü and H. Zheng, *Phys. Rev. B* **75**, 054302(2007).

- [19] H. Chen, Y. M. Zhang, and X. Wu, Phys. Rev. B **39**, 546(1989); *ibid*, **40**, 11326(1989).
- [20] H. Chen and L. Yu, Phys. Rev. B **45**, 13753(1992).
- [21] J. Li and Z. D. Chen, in preparation.
- [22] N. Goldenfeld, *Lectures on Phase Transition and The Renormalization Group*, Addison-Wesley, 1992.
- [23] P. M. Chaikin and T. C. Lubensky, *Principles of Condensed Matter Physics*, Cambridge Univ. Press, 1995.
- [24] Using the notation of Ref.[20], the result is $\alpha_c = 3 - 2\lambda$. From Eq.(11) in this reference, it is found that $s = 2\lambda + n - 1$, for $s = 1$, we have $2\lambda = 2 - n$, this leads to $3 - 2\lambda = n + 1$.
- [25] E. K. Irish, J. Gea-Banacloche, I. Martin, and K. C. Schwab, Phys. Rev. B **72**, 195410(2005).