

Re-visiting Direct J/ψ Production at the Fermilab Tevatron

K. Hagiwara¹, W. Qi^{2,3}, C.-F. Qiao³, J.-X. Wang²

¹ KEK Theory Division and Sokendai, Tsukuba, Ibaraki 305-0801, Japan

² Institute of High Energy Physics, the Chinese Academy of Sciences,
YuQuan Road 19B, Beijing 100049, China

³ Dept. of Physics, Graduate University, the Chinese Academy of Sciences,
YuQuan Road 19A, Beijing 100049, China

Abstract

We re-analyze the direct J/ψ production processes at the Fermilab Tevatron in view of the recent observation at the B-factories, where both J/ψ inclusive and exclusive production rates are found to be about an order of magnitude larger than the leading order estimates of non-relativistic QCD. The charm quark fragmentation to J/ψ , which is the dominant color-singlet process at high p_T , is normalized by the B-factory measurements. The process receives further enhancement due to the charm sea contribution which has so far been ignored in most analyses. When combined with all the other sub-processes, we find that the color-singlet contribution alone can account for 20% to 90% of the observed direct J/ψ p_T spectrum, depending on the normalization factor from the B-factory results that still has large errors, and the QCD higher-order effects. We find that the polarization of the directly produced J/ψ is sensitive to the fraction of the color-octet contribution, which should fill the gap between the enhanced color-singlet contribution and the data. With a bigger K factor for the charm quark fragmentation probability, we envisage a smaller matrix element of the color-octet $^3S_1^{(8)}$ state, and this can be examined at LHC in near future.

PACS number(s): 12.38.Bx, 12.39.Jh, 13.60.Le, 14.40.Lb

As one of the simplest processes to investigate both perturbative and non-perturbative properties of quantum chromodynamics (QCD), the quarkonium physics is still an active field in high energy physics. In recent years, charmonium production at various colliders has been continuously investigated in both theory and experiment, and there have been significant progresses in the understanding of the nature of quarkonium production and decays. Nevertheless, new puzzles and questions emerge and pose challenges to the existing theories.

Conventionally, the so-called color-singlet model (CSM) was widely employed in the study of heavy quarkonium production and decays [1]. Although CSM has made a great success in the description of quarkonium production and decays in the past, the Tevatron data [2, 3] on large- p_T J/ψ production collected in the 1992-1993 run severely challenged it, as the data differ very much from the leading order (LO) CSM predictions in both normalization and p_T distribution.

Stimulated by the new measurements, several interesting theoretical observations have appeared. One of such developments in the last decade is the so-called nonrelativistic quantum chromodynamics (NRQCD) [4], which generalizes and improves the conventional CSM from the first principles, and provides a plausible explanation for the CDF measurements of direct J/ψ and ψ' production at the Tevatron [3]. Within the framework of NRQCD, the puzzle of surplus charmonia production in excess of the CSM prediction is filled-up by the color-octet contributions. Since the magnitudes of the universal color-octet matrix elements are set by fitting to the experimental data, to find an independent signature of the color-octet contributions should be inevitable in confirming the validity of the theory.

The color-octet scenario encounters difficulties when confronted against other phenomena [5]. The most striking crisis is the absence of high- p_T transversely polarized J/ψ and ψ' production at the Tevatron in the first measurement from CDF [6]. According to the NRQCD spin-symmetry and the prescription that the dominant charmonium production mechanism at high p_T is of a gluon splitting into a color-octet 3S_1 charmonium, highly transversely polarized J/ψ and ψ' should appear [7, 8]. Therefore, to what degree the color-octet mechanism (COM) plays the role in quarkonium production is still an open question.

Recently, BaBar and Belle Collaborations released their measurements on the prompt J/ψ production in B-factories [10, 11, 12], which show that both inclusive and exclusive experiment results are much larger than the leading-order theoretical calculations within the CSM [13]. However, in contrary to the hadroproduction, in B-factory there is no hint of significant contribution coming from the color-octet mechanism [14]. Because the J/ψ s are found to be produced in accompany with charmed mesons, very large higher-order corrections to the charm quark fragmentation process should be inevitable. Of course whether the fragmentation mechanism still available or not at NLO is also a question. According to the analysis of Refs. [14, 15], the $e^+ + e^- \rightarrow J/\psi + c + \bar{c}$ process requires a

large K factor, $2.6^{+2.4}_{-1.1}$ to 7.2 ± 2.9 , for the higher order corrections. Here, the lower limit derived from the ratio of $e^+e^- \rightarrow J/\psi + c + \bar{c}$ process to the J/ψ inclusive production; the upper limit obtained by matching to the $e^+e^- \rightarrow J/\psi + c + \bar{c}$ experiment result. It was found that with a constant K factor of around 4 one can reproduce both the inclusive J/ψ momentum distribution and the large fraction of the $J/\psi c\bar{c}$ events [11, 12, 16] observed at the B factories. Indeed, very recently large NLO corrections to the exclusive double charmonia production [17] and the $J/\psi + c + \bar{c}$ production [18] are found. Note, the factor K we introduced represents all corrections, but not only the NLO QCD correction.

In this work, by considering the charm-sea contribution and the possible K -factor from higher-order corrections, we re-visit the Tevatron J/ψ surplus issue. We assume that the charmonium production via the charm quark fragmentation mechanism at the Tevatron receives the same K factor as in the B factory.

In the leading order, the quarkonium hadroproduction process, $A + B \rightarrow \psi + X$, can be calculated as follows:

$$d\sigma(A + B \rightarrow H(p_T) + X) = \sum_{a,b} \int_0^1 dx_a \int_0^1 dx_b f_{a/A}(x_a, Q) \times f_{b/B}(x_b, Q) d\hat{\sigma}(a + b \rightarrow H(p_T) + X), \quad (1)$$

where a and b are the incident partons in the colliding hadrons A and B, respectively; $f_{a/A}$ and $f_{b/B}$ are the parton distributions at the scale Q^2 of the partonic sub-process $a + b \rightarrow H(p_T) + X$. At high transverse momentum, the charmonium hadroproduction is dominated by the fragmentation processes [19], which can be formally expressed as

$$d\hat{\sigma}(a + b \rightarrow H(p_T) + X) = \sum_c \int_0^1 dz d\hat{\sigma}(a + b \rightarrow c(p_T/z) + X) D_{c \rightarrow H}(z, Q), \quad (2)$$

where c is the fragmenting parton, either a gluon or a (anti)charm quark, and the sum runs over all possible parton contributions. $D_{c \rightarrow H}(z, Q)$ is the fragmentation function and z is the momentum fraction of the fragmenting parton carried by the quarkonium state. The evolution of the fragmentation function $D_{c \rightarrow H}(z, Q)$ with respect to the scale Q in Eq. (2) is obtained by using the Altarelli-Parisi (AP) equations

$$Q \frac{\partial}{\partial Q} D_{i \rightarrow \psi}(z, Q) = \sum_j \int_z^1 \frac{dy}{y} P_{ij}(z/y, Q) D_{j \rightarrow \psi}(y, Q), \quad (3)$$

where the P_{ij} are the splitting functions of a parton i into a parton j .

In the numerical calculation, J/ψ radial wave function at the origin $R(0)$ is obtained through its leptonic decay $\Gamma(J/\psi \rightarrow e^+e^-)$ [20].

$$|R(0)|^2 = \frac{9M_{J/\psi}^2}{16\alpha_{EM}^2} \frac{1}{\left(1 - \frac{8}{3} \frac{\alpha_s(M_{J/\psi})}{\pi}\right)^2} \Gamma(J/\psi \rightarrow e^+e^-) = 0.898 \text{ GeV}^3, \quad (4)$$

where $\Gamma(J/\psi \rightarrow e^+e^-) = 5.55 \times 10^{-6} \text{ GeV}$ [21], and the CTEQ6L parton distribution functions are employed [22]. To avoid the large logarithm from high order corrections, we evolve the fragmentation function to the scale of J/ψ transverse mass, $m_T = \sqrt{p_T^2 + m_{J/\psi}^2}$, which is also set to be the factorization and renormalization scale in our calculation.

In Fig. 1, we show the transverse momentum distribution of the directly produced J/ψ at the Tevatron. We list 8 main sub-processes in the following 3 classes:

(1) Leading order processes:

$$g + g \rightarrow J/\psi + g, \quad \alpha_s^3 \frac{(2m_c)^4}{p_T^8}, \quad (5)$$

$$c(\bar{c}) + g \rightarrow J/\psi + c(\bar{c}), \quad \alpha_s^3 \frac{(2m_c)^2}{p_T^6}, \quad (6)$$

$$c + \bar{c} \rightarrow J/\psi + g, \quad \alpha_s^3 \frac{(2m_c)^2}{p_T^6}; \quad (7)$$

(2) Charm-quark fragmentation processes:

$$g + g \rightarrow J/\psi + c + \bar{c}, \quad \alpha_s^4 \frac{1}{p_t^4}, \quad (8)$$

$$c(\bar{c}) + g \rightarrow J/\psi + c(\bar{c}) + g, \quad \alpha_s^4 \frac{1}{p_t^4}, \quad (9)$$

$$q(\bar{q}) + c(\bar{c}) \rightarrow J/\psi + q(\bar{q}) + c(\bar{c}), \quad \alpha_s^4 \frac{1}{p_t^4}; \quad (10)$$

(3) Gluon fragmentation processes:

$$g + g \rightarrow J/\psi + g + g + g, \quad \alpha_s^5 \frac{1}{p_t^4}, \quad (11)$$

$$q(\bar{q}) + g \rightarrow J/\psi + q(\bar{q}) + g + g, \quad \alpha_s^5 \frac{1}{p_t^4}. \quad (12)$$

Here, $q(\bar{q})$ denotes the light quarks and anti-quarks $u(\bar{u})$, $d(\bar{d})$ and $s(\bar{s})$. The power countings in α_s and p_T , in large transverse momentum, for each process are also exhibited in above. It should be mentioned that among the concerned channels, (6) and (8) may involve double counting in the numerical calculation in some kinematic region. However, since the process (8) gives negligibly small contribution to the total production as shown in Fig. 1, one can simply neglect it in making the summation. In Fig. 1 the leading tree level CS results are shown, and most of the analytic expressions or results for these processes can be found in the literature. Here, we confirm that our results agree with them after taking the same inputs and schemes, for instance the Ref. [23]. Nevertheless, it is worth to point out that in Figure 1 the gluon fragmentation process overshoots the charm quark fragmentation process, unlike in Refs.[23, 24], due to the inclusion of

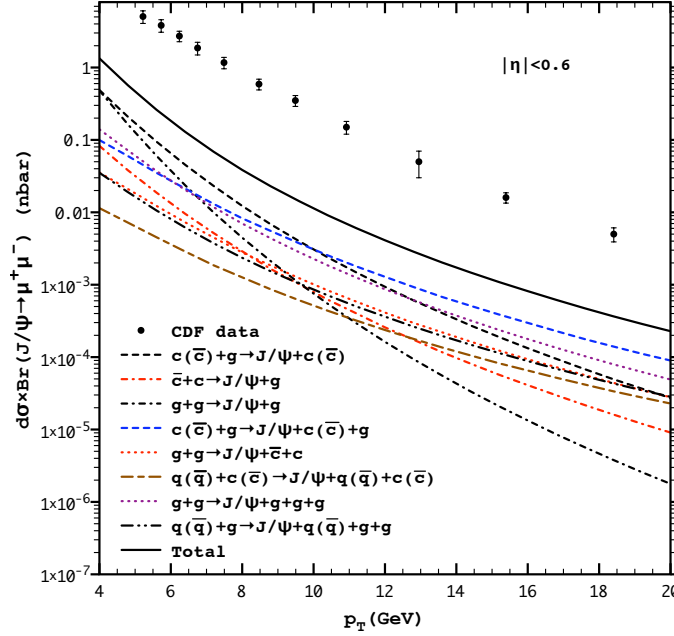


Figure 1: Direct J/ψ production cross-section for various color-singlet processes against the Run-I experimental data from the Fermilab Tevatron.

induced charm quark fragmentation contribution in the gluon fragmentation evolution equation. Or, more explicitly, the off-diagonal terms in the Altarelli-Parisi evolution equation are taken into account, that is both the P_{gc} and P_{cg} terms. And, we emphasize that the contribution from the two charm-sea induced sub-processes, $c(\bar{c}) + g \rightarrow J/\psi + c(\bar{c})$ and $c(\bar{c}) + g \rightarrow J/\psi + c(\bar{c}) + g$, dominate over others amongst the leading order sub-processes. They are in fact partly originated from the next-to-next-to-leading(NNLO) order $g + g \rightarrow J/\psi + X$ process. Although the importance of the latter at very high transverse momentum was pointed out in Ref. [9], the inclusion of the former is necessary at moderate p_T region.

In Fig. 2(a), after introducing a factor of 4 for the charm quark fragmentation probability and another overall factor of 2 for all the hard scattering cross sections (it was found in Ref. [24] that the NLO corrections to the Born cross-sections are roughly a factor of 1.5), our calculation is confronted to the data. The difference between the data and the prediction of the color-singlet model has been reduced to a factor of 4 or so. If we assume that the remaining gap is filled up by the color-octet contributions, the matrix element of $^3S_1^{(8)}$ should shrink only slightly from the initial fitting, e.g. for Ref. [25] result by a factor of 1/4. This suggests that the dominant contribution to the J/ψ inclusive production at the B-factories should still come from the color-octet components [26]. Since this is not favored by the B-factory measurement, one cannot find a consistent explanation for both CDF and Belle results with the normalization factor of $K = 4$. The

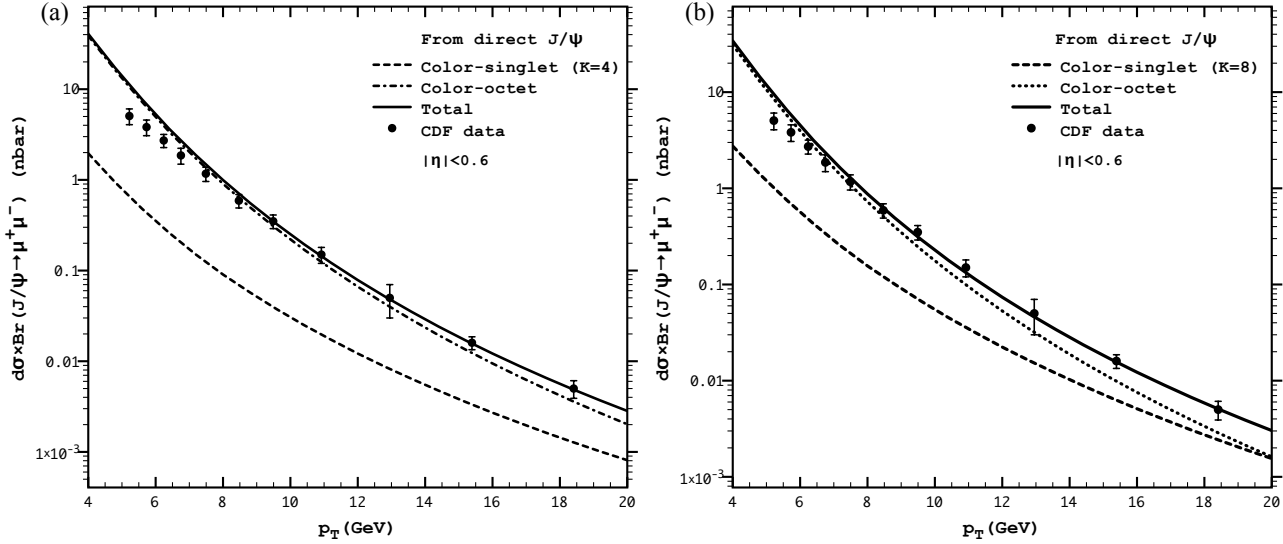


Figure 2: NRQCD prediction for the direct J/ψ production cross-section at the Tevatron where the color-octet matrix element is adjusted to fill the gap between the color-singlet contribution and the data. (a) The normalization factor for the charm fragmentation process is 4×2 where 4 is for the K factor and 2 is for the hard-scattering cross-section; (b) the normalization factor is 8×2 where 8 is the K factor and 2 is for the hard-scattering cross-section.

larger K factor of 7.2 ± 2.9 , which as an upper limit accommodated by the Belle data as mentioned in above, is envisaged. Such a big K factor may come from relativistic [27] and higher order QCD corrections [18]. With $K = 8$ the color-singlet contribution could be comparable to the experimental data at large p_T , as shown in the Fig. 2(b), and the corresponding color-octet matrix element for $^3S_1^{(8)}$ can be about half of the original fitted value of Ref. [25]. At small p_T , the data is smaller than our prediction, which is probably due to the overestimate of non-fragmentation processes, such as process (5) $gg \rightarrow gJ/\psi$, or due to p_T -dependence of the K factor in higher order corrections. Although the huge K factor explanation looks a bit farfetched at first sight, there are couple of similar cases in practice, e.g. in a recent paper in discussion of the same process by Khoze *et al.* [28]. Obviously, using a universal constant K factor to account for the higher order corrections is only a very rough first approximation. Nevertheless, under this assumption, the Tevatron and the B-factory measurements can have a consistent explanation.

As mentioned above, the charmonium polarization measurement poses challenge on our present understanding of charmonium production mechanism, in the NRQCD framework. In Fig. 3 we show our prediction for the J/ψ polarization plotted against the J/ψ transverse momentum. Here in the figure, the feed down effects from the higher excited states are neglected and only the direct contributions are included. The vertical axis de-

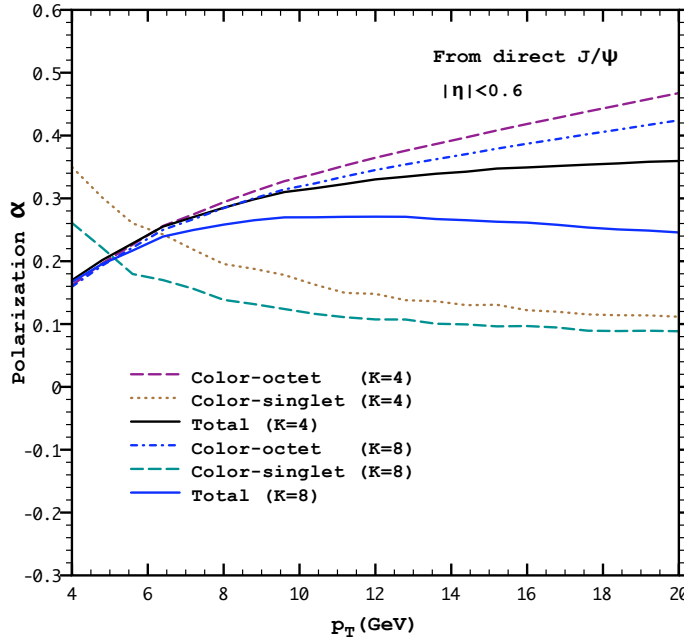


Figure 3: The J/ψ polarization variable α versus transverse momentum. The K factor is assigned to be 4 and 8.

notes the conventional measure of polarization, defined as: $\alpha = (\sigma_T - 2\sigma_L)/(\sigma_T + 2\sigma_L)$, and the horizontal axis gives the J/ψ transverse momentum. The upper and the lower limits, $\alpha = 1$ and $\alpha = -1$, correspond to the solely transverse and longitudinal polarization cases respectively, while $\alpha = 0$ corresponds to the unpolarized J/ψ . In our calculation, as the quark fragmentation process gives unpolarized J/ψ in the relativistic limit [29], the total polarization of the produced J/ψ in the high p_T region tends to be unpolarized, which is utterly different from the prediction of the color-octet dominant scheme, as well the predictions of the former color-singlet analysis [23], where the gluon and charm-quark fragmentation contributions are comparable in magnitude and, hence, the produced J/ψ are still mostly transversely polarized. We recalculated the feed-down effects from higher excited states for the J/ψ polarization and got an agreement with the results of Ref.[8], where the χ_c and ψ' states contribute to the total J/ψ polarization slightly with a positive sign.

In summary, we have calculated the J/ψ direct production processes in the color-singlet mechanism at the tree level, which can be regarded as the leading order prediction of the non-relativistic expansion in NRQCD. We found that the charm sea induced processes give the dominant contributions to the J/ψ production while $p_T > 4$ GeV at the Fermilab Tevatron. We note that in recently the result of NLO QCD corrections to the quarkonium hadroproduction appears [30, 31], however, it may not stand as a substitution of the dominant processes discussed here at all.

Based on the K-factor scenario we found that the Tevatron data can be mostly accommodated by the color-singlet production mechanism. We employ the K factors 4 and 8 for the charm quark fragmentation probability, and 2 for the parton-parton hard interaction. Quantitatively these enhancement factors should be altered from process to process, but for a qualitative analysis we think these numbers are still meaningful. With the K factor assumption, we got the direct J/ψ production in transverse momentum distribution, and found that the central values of Tevatron I data overshoot our calculation only by a factor of 4 or less while the K factor taken to be 4. In this case, to fill up the gap, one should still appeal to the color-octet scenario, which are the prevailing theory in nowadays theoretical analysis. In the case of a bigger K factor of 8 or so, the CDF data can be simply understood in the color-singlet model.

We have given a polarization estimate on the directly produced charmonium in the color-singlet mechanism. We found that at large transverse momentum, the directly produced J/ψ should be statistically unpolarized. If it is confirmed by further experiments, like Large Hadron Collider(LHC), that the directly produced large transverse momentum J/ψ tends to be unpolarized, then we may easily think that the gap between our calculation and the data as shown in Fig. 2(a) should be filled up by a bigger K factor, but rather fully by the color-octet components. If we include as well the small higher excited states feed-down effects for the J/ψ polarization in high p_T region, we can still conclude that our mechanism gives unpolarized J/ψ , which has no severe conflict with the Tevatron II preliminary measurement [32].

Since in color-singlet model the directly produced J/ψ is mostly in accompany with a charm quark jet, the environment of the directly produced charmonium should be in abundance of D mesons, and this phenomenon is observable at the LHC. Meanwhile, the measurement of this exclusive, or semi-exclusive, process would be much helpful in determining the relative weights of color-singlet and -octet contributions. In this case, the magnitudes of the universal color-octet matrix elements can be further clarified.

Acknowledgments

This work was supported by the core university program of JSPS. KH was supported in part by Grant-in-Aid for Scientific Research (No. 17540281) from MEXT, Japan. We thank Z.H. Lin for his initial effort and contribution to this work. CFQ and JXW were supported in part by the National Natural Science Foundation of China. CFQ is grateful for the hospitalities of KEK theory division and ICTP high energy group for visits while this work was initiated and proceeded.

References

- [1] T.A. DeGrand and D. Toussiant, Phys. Lett. B **89**, 256 (1980); M. Wise Phys. Lett. B **89**, 229 (1980); J.H. Kühn, S. Nussinov, and R.Z. Rückle, Z. Phys. C **5**, 117 (1980); C.H. Chang, Nucl. Phys. **B172**, 425 (1980).
- [2] CDF Collaboration, F. Abe *et al.*, Phys. Rev. Lett. **69**, 3704 (1992).
CDF Collaboration, F. Abe *et al.*, Phys. Rev. Lett. **79**, 572 (1997).
- [3] CDF Collaboration, F. Abe *et al.*, Phys. Rev. Lett. **79**, 578 (1997).
- [4] G.T. Bodwin, E. Braaten and G.P. Lepage, Phys. Rev. D **51**, 1125 (1995) [Erratum-
ibid. D **55**, 5853 (1997)].
- [5] For a recent review, see, for example, N. Brambilla, *et al.*, hep-ph/0412158.
- [6] CDF Collaboration, T. Affolder *et al.*, Phys. Rev. Lett. **85**, 2886 (2000).
- [7] P. Cho and M. Wise, Phys. Lett. B **346**, 129 (1995).
- [8] E. Braaten, B. Kniehl and J. Lee, Phys. Rev. D **62**, 094005 (2000).
- [9] C.-F. Qiao, J. Phys. G **29**, 1075 (2003); hep-ph/0202227.
- [10] BaBar Collaboration, B. Aubert *et al.*, Phys. Rev. Lett. **87**, 162002 (2001).
- [11] Belle Collaboration, K. Abe *et al.*, Phys. Rev. Lett. **88**, 052001 (2002).
- [12] Belle Collaboration, K. Abe *et al.*, Phys. Rev. Lett. **89**, 142001 (2002).
- [13] P. Cho and A.K. Leibovich, Phys. Rev. D **54**, 6690 (1996);
F. Yuan, C.-F. Qiao, and K.-T. Chao, Phys. Rev. D **56**, 321 (1997);
S. Baek, J. Lee, H.S. Song, and P. Ko, J. Korean Phys. Soc. **33**, 97 (1998).
- [14] K. Hagiwara, E. Kou, Z.-H. Lin, C.-F. Qiao and G.-H. Zhu, Phys. Rev. D **70** (2004) 034013.
- [15] K. Hagiwara, E. Kou, and C.-F. Qiao, Phys. Lett. B **570**, 39 (2003).
- [16] K. Abe [Belle Collaboration], hep-ex/0306015.
- [17] Y.J. Zhang, Y.J. Gao and K.T Chao, Phys. Rev. Lett. **96**, 092001(2006).
- [18] Y.J. Zhang and K.T Chao, Phys. Rev. Lett. **98**, 092003(2007).
- [19] E. Braaten and T.C. Yuan, Phys. Rev. Lett. **71**, 1673 (1993).
- [20] R. Barbieri, Phys. Lett. **B57**, 455 (1975).

- [21] W.-M. Yao, *et al.*(Particle Data Group), Journal of Phys. G, **33** (2006)1.
- [22] S. Kretzer, H.L. Lai, F.I. Olness, and W.-K. Tung, Phys. Rev. D **69**, 11400 (2004).
- [23] E. Braaten, M.A. Doncheski, S. Fleming, and M.L. Mangano, Phys. Lett. B **333**, 548 (1994).
- [24] M. Cacciari and M. Greco, Phys. Rev. Lett. **73**, 1586 (1994).
- [25] E. Braaten and S. Fleming, Phys. Rev. Lett. **74**, 3327 (1995).
- [26] S. Fleming, A. K. Leibovich and T. Mehen, Phys. Rev. D **68**, 094011 (2003).
- [27] Geoffrey T. Bodwin, Daekyoung Kang, Taewon Kim, Jungil Lee, and Chaehyun Yu, hep-ph/0611002.
- [28] V.A. Khoze, A.D. Martin, M.G. Ryskin, and W.J.Stirling, Eur. Phys. J. **C39**, 163 (2004).
- [29] B.L. Ioffe and D.E. Kharzeev, Phys. Rev. D **69**, 014016 (2004).
- [30] J. Campbell, F. Maltoni, F. Tramontano, Phys. Rev. Lett. **98**, 252002 (2007).
- [31] P. Artoisenet, J.P. Lansberg, and F. Maltoni, Phys. Lett. **B653**, 60(2007); hep-ph/0703129.
- [32] CDF Collaboration, A. Abulencia *et al.*, FERMILAB-PUB-07-072-E, Apr 2007; arXiv:0704.0638.