

Retrieving information from a noisy “knowledge network”

J. Barré

Université de Nice-Sophia Antipolis, Laboratoire J. A. Dieudonné UMR CNRS 6621,
Parc Valrose 06108 Nice Cedex 02, France.

E-mail: jbarre@unice.fr

Abstract. We address the problem of retrieving information from a noisy version of the “knowledge networks” introduced by Maslov and Zhang [1]. We map this problem onto a disordered statistical mechanics model, which opens the door to many analytical and numerical approaches. We give the replica symmetric solution, compare with numerical simulations, and finally discuss an application to real data from the United States Senate.

Keywords: Communication, supply and information networks; Random graphs, networks; Message-passing algorithms.

1. Introduction

In a recent paper [1], Maslov and Zhang addressed the following problem: we are given N agents, each one represented by an M -dimensional real vector \vec{r}_i ; suppose we know K of the $N(N-1)/2$ scalar products $\Omega_{ij} = \vec{r}_i \cdot \vec{r}_j$ with $i \neq j$. In this situation, can we predict the value of an unknown scalar product Ω_{ij} ? This question is relevant for instance to the problem of extracting information from the vast amount of data generated by a commercial website. The \vec{r}_i may represent in that context the interests of a person i , and Ω_{ij} the mutual appreciation of persons i and j ; the problem is then to predict the mutual appreciation of two persons that do not know each other. Maslov and Zhang called the network of interactions and overlaps Ω_{ij} a “knowledge network” ‡.

One of their main results is the following: there exists a critical density of known overlaps $p_c = 2K/N(N-1)$ above which almost all the a priori unknown overlaps are completely determined by the K known ones. This transition is a realization of the so-called rigidity percolation. However, their treatment leaves several important issues aside, and assumes that we have at our disposal much more information than we typically do. For instance, the size of the vectors M describing each agent is a priori unknown; the problem of estimating M from the data was addressed in [2]. More drastically, the data on the overlaps is necessarily noisy: if \vec{r}_i and \vec{r}_j model the interests of persons i and j , their mutual appreciation Ω_{ij} is certainly not completely determined by the overlap of their interests $\vec{r}_i \cdot \vec{r}_j$, although it is probably biased by it. In this more realistic case of noisy information, the questions are: does the “phase transition” noted by Maslov and Zhang survive? And how to retrieve the information contained in the noisy knowledge network? We address these issues in the following by studying a simple model of this situation.

The outline of the paper is as follows: we present in section 2 the details of the model we are going to study, and the mapping onto a disordered statistical mechanics problem, which happens to be the one studied in [3] and more recently in [4]. This mapping opens the door to the use of many analytical and numerical methods. In section 3, we give the solution of this problem at the replica symmetric level, using the cavity method [5]. We then check these analytical results against numerical simulations in section 4, and real data from the United States Senate in section 5.

2. The model

We present now the noisy version of Maslov and Zhang’s “knowledge network” which we are going to study; for simplicity, the variable describing each agent is discrete, and one dimensional. We consider N agents; each one is characterized by an opinion s_i^0 , with $i = 1, \dots, N$; the s_i^0 may take k different values, and are a priori unknown. The s_i^0 may be for instance political opinions, as in the example of section 5. We suppose we have some information on the s_i^0 , given by an analog of the “overlaps” of [1] : for

‡ These authors actually introduce a bipartite version of these networks.

a certain number of pairs (i, j) we know a number J_{ij} associated to it, constructed as follows. If $s_i^0 = s_j^0$, then $J_{ij} = 1$ with probability $1 - p$, and $J_{ij} = -1$ with probability p ; if $s_i^0 \neq s_j^0$, then $J_{ij} = 1$ with probability p , and $J_{ij} = -1$ with probability $1 - p$. We take $p \leq 1/2$. p is then a measure of the noise in the information; in the limit $p = 1/2$, the network does not convey any information on the s_i^0 . The basic questions we ask are: how well can we reconstruct the actual opinions s_i^0 knowing the J_{ij} ? Do we have an effective algorithm to do so?

We are interested in the probability of any set of opinions $\{s_i\}_{i=1,\dots,N}$, given the J_{ij} representing our knowledge; from Bayes formula, we can write:

$$P(\{s_i\}|\{J_{ij}\}) = \frac{P(\{s_i\})}{P(\{J_{ij}\})} P(\{J_{ij}\}|\{s_i\}) . \quad (1)$$

The factor $P(\{s_i\})$ is the prior probability on the s_i ; we suppose from now on that it is flat, so that this term is independent of the s_i . It would be possible however to consider another prior probability. The factor $P(\{J_{ij}\})$ is difficult to compute, as the J_{ij} are correlated in an intricate way; however, it is in any case independent of the s_i , so it acts as a normalization factor for the distribution (1). Finally, the $P(\{J_{ij}\}|\{s_i\})$ is easy to compute, since once the s_i are given, the J_{ij} are independent. Let us consider two agents 1 and 2 with opinions s_1 and s_2 ; then from simple algebra one checks that

$$P(J_{12}|s_1, s_2) = \sqrt{\frac{1-p}{p}} \left(\sqrt{\frac{1-p}{p}} \right)^{\frac{1}{2}J_{12}(2\delta_{s_1, s_2} - 1)} . \quad (2)$$

Since the J_{ij} are independent once the s_i are given, Eq. (1) may be rewritten as

$$P(\{s_i\}|\{J_{ij}\}) \propto \prod_{\langle i, j \rangle} \left(\sqrt{\frac{1-p}{p}} \right)^{\frac{1}{2}J_{ij}(2\delta_{s_i, s_j} - 1)} , \quad (3)$$

where the index $\langle i, j \rangle$ means that the product runs over the pairs (i, j) that are connected by a known J_{ij} . Taking the logarithm, we have:

$$H[\{s_i\}] = -\text{Log}[P(\{s_i\}|\{J_{ij}\})] = \text{Cste} - B \sum_{\langle i, j \rangle} J_{ij}(2\delta_{s_i, s_j} - 1) , \quad (4)$$

with

$$B = \frac{1}{2} \text{Log} \left(\frac{1-p}{p} \right) .$$

Eq. (4) can be seen as the Hamiltonian of a disordered Potts model, which opens the door to the use of many analytical and numerical tools to study it. From now on, we will concentrate for simplicity on the Ising case, where each agent may have only two opinions, $s_i = +1$ or $s_i = -1$. In this Ising case, the Hamiltonian reads:

$$H[\{s_i\}] = -\text{Log}[P(\{s_i\}|\{J_{ij}\})] = \text{Cste} - B \sum_{\langle i, j \rangle} J_{ij} s_i s_j , \quad (5)$$

The sets $\{s_i\}$ with maximum probability are the minimizers of Eq. (4); the minimizer is not necessarily unique. The question, how well can we reconstruct the real opinions knowing the J_{ij} is then rephrased as: given a minimizer $\{s_i^*\}$ of Eq. (4), how far is it from the real opinions $\{s_i^0\}$? We answer this question in the next section. We note that

this rephrasing of the problem bears some resemblance with the community detection, or clustering problem as stated in [6]; in this work however, the probabilistic analysis yields a Potts-like model without disorder.

3. Cavity solution

3.1. Gauge transformation

Hamiltonian (5) is not as well-suited for analytical treatment as it seems to be. It is a disordered Ising model, but the probability distribution of the couplings J_{ij} is not known, and actually very complicated: the relevant information we want to extract is precisely hidden in the correlations between the J_{ij} . The following gauge transformation, somewhat miraculously, yields a tractable problem.

We define $\tilde{s}_i = s_i^0 s_i$ and $\tilde{J}_{ij} = s_i^0 s_j^0 J_{ij}$ (the s_i^0 are the true opinions of the agents); then

$$H[\{s_i\}] = -B \sum_{\langle i,j \rangle} \tilde{J}_{ij} \tilde{s}_i \tilde{s}_j . \quad (6)$$

The distribution of the \tilde{J}_{ij} does not depend any more on the s_i^0 : $\tilde{J}_{ij} = 1$ with probability $1-p$ and $\tilde{J}_{ij} = -1$ with probability p : all correlations in the couplings have disappeared. Furthermore, given a set $\{\tilde{s}_i\}$, it is easy to know how far the corresponding set $\{s_i\}$ is from the original $\{s_i^0\}$: it is enough to compute the number of \tilde{s}_i equal to -1 . Thus we are left with the study of Hamiltonian (6), which is that of a ferromagnetically biased Ising spin glass. We would like to compute the magnetization of the ground state of such a Hamiltonian. From now on, we remove the \sim on the J 's and the s 's. Let us note that the ground state does not depend on B , so we may take $B = 1$ for simplicity (as long as $B > 0$, that is $p < 1/2$). All explicit dependence on p is then removed, which is very convenient for practical purposes, as p is a priori unknown: the knowledge of the J_{ij} is sufficient to determine the minimizers of (6). We need however to keep p as a parameter in the theoretical analysis, and will turn later to the issue of estimating it.

3.2. Replica symmetric solution

It turns out that the ferromagnetically biased Ising spin glass given by Hamiltonian (6) has been studied recently by Castellani et al. in [4] for fixed connectivity graphs. In the present context, it is more natural to consider random graphs of Erdős-Rényi type, with a Poissonian distribution of connectivity. However, such a change from fixed to Poissonian connectivity usually does not induce any qualitative change in the phase diagram.

Castellani et al. use the cavity method [5] to compute, among other quantities, the one we are interested in: the ground state magnetization as a function of the parameter p . Let us summarize briefly their main results: at low p , the ground state is replica symmetric and magnetized, the ground state magnetization approaching 1 when p goes to 0; at some critical $p = p_{RSB}$, the replica symmetry is broken, but the ground state

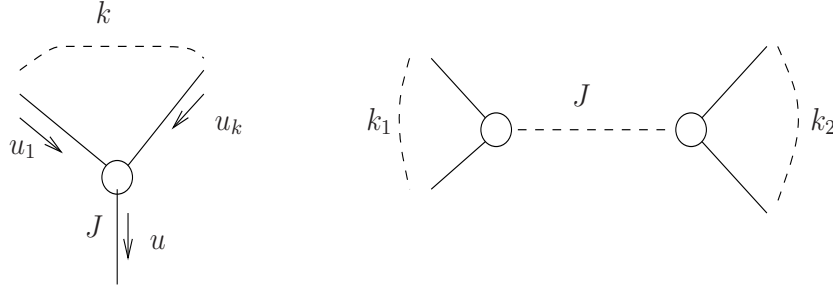


Figure 1. Left: schematic representation of an iteration, leading to Eqs. (9). The fields u_1, \dots, u_k are all equal to 0, 1 or -1 ; k_0, k_+ and k_- are respectively the number of fields equal to 0, 1 and -1 . Right: schematic representation of the addition of a link with coupling J , leading to Eq. (12).

is still magnetized; finally, for $p > p_c$, the ground state loses its magnetization. When the connectivity of the graph increases, this picture is unchanged, but the value of p_{RSB} and p_c increase.

We give now the replica symmetric solution of (6), for an Erdős-Rényi random graph, with a Poissonian connectivity distribution $\pi(k)$, of degree γ .

$$\pi(k) = e^{-\gamma} \frac{\gamma^k}{k!} .$$

The calculations closely follow those of [4] for fixed connectivity. The cavity messages u sent by the sites along the links take only the values $+1, -1$ and 0 . At the replica symmetric level, the system is then described by a single probability distribution:

$$\mathcal{P}(u) = q_+ \delta(u - 1) + q_0 \delta(u) + q_- \delta(u + 1) . \quad (7)$$

We write a recursion relation for the probability distribution \mathcal{P} as follows:

$$\mathcal{P}(u) = \sum_{k=0}^{\infty} e^{-\gamma} \frac{\gamma^k}{k!} E_J \int \prod_{i=1}^k d\mathcal{P}(u_i) \delta \left(u - \text{sgn} \left(J \sum_{i=1}^k u_i \right) \right) , \quad (8)$$

where sgn is the sign function, taken to be zero when the argument is zero; E_J means “expectation” over the coupling J . Eq. 8 straightforwardly translates into three fixed point equations for q_0, q_+ and q_- (see Fig. 1 for an explanation of k_+, k_- and k_0):

$$\begin{aligned} q_0 &= \sum_{k=0}^{\infty} e^{-\gamma} \gamma^k \sum_{k_0=0}^k \sum_{\substack{k_+ = k_- \\ k_0 + k_+ + k_- = k}} \frac{q_+^{k_+} q_-^{k_-} q_0^{k_0}}{k_+! k_-! k_0!} \\ q_+ &= \sum_{k=0}^{\infty} e^{-\gamma} \gamma^k \left[(1-p) \sum_{k_0=0}^k \sum_{\substack{k_+ > k_- \\ k_0 + k_+ + k_- = k}} \frac{q_+^{k_+} q_-^{k_-} q_0^{k_0}}{k_+! k_-! k_0!} + p \sum_{k_0=0}^k \sum_{\substack{k_+ < k_- \\ k_0 + k_+ + k_- = k}} \frac{q_+^{k_+} q_-^{k_-} q_0^{k_0}}{k_+! k_-! k_0!} \right] \\ q_- &= 1 - q_+ - q_0 . \end{aligned} \quad (9)$$

Once q_0 , q_+ and q_- are known, the ground state magnetization is given by the expression:

$$m = \sum_{k=0}^{\infty} e^{-\gamma} \gamma^k \left[\sum_{k_0=0}^k \sum_{\substack{k_+ > k_- \\ k_0 + k_+ + k_- = k}} \frac{q_+^{k_+} q_-^{k_-} q_0^{k_0}}{k_+! k_-! k_0!} - \sum_{k_0=0}^k \sum_{\substack{k_+ < k_- \\ k_0 + k_+ + k_- = k}} \frac{q_+^{k_+} q_-^{k_-} q_0^{k_0}}{k_+! k_-! k_0!} \right]. \quad (10)$$

To compute the ground state energy, one computes the energy shifts ΔE_s due to the addition of a site, and ΔE_l due to the addition of a link. One gets after straightforward calculations:

$$\Delta E_s = \sum_{k=0}^{\infty} e^{-\gamma} \gamma^k \sum_{k_0 + k_+ + k_- = k} \frac{q_+^{k_+} q_-^{k_-} q_0^{k_0}}{k_+! k_-! k_0!} (-k_0 - |k_+ - k_-|) \quad (11)$$

$$\Delta E_l = -\frac{(q_+ - q_-)^2}{1 - 2p} - 2q_0 + q_0^2. \quad (12)$$

The ground state energy e_{gs} is then given by

$$e_{gs} = \Delta E_s - \frac{\gamma}{2} \Delta E_l. \quad (13)$$

The qualitative picture emerging from this replica symmetric analysis is the following: for each mean connectivity $\gamma > 1$, there is a critical value $p_c^{RS}(\gamma)$ such that for $p < p_c^{RS}(\gamma)$, it is possible to extract information from the knowledge network. The error rate ε in the $N \rightarrow \infty$ limit is directly related to the ground state magnetization m :

$$\varepsilon(p, \gamma) = \frac{1 - m(p, \gamma)}{2}.$$

For $p > p_c^{RS}(\gamma)$, it is not possible any more to extract meaningful information from the data in the limit $N \rightarrow \infty$: the error rate tends to 1/2.

3.3. Discussion

We compare these replica symmetric analytic results to numerical simulations in the next section. We can make however some a priori remarks on the validity of the calculation. First, we expect the calculations to be exact at small enough p ; we then expect a replica symmetry breaking transition at some $p_{RSB}(\gamma) < p_c^{RS}(\gamma)$. For $p > p_{RSB}(\gamma)$, the replica symmetric results are not reliable any more. We expect that the phase transition described above towards a non magnetized ground state is shifted to some $p_c^{RSB} \neq p_c^{RS}$. However, the qualitative result of a transition between one phase which contains some information and another one which does not should still hold true.

Another word of caution is in order: the authors of [4] note strong finite size effects for a fixed connectivity network; this is likely to be the case also for a Poissonian network, and it may smear out somewhat the transition for finite N .

3.4. Estimating p

As already noted above, Eq. (6) only depends on p through the parameter B , so an a priori knowledge of p is not necessary to carry out the minimization. This is

an interesting practical advantage. However, the amount of errors contained in the minimizer strongly depends on p , as explained above. So it would be useful to have some information about the value of p , to get an estimate of the amount of errors contained in the ground state. It is indeed in some cases possible to estimate p from the only available data, the J_{ij} 's. Suppose we are given a network. It is possible to compute for this network $e_{GS}(p)$, the ground state energy as a function of p , by randomly choosing the J_{ij} 's with probability p ; this can be done analytically in some cases with the cavity method, or numerically. Then one computes the ground state of the network with the real J_{ij} 's from the data; comparing with the $e_{GS}(p)$, one gets an estimate of p , provided the $e_{GS}(p)$ curve is not flat.

4. Numerical simulations

We now compare the analytical prediction of the previous section to data generated randomly: we randomly assign a value $S_i^{(0)} = 1$ or $S_i^{(0)} = -1$ to N spins; we randomly draw a network connecting these spins, and randomly assign a value 1 or -1 to each link J_{ij} connecting spins i and j , following the rule:

$$\begin{aligned} J_{ij} &= S_i^{(0)} S_j^{(0)} && \text{with probability } 1 - p, \\ J_{ij} &= -S_i^{(0)} S_j^{(0)} && \text{with probability } p. \end{aligned}$$

We then numerically minimize the corresponding Hamiltonian. For this purpose, we may use simulated annealing. It is simple to program, but not very fast, and does not perform well in the replica symmetry broken phase. However, the structure of the problem may suggest to use another class of algorithm, intensively studied in different contexts recently (see for instance [9] for a pedagogical introduction in the context of error correcting codes): Belief Propagation (BP). BP is not expected to perform better than simulated annealing in the replica symmetry broken phase, and it may sometimes fail to converge. However, it performs overall very well, and is much faster than simulated annealing, which allows to reach higher N : this is crucial to deal with large data sets.

On Fig. 2, one sees that the agreement between simulations using BP and replica symmetric calculations is very good for low p . For larger p , there are important discrepancies, that may have two origins. First, one expects a replica symmetry breaking, as in [4]; this means that the replica symmetric calculation is not exact any more, and that BP is not expected to perform well. Second, as already noticed in [4], finite size effects are strong. However, the numerical results seem compatible with the main analytical finding: the presence of a transition between a low p phase which contains information, and a high p one that does not. We also note that the error rate obtained with BP is always smaller than the theoretical one estimated from the replica symmetric analysis. Finally, it is interesting to compare quantitatively these results with those of [4] for regular graphs: both theory and numerics predict a significantly higher threshold between the informative and non informative phases for a Poissonian

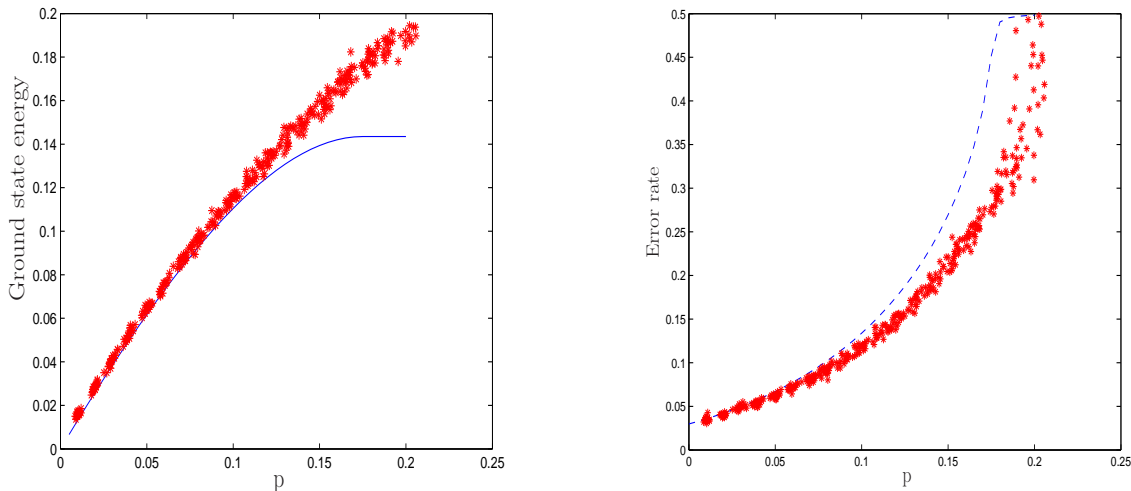


Figure 2. Energy (left) and error rate (right) as a function of p , for a $\gamma = 3$ Poissonian random graph. Symbols are from numerical simulations using the BP algorithm, with $N = 8000$; the solid and dashed lines are the replica symmetric analytical results.

network, for a given mean connectivity.

BP does have another big advantage over simulated annealing: its outcome is a magnetization for each site; so we also have an indication on which sites are most likely to be wrongly guessed (those with magnetization close to zero). As a final remark, it could be possible to improve performance in the replica symmetry broken phase by using a survey propagation algorithm [8].

5. The US Senate example

The analytical results of section 3 are strengthened by the numerical simulations of section 4; however, unlike the numerical data, any real data set does not follow exactly the probabilistic model underlying our study. It is thus important to assess how robust are the results with respect to some uncertainty in the model. In this section, we will analyze data from the United States senate votes, and show that the strategy of minimizing Hamiltonian (6) does allow to retrieve some information from the data; the amount of information retrieved is in reasonable quantitative agreement with the predictions of section 3§.

We consider here as agents the 100 US Senators serving in 2001. The party of each senator plays the role of the unknown opinion s_i^0 ; say $s_i^0 = -1$ if senator i is a Democrat, and $s_i^0 = 1$ if senator i is a Republican. On the US Senate website (<http://www.senate.gov/>), the voting positions of all senators are available for the so-called “roll call votes”. We expect that senators from the same party tend to cast the

§ We certainly do not claim that the present method is the best possible to extract information from the US Senate data; we only try to test the robustness of our results on a real data set.

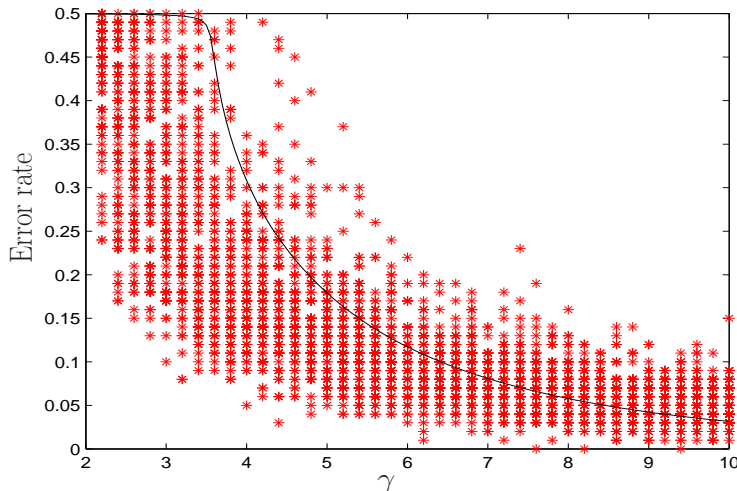


Figure 3. The parameter p is fixed, $p = 0.2$. For each value of γ , the symbols correspond to 100 realizations. The solid line is the analytical replica symmetric result.

same vote, and senators from different parties tend to vote differently, although it is of course not an absolute rule.

We construct an instance of the "knowledge network problem" as follows:

- We pick up a random network with given parameter γ , and the senators as nodes.
- For each edge of the network, linking two senators with labels i and j , we pick up randomly one roll call vote in early 2001^{||} and consider the voting positions of the two senators i and j . If they casted the same vote, we set $J_{ij} = 1$; if they casted a different vote, we set $J_{ij} = -1$.

Varying the random network and the random pick of the roll call votes for each link, we can generate many different instances of the "knowledge network" for each γ .

As senators from the same (resp. different) party tend to cast the same (resp. different) vote, they tend to be linked by edges with positive (resp. negative) J 's. The fact that senators do not always vote like the majority of their colleagues from the same party plays the role of a noise. We crudely model this situation as in section 2, assuming that $J_{ij} = s_i^0 s_j^0$ with probability $1 - p$, and $J_{ij} = -s_i^0 s_j^0$ with probability p , p being unknown, smaller than $1/2$. We now want to retrieve some information about the s_i^0 's (ie the party of each senator), using the method described in this paper.

Based only on the set of the J_{ij} , we run the BP algorithm for each instance of the "knowledge network", without using any a priori knowledge on the parameter p ; we then split the senate in Republicans and Democrats, according to the BP results. We can check how many errors we have, and compare with the theory of section 3. Note that we can choose the connectivity of the random network γ . We have no control however on the parameter p .

^{||} In practice, we have collected the data from 50 roll call votes in early 2001

The results are presented in Fig. 3, and compared to the replica symmetric analytical calculations. They seem to be consistent with the main qualitative analytical result: the existence of a threshold separating a phase containing almost no information (low γ) and a phase which contains some (high γ). We also see on Fig. 3, that there is a strong sample to sample variability; for small error rates however (large values of the mean connectivity γ), the agreement is rather good; for smaller γ , the agreement is poor. There are two explanations for that, besides the fact that the votes are not random: replica symmetry is probably broken, and, which is more important for such small systems ($N = 100$), finite size effects create large bias. We note however that the practical error rate is usually smaller than the analytical one.

6. Conclusion

We have extended the “knowledge network” formalism of [1] to the more realistic case of noisy data. We have shown that there is a phase transition between an information-rich phase, and a phase that essentially contains no information. In the former situation, the information may be efficiently retrieved through a Belief Propagation algorithm.

There are several possible extensions to this work. The most direct ones are the study of non-binary opinions (Potts-like models), or multidimensional opinions. With the applications to commercial websites in mind presented in [1, 2], it would also be interesting to consider bipartite networks. For all these cases, it seems that the disordered statistical mechanics point of view used in this paper may be fruitful, by suggesting the use of some powerful analytical as well as numerical techniques.

Acknowledgments

The author thanks Christophe Giraud and Florent Krzakala for discussions about this work.

- [1] S. Maslov and Y.-C. Zhang 2001 “Extracting Hidden Information from Knowledge Networks”, *Phys. Rev. Lett.* **87**, 248701.
- [2] F. Bagnoli, A. Berrones and F. Franci 2004 “De gustibus disputandum (forecasting opinions by knowledge networks)”, *Phys. A* **332**, 509-518.
- [3] C. Kwon and D. Thouless 1988 “Ising spin glass at zero temperature on the Bethe lattice”, *Phys. Rev B* **37**, 7649-7654.
- [4] T. Castellani, F. Krzakala and F. Ricci-Tersenghi 2005 “Spin glass models with ferromagnetically biased couplings on the Bethe lattice: analytic solutions and numerical simulations” *Europhys. J. B* **47**, 1434.
- [5] M. Mézard, G. Parisi 2003 “The cavity method at zero temperature”, *J. Stat. Phys.* **111**, 1.
- [6] M. B. Hastings 2006 “Community detection as an inference problem” *Phys. Rev. E* **74**, 035102.
- [7] M. Mézard and A. Montanari 2006 “Reconstruction on Trees and Spin Glass Transition”, *J. Stat. Phys.* **124**, 1317-1350.
- [8] M. Mézard and R. Zecchina 2002 “Random K-satisfiability problem: From an analytic solution to an efficient algorithm” *Phys. Rev. E* **66**, 056126.
- [9] A. Montanari 2005 “Two Lectures on Iterative Coding and Statistical Mechanics”, delivered in Les Houches; cond-mat/0512296.