

Gamma-ray production in young open clusters: Berk 87, Cyg OB2 and Westerlund 2

W. Bednarek^{*}

Department of Experimental Physics, University of Łódź, ul. Pomorska 149/153, 90-236 Łódź, Poland

Accepted . Received ; in original form

ABSTRACT

Young open clusters are likely sites of cosmic ray acceleration as indicated by recent detections of the TeV γ -ray sources in the directions of two open clusters (Cyg OB2 and Westerlund 2) and their directional proximity to some unidentified EGRET sources. In fact, up to now a few different scenarios for acceleration of particles inside open clusters have been considered, i.e. shocks in massive star winds, pulsars and their nebulae, supernova shocks, massive compact binaries. Here we consider in detail the radiation processes due to both electrons and hadrons accelerated inside the open cluster. As a specific scenario, we apply the acceleration process at the shocks arising in the winds of WR type stars. Particles diffuse through the medium of the open cluster during the activity time of the acceleration scenario defined by the age of the WR star. They interact with the matter and radiation, at first inside the open cluster and, later in the dense surrounding clouds. We calculate the broad band spectrum in different processes for three example open clusters (Berk 87, Cyg OB2, Westerlund 2) for which the best observational constraints on the spectra are at present available. It is assumed that the high energy phenomena, observed from the X-ray up to the GeV-TeV γ -ray energies, are related to each other. We conclude that the most likely description of the radiation processes in these objects is achieved in the hybrid (leptonic-hadronic) model in which leptons are responsible for the observed X-ray and GeV γ -ray emission and hadrons are responsible for the TeV γ -ray emission, which is produced directly inside and in dense clouds surrounding the open cluster.

Key words: open clusters and associations: individual: Berk 87, Cyg OB2, Westerlund 2) - radiation mechanisms: non-thermal - gamma-rays: theory

1 INTRODUCTION

Open clusters are concentrations of young stars surrounded by high density clouds. With the characteristic age of a few to several million years, they still contain many early type stars (OB and WR type) which produce strong radiation field and energetic winds. A fraction of the wind energy can be transferred to relativistic particles by diffuse shock acceleration process occurring at the shocked wind boundary and turbulent wind itself (see e.g. Völk & Forman 1982, Cesarsky & Montmerle 1983). Moreover, different type of objects related to the massive star evolution, e.g. supernova remnants, pulsar wind nebulae, massive binary systems, can also be responsible for acceleration of particles. Therefore, open clusters are expected to be likely sources of high energy neutral radiation (γ -rays, neutrinos, neutrons) produced in collisions of particles with the matter and soft radiation.

In fact, some open clusters have been found in the rela-

tively large error boxes of the EGRET unidentified sources reported in the 3rd EGRET catalog (Hartman et al. 1999), e.g. 3EG J2021+4716 and 3EG J2016+3657 - Berk 87, 3EG J2033+4118 - Cyg OB2, or 3EG J1027-5817 - Westerlund 2. Recent observations of the TeV γ -rays from directions of some open clusters indicate that these objects should be sites of cosmic ray acceleration. The TeV sources have been reported inside the Cyg OB2 by the HEGRA group (Aharonian et al. 2002), Westerlund 2 by the HESS group (Aharonian et al. 2006), and Berk 87 by the Milagro group (Abdo et al. 2006). Recently, the upper limits on the TeV fluxes from 14 open clusters have been also reported by the HEGRA group (Aharonian et al. 2006) and from some unidentified EGRET sources toward the open clusters by the Whipple group (Fegan et al. 2005).

A few specific models have been already considered for the γ -ray production in the open clusters. For example, Giovannelli et al. (1996) and Aharonian et al. (2006) investigate the γ -ray radiation processes by hadrons accelerated at the shocks in the massive star winds inside the cluster. Tor-

^{*} E-mail: bednar@fizwe4.phys.uni.lodz.pl

res et al. (2004) and Domingo-Santamaria & Torres (2006) also apply such general scenario arguing that accelerated hadrons can penetrate the winds of massive stars. They are able to produce γ -rays and neutrinos in interactions with dense parts of the wind close to the stellar surface. Bednarek (2003) propose that during the age of the open cluster (a few million years) some of the most massive stars should already explode as supernovae creating energetic pulsars surrounded by the pulsar wind nebulae. Nuclei accelerated in the vicinity of the pulsar (inside the nebula) interact with the surrounding matter and radiation producing TeV γ -rays. On the other hand, pulsars can be responsible for the observed unidentified EGRET sources. Also the supernova shock waves can accelerate particles which might produce high energy radiation (Butt et al. 2007). If nuclei are efficiently accelerated inside the open cluster, then γ -rays can be also produced in the de-excitation of heavy nuclei (Anchordoqui et al. 2006). The compact massive binaries observed inside the open clusters (e.g. O-O or WR-O binaries) can also contribute to the GeV-TeV γ -ray and neutrino flux due to the interaction of particles accelerated already inside the binary systems with dense matter in the stellar winds or at the surface of the massive stars (e.g. WR 20a in Westerlund 2, see Bednarek 2005).

In this paper we adopt a scenario for the acceleration of particles inside open clusters originally proposed by e.g. Cesarsky & Montmerle (1983). The early version of the pure hadronic version of this scenario has been already considered as responsible for the TeV γ -ray flux from Berk 87 (e.g. Giovannelli et al. 1996, Aharonian et al. 2006). In the present paper, we study this general scenario in a more detail assuming that both, electrons and hadrons, can be accelerated at the shocks formed as a result of the interaction of strong winds from the Wolf-Rayet (WR) type stars with the matter and radiation inside the open cluster and surrounding dense clouds. We calculate γ -ray fluxes expected from leptonic and hadronic processes for the range of parameters which describe the conditions inside specific open clusters.

2 THE CONTENT OF OPEN CLUSTERS

We intend to discuss, as an example, three open clusters: Berk 87, Cyg OB2, and Westerlund2. They are either close or inside the (relatively large) error boxes of the unidentified EGRET sources. That's way, they were also targets for the Cherenkov telescopes at TeV energies. In this section we introduce the basic parameters of these objects.

2.1 Berk 87

The open cluster Berk 87 (\equiv Dolidze 7 \equiv C 2019+372) is one of the closest objects of this type at the distance of ~ 950 pc (Turner & Forbes 1982). For its angular size equal to 8 arc min, it has the core radius of ~ 2 pc. Berk 87 is surrounded by the compact H II and star forming regions. The total mass of the young stellar association, to which Berk 87 is related, is estimated on $\sim 10^5 M_\odot$ and the density of matter inside the cores of compact regions is estimated on $\sim 10^5 \text{ cm}^{-3}$ (e.g. Dent, MacDonald, Andersson 1988). Berk 87 contains also rare type WR star, ST 3 (also named WR 142 and Sand 5), which mass loss rate has been estimated on 1.7×10^{-5}

$M_\odot \text{ yr}^{-1}$ (Barlow 1991) and the wind velocity on $\sim 5200 \text{ km s}^{-1}$ (Polcaro et al. 1991). For these parameters, the power of the wind is of the order of $\sim 10^{38} \text{ erg s}^{-1}$. It has been shown that the winds of massive stars in Berk 87 collide with the surrounding matter and between themselves giving rise to the shock waves on which particles can be accelerated to relativistic energies (e.g. Cesarsky & Montmerle 1983). These particles produce synchrotron X-ray emission which part has been probably detected by the EXOSAT satellite.

We estimate the total stellar luminosity of Berk 87 on $L_{\text{oc}} \sim 2 \times 10^{39} \text{ erg s}^{-1}$, by counting the contribution from the most luminous stars reported by Turner & Forbes (1982). Then, the average energy density of stellar radiation inside the core of Berk 87 is of the order of $U_{\text{rad}} \sim 260 \text{ eV cm}^{-3}$. Note, however that the effective energy density of stellar photons, which are seen by accelerated electrons inside Berk 87, is likely to be larger since at least a part of the electrons might diffuse against the massive star winds being exposed to much denser effective stellar radiation field (see e.g. Torres et al. 2004). We take this possibility into account by introducing the enhancement factor of the stellar radiation, $\mu = U_{\text{rad}}^{\text{eff}}/U_{\text{rad}}$, describing the effective energy density of stellar radiation with which electrons can interact. This factor depends on the details of the diffusion and advection processes of electrons in the vicinity of specific stars of the open cluster. These processes are not well understood since they depend on the wind and magnetic field models for specific stars present in the open clusters.

2.2 Cyg OB2

The Cygnus OB2 is one of the largest stellar associations at a distance of 1.7 kpc. It has the core radius of $\sim 14 \pm 2$ pc. The total H_2 mass is estimated from the CO survey on $\sim 3.3 \times 10^5 M_\odot$ (Butt et al. 2003). The total stellar mass is $(4 - 10) \times 10^4 M_\odot$ (Knödlseider 2000). It contains many massive stars of the OB type ($\sim 2600 \pm 400$) and O type ($\sim 120 \pm 20$) (Knödlseider 2000). Based on the known stellar content and the dimensions of the cluster, we estimate the total luminosity of the massive stars inside the open cluster on $L_{\text{oc}} \sim 1.4 \times 10^{41} \text{ erg s}^{-1}$, and the average energy density of stellar photons on $\sim 120 \text{ eV cm}^{-3}$. The average density of matter inside this cluster is of the order of $\sim 30 \text{ cm}^{-3}$ (Butt et al. 2003). Assuming that the characteristic velocities of the winds of the O type stars are $\sim 2000 \text{ km s}^{-1}$ and their mass loss rates $\sim 10^{-6} M_\odot \text{ yr}^{-1}$ (Lang 1992), the cumulative power of the stellar winds in Cyg OB2 is estimated on $\sim 1.5 \times 10^{38} \text{ erg s}^{-1}$.

Recent radio observations report the existence of dual-lobed non-thermal source at location of the TeV γ -ray source reported by Whipple Collaboration (see Butt et al. 2007). Moreover, a weak diffuse non-thermal shell-like supernova type object has been also discovered at the location of the HEGRA TeV γ -ray source.

2.3 Westerlund2

The open cluster Westerlund 2, with the age ~ 2 Myrs, lies inside the giant H II complex RCW 49 at the distance of ~ 8 kpc (Rauw et al. 2007). It contains several luminous early O type stars and also Wolf-Rayet type stars (e.g. WR 20a

- inside Westerlund 2, and WR 20b - inside RCW 49). The winds and radiation from massive stars create a cavity filled with a hot low density gas surrounded by turbulent medium (Churchwell et al. 2004). The total mass of stars in Westerlund 2 is estimated on about $4500 M_{\odot}$ within the region of $\sim 5'$ (the cluster core), corresponding to the radius of ~ 6 pc for the above mentioned distance (Rauw et al. 2007). The total wind luminosity of all these O type stars has been estimated on $\sim 5 \times 10^{37}$ erg s^{-1} , and the stellar luminosity of known massive stars is $L_{oc} \sim 2.15 \times 10^{40}$ erg s^{-1} (based on the Table 1 in Rauw et al. 2007). However, the radio emission from the RCW 49 complex requires much larger luminosity of ionizing UV photons (Whiteoak & Uchida 1997). In fact, the infrared observations by Spitzer IRAC allow to estimate the total number of young stellar objects in Westerlund 2 on ~ 7000 (Whitney et al. 2004). Therefore, estimated above total stellar luminosity should be considered as a lower limit. Also two WR stars have been localized within this cluster. WR 20a is the most massive very compact binary system of two WR stars with the mass of $\sim 70 M_{\odot}$ each (Rauw et al. 2004, Bonanos et al. 2004). WR 20b is a single WR star classified as WN7:h (Shara et al. 1999). The WR massive stars produce winds with characteristic mass loss rate of $\sim (0.8 - 8) \times 10^{-5} M_{\odot} \text{ yr}^{-1}$ and velocities $\sim (1 - 5) \times 10^3$ km s^{-1} . Therefore, the characteristic wind power of WR 20a binary can be estimated on $\sim 2 \times 10^{38}$ erg s^{-1} , i.e. a few times more than the wind power of all O type stars. The average energy density of stellar photons is estimated on ~ 500 eV cm^{-3} , based on the above mentioned cumulative luminosities of early type stars.

3 ACCELERATION OF PARTICLES INSIDE OPEN CLUSTERS

As we mentioned above, the open clusters contain WR type stars which are characterized by very large mass loss rates (in the range $10^{-5} - 10^{-3} M_{\odot} \text{ yr}^{-1}$) and winds wind velocities a few thousand km s^{-1} . We assume that a part, η_e , of the WR star wind energy can go on acceleration of electrons and a part, η_p , go on acceleration of hadrons. These coefficients are kept as free parameters, although it is believed, based on the required efficiency of acceleration of the cosmic rays in the Galaxy by the supernova shock waves, that η_p might be as large as $\sim 10\%$. Since particles are accelerated in the considered scenario at the shock, it is assumed that they obtain a power law spectrum which spectral index is usually considered in the range 2 - 3. Below, we put the limits on the spectrum of the adopted here acceleration scenario by considering energy losses of particles during their acceleration and propagation inside the open clusters.

3.1 Electrons

The acceleration process of particles at the non-relativistic shock, formed in the wind of the massive star inside the open cluster, can be characterized by the energy gain rate,

$$\left(\frac{dE}{dt}\right)_{acc} = \xi cE/R_L \approx 10^3 \xi_{-5} B_{-5} \text{ eV } s^{-1}, \quad (1)$$

where $B = 10^{-5} B_{-5}$ G is the magnetic field strength at the acceleration region, R_L is the Larmor radius of particles,

$E = 1 E_{\text{TeV}}$ TeV is its energy, c is the velocity of light, and $\xi = 10^{-5} \xi_{-5}$ is the so called acceleration coefficient ($\xi \leq 1$).

Electrons are accelerated in the medium containing significant amount of matter, magnetic and radiation fields. Therefore, they lose efficiently energy on different radiation processes. Their synchrotron energy loss rate is,

$$\left(\frac{dE}{dt}\right)_{syn} = \frac{4}{3} c \sigma_T U_B \gamma_e^2 \approx 0.3 B_{-5}^2 E_{\text{TeV}}^2 \text{ eV } s^{-1}, \quad (2)$$

where U_B is the energy density of the magnetic field, σ_T is the Thomson cross section, and γ_e is the Lorentz factor of electrons. By comparing Eqs. 1 with 2, we get the limit on the energy of accelerated electrons due to the synchrotron losses,

$$E_{syn}^{max} \approx 58 (\xi_{-5}/B_{-5})^{1/2} \text{ TeV}. \quad (3)$$

Important question concerns the value of the acceleration efficiency. Let us consider, as an example, the open cluster Berk 87. The diffuse hard X-ray emission has been detected from its direction below a few keV by EXOSAT (Warwick et al. 1988). If this X-ray emission is produced by electrons in the synchrotron process, then the characteristic energies of synchrotron photons can be estimated from,

$$\varepsilon \approx m_e c^2 \gamma^2 (B/B_{cr}) \approx 4.6 \times 10^{-4} B_{-5} E_{\text{TeV}}^2 \text{ keV}, \quad (4)$$

where $B_{cr} = 4.4 \times 10^{13}$ G, and $m_e c^2$ is the electron rest mass. By introducing Eq. 3 into Eq. 4, we estimate the maximum energies of synchrotron photons, which can be produced in Berk 87, on $\varepsilon_{max} \sim 1.5 \xi_{-5}$ keV. Therefore, for $\varepsilon \sim 5$ keV, the acceleration coefficient has to be of the order of $\sim 3 \times 10^{-5}$. On the other hand, the theory of acceleration of particles at non-relativistic shocks gives the estimate of the acceleration coefficient $\xi \approx 0.1(v/c)^2$, where v is the velocity of the plasma through the shock. The wind velocity measured from the WR star, WR 142 (present in Berk 87), is ~ 5200 km s^{-1} . Then, we obtain the value $\xi \sim 3 \times 10^{-5}$, consistent with the above estimate. Therefore, we conclude that synchrotron emission from electrons accelerated at the shock in the WR star wind can be responsible for the observed diffuse X-ray emission from Berk 87 at energies up to a few keV. and the acceleration coefficient has to be of the order of that one expected from the non-relativistic shock acceleration theory.

In principle, acceleration of electrons can be also limited by their energy losses in the inverse Compton scattering (ICS) of thermal photons produced by a population of the massive star's inside the open cluster. Let us estimate the IC energy losses of electrons in the Thomson (T) regime for the above estimated effective energy density of stellar photons, U_{rad}^{eff} ,

$$\left(\frac{dE}{dt}\right)_{IC}^T = \frac{4}{3} c \sigma_T U_{rad}^{eff} \gamma^2 \approx 32 \mu E_{\text{TeV}}^2 \text{ eV } s^{-1}, \quad (5)$$

This estimate is only valid for electrons with energies below the transition from the Thomson to the Klein-Nishina (KN) regime, i.e. $E_{T/KN} \approx m_e^2 c^4 / \epsilon_{st} \approx 30$ GeV, where $\epsilon_{st} = 3 k_B T$, $T = 3 \times 10^4$ K is the characteristic temperature of stellar radiation, and k_B is Boltzmann constant. By comparing the IC energy losses (Eq. 5) with the acceleration energy gains (Eq. 1), and applying $E_{T/KN} = 30$ GeV and $\xi = 3 \times 10^{-5}$, we conclude that IC energy losses of electrons in the T regime

are not able to saturate their acceleration for reasonable values of the magnetic field inside the acceleration region and the enhancement factors of energy density of stellar radiation μ . Also the IC energy losses in the KN regime can not saturate acceleration process due to their weak (logarithmic) dependence on the electron's energy.

Since large amount of distributed matter is expected inside the open clusters, we should also consider the energy losses of electrons on the bremsstrahlung process. In the relativistic case, they can be approximated by (Lang 1999),

$$\left(\frac{dE}{dt}\right)_{\text{brem}} \approx m_p c^3 N E / X \approx 7.8 N_4 E_{\text{TeV}} \text{ eV s}^{-1}, \quad (6)$$

where, X is the radiation length equal to $X = 62.8 \text{ gram cm}^{-2}$ for hydrogen atoms, m_p is the proton mass, and $N = 10^4 N_4 \text{ cm}^{-3}$ is the number density of target protons. By comparing Eq. 2 and Eq. 6, we find that bremsstrahlung energy losses of electrons dominate over their synchrotron energy losses for energies below (Eq. 1 and Eq. 6),

$$E_{\text{TeV}} \approx 2.8 N_4 B_{-5}^{-2}, \quad (7)$$

Under this condition, the maximum energies of accelerated electrons should be limited to,

$$E_{\text{brem}}^{\text{max}} \approx 420 B_{-5} / N_4 \text{ TeV}, \quad (8)$$

from comparison of energy gains with energy losses on bremsstrahlung process. This upper limit makes sense provided that $E_{\text{brem}}^{\text{max}}$ is below the condition introduced by Eq. 7 which occurs for,

$$N_4 > 12 B_{-5}^{3/2}. \quad (9)$$

As we mentioned above, typical densities of matter inside the open clusters are in the range $N \approx 10 - 10^4 \text{ cm}^{-3}$ and typical magnetic field strength are expected in the range $B \approx 10^{-5} - 10^{-3} \text{ G}$. Therefore, we conclude that the maximum energies of electrons are rather determined by the synchrotron process. However, bremsstrahlung energy losses should be taken into account when considering the energy losses of lower energy electrons during their cooling phase.

Leptons injected inside the open cluster diffuse gradually out of it. Assuming the Bohm diffusion approximation, the characteristic time spent by leptons with energy, E , inside the open cluster with characteristic radius R_{oc} , can be estimated by,

$$t_{\text{diff}} = R_{\text{oc}}^2 / D_{\text{diff}} \approx 3 \times 10^{12} R_{\text{oc}}^2 B_{-5} / E_{\text{TeV}} \text{ s}, \quad (10)$$

where $D_{\text{diff}} = R_L c / 3$ is the diffusion coefficient, $R_L = p / e B_{\text{GC}} \approx 3 \times 10^{14} E_{\text{TeV}} / B_{-5} \text{ cm}$ is the Larmor radius of electrons in the magnetic field of the open cluster, and R_{oc} is the core radius of the open cluster. Note that diffusion time of electrons with energies $< 1 \text{ TeV}$ is longer than the characteristic age of the WR star, $t_{\text{WR}} \approx 3 \times 10^5 \text{ yrs}$, responsible for the acceleration of particles. So then, leptons radiate inside the open cluster since these ones with larger energies cool much faster on radiation processes. The age of the open clusters, e.g. Berk 87 ($\sim 2 \times 10^6 \text{ yrs}$), is at least an order of magnitude larger than the age of the WR star.

Let us also estimate the collision time of electrons on IC process in the Thomson regime in order to have impression on the importance of the cooling process of electrons in the T regime. It can be estimated by $\tau_{\text{col}}^{\text{IC}} \approx (\sigma_T N_{\text{ph}})^{-1} \approx 1.5 \times 10^{12} / \mu \text{ s}$, where the photon number den-

sity, in the example open cluster Berk 87, can be estimated on $N_{\text{ph}} \approx U_{\text{rad}}^{\text{eff}} / \epsilon_{\text{st}} \approx 34 \mu \text{ cm}^{-3}$. This collision time is much shorter than the diffusion time of electrons and the age of the nebula. Even electrons interacting in the KN regime (where the cross section falls inversely proportional to electron energy), can suffer collisions provided that their energies are below $\sim 1 \text{ TeV}$ (assuming the enhancement factor of stellar radiation $\mu = 1$, $B_{-5} = 1$, and $R_{\text{oc}} = 2 \text{ pc}$).

In summary, we conclude that electrons are accelerated at the shock wave in the WR stellar wind to maximum energies limited by the synchrotron process. However, the production of γ -rays in the IC and bremsstrahlung process is important for electrons with lower energies.

3.2 Hadrons

Also hadrons can be accelerated at the shock waves in the massive star winds with the energy gain rate described by Eq. 1. Hadrons mainly lose energy in the interaction with the matter inside the open cluster. The interaction of hadrons with the radiation field inside the open cluster on the pion production process requires their acceleration up to energies over $\sim 10^4 \text{ TeV}$. As we show farther, hadrons with such energies are not expected in the open clusters. The process of e^\pm pair production in proton-photon collision occurs at lower energies but, it does not provide efficient mechanism for the energy losses of relativistic protons due to the low inelasticity coefficient ($\kappa_{e^\pm} \sim 10^{-3}$). The approximate energy losses on pion production in proton-proton (p-p) collisions (in the relativistic case $E_p \gg m_p c^2$) can be estimated from,

$$\left(\frac{dE}{dt}\right)_{\text{pp}} \approx c \sigma_{\text{pp}} \kappa_\pi N E_p \approx 4.5 N_4 E_{\text{TeV}} \text{ eV s}^{-1}, \quad (11)$$

where $E_p = 1 E_{\text{TeV}} \text{ TeV}$ is the proton energy, $\sigma_{\text{pp}} \approx 3 \times 10^{-26} \text{ cm}^{-2}$ and $\kappa_\pi \approx 0.5$ are the cross section and the in-elasticity coefficient for p-p interaction. By comparing the acceleration energy gains (see Eq. 1) with the energy loss time scale for protons (Eq. 11), we get the absolute upper limit on the energies of accelerated protons,

$$E_{\text{pp}}^{\text{max}} \approx 670 B_{-5} / N_4 \text{ TeV}. \quad (12)$$

However, the maximum energies of hadrons can be also limited by the characteristic time scales resulting from the confinement of hadrons inside the open cluster due to their diffusion process (this also depends on the energy of hadron), and the age of the acceleration mechanism defined by the age of the WR star ($\sim 3 \times 10^5 \text{ yrs}$). Let us at first consider the diffusion of relativistic protons through the open cluster. The diffusion time scale of protons (in the Bohm approximation) is described as in the case of electrons by Eq. 10. By comparing it with the energy gain time scale, $\tau_{\text{acc}} = E_p / (dE/dt)_{\text{acc}}$, we get another limit on the maximum proton energies,

$$E_{\text{dif}}^{\text{max}} \approx 32 R_{\text{oc}} B_{-5} \xi_{-5}^{1/2} \text{ TeV}. \quad (13)$$

This limit is more stringent than the limit obtained based on the energy losses of protons in hadronic collisions. On the other hand, the comparison of the acceleration time with the age of the acceleration scenario (the age of the WR star) allows to limit the maximum energies of accelerated hadrons

to,

$$E_{\text{WR}}^{\text{max}} \approx 950 \xi_{-5} B_{-5} \text{ TeV}, \quad (14)$$

i.e., it is less restrictive than the above upper limit.

In order to check whether the process of energy transfer from protons to radiation is efficient, we estimate the collision rate of protons with the matter inside the open cluster,

$$N_{\text{col}}^{\text{pp}} = c t_{\text{diff}} \sigma_{\text{pp}} N \approx 110 N_4 B_{-5} / E_{\text{TeV}}, \quad (15)$$

where t_{diff} is given by Eq. 10, and the radius of the open cluster is taken equal to $R_{\text{oc}} = 2 \text{ pc}$ (as in Berk 87). It is clear that protons with large energies are not able to lose very efficiently energy in the interactions with the matter during their propagation through the open cluster provided that $E_{\text{TeV}} > 10^2 N_4 B_{-5}$. Protons with large enough energies escape from the open cluster with only partial energy losses. However, they can be captured inside the high density clouds. Therefore, we should observe a break in the γ -ray spectrum expected from the open cluster at energies corresponding to energies of hadrons mentioned above. On the other hand, hadrons with energies above these values, should produce efficiently γ -rays in their interactions with the matter of the dense clouds surrounding the open cluster. The break in the γ -ray spectrum observed from the open cluster may in fact appear at larger energies than estimated above if their escape from the open cluster is more efficient, e.g. due to the partially ordered magnetic field.

4 GAMMA-RAY PRODUCTION INSIDE OPEN CLUSTERS

Based on the above analysis of the radiation and propagation processes we conclude that electrons should lose most of their energy already inside the low density cavity created by the massive stars. We assume that its size is comparable to the core radius of the open cluster. However, the most energetic hadrons at first, diffuse outside this low density cavity and next, interact with dense matter surrounding the open cluster. Therefore, it is expected that γ -rays produced by electrons should arrive directly from the open cluster but the most energetic γ -rays produced in hadronic collisions should come from a more extended region surrounding the open cluster, i.e. from the giant molecular clouds. In the present calculations electrons and hadrons are injected uniformly during the lifetime of the Wolf-Rayet star (which is of the order of $\sim 3 \times 10^5 \text{ yrs}$). In fact, massive WR stars might also appear in the past inside the open cluster. Therefore, especially lower energy γ -ray emission observed from the open cluster may represent a combination of the emission from the WR stars visible at present and from some WR stars which have been already exploded as a supernovae. However, the contribution of these 'old' WR stars is very difficult to take into account due to the lack of any observables which might allow us to fix their number and parameters. Below, we only show the results of calculations of high energy radiation produced by electrons and hadrons from the presently observed massive stars in specific open clusters.

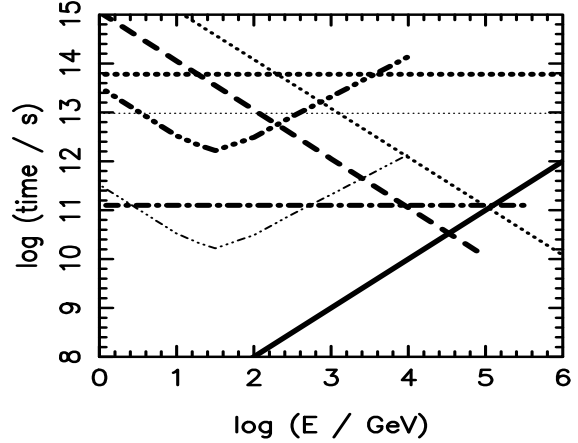


Figure 1. The characteristic time scales for electrons on different radiation processes, synchrotron (dashed line), bremsstrahlung (dot-dashed), ICS on stellar radiation (thick triple-dot-dashed), and for their energy gains from acceleration mechanism (thick solid) are compared with the diffusion time scale of electrons from the open cluster (given by Eq. 10) calculated for $R_{\text{oc}} = 2 \text{ pc}$ (middle dotted), the age of the WR star $3 \times 10^5 \text{ yrs}$ (thin dotted), and the age of the open cluster $2 \times 10^6 \text{ yrs}$ (thick dotted). The parameters which determine the energy losses and gains are the following: $B = 10^{-5} \text{ G}$, $N = 10^4 \text{ cm}^{-3}$, $\xi = 10^{-5}$, and $\mu = 1$ (thick triple-dot dashed curve) and 100 (thin triple-dot dashed).

4.1 Gamma-rays from leptons

The importance of specific radiation processes of electrons with different energies for typical parameters characterizing the conditions inside the open cluster are envisaged by plotting their characteristic cooling time scales (see Fig. 1). It is clear that at the highest energies the synchrotron cooling process dominates the energy losses. However, electrons with lower energies suffer losses mainly on the IC or the bremsstrahlung process. Therefore, all these three important radiation processes have to be taken into account when calculating the γ -ray spectra produced by electrons inside a specific open cluster. Note, that for typical parameters of the open clusters, the cooling time scales of electrons, which are able to produce TeV γ -rays in different radiation processes, are usually shorter than the characteristic injection time scale of electrons defined by the age of the WR star (see Fig. 1). The diffusion time scale of electrons through the open cluster is typically much longer than the radiation time scales of electrons (middle dotted line in Fig. 1). Therefore, electrons accelerated at the shock in the WR star wind lose most of their energy inside the open cluster.

We calculate the differential photon spectra produced by electrons in these three basic radiation processes for different parameters of the open cluster and the parameters describing the injection spectrum of electrons. The spectra, shown in Fig. 2, are calculated for the power law injection spectrum of electrons with the spectral indices 2.1 (upper figures) and 3 (middle figures), the low energy cut-off at 10^{-2} GeV and the high energy cut-off determined by the synchrotron energy losses in the magnetic field (see Eq. 3). The spectra are normalized to 1 erg s^{-1} . Specific curves in these figures are obtained for different effective radiation field inside the open cluster produced by the massive stars and the average density of the matter inside the volume

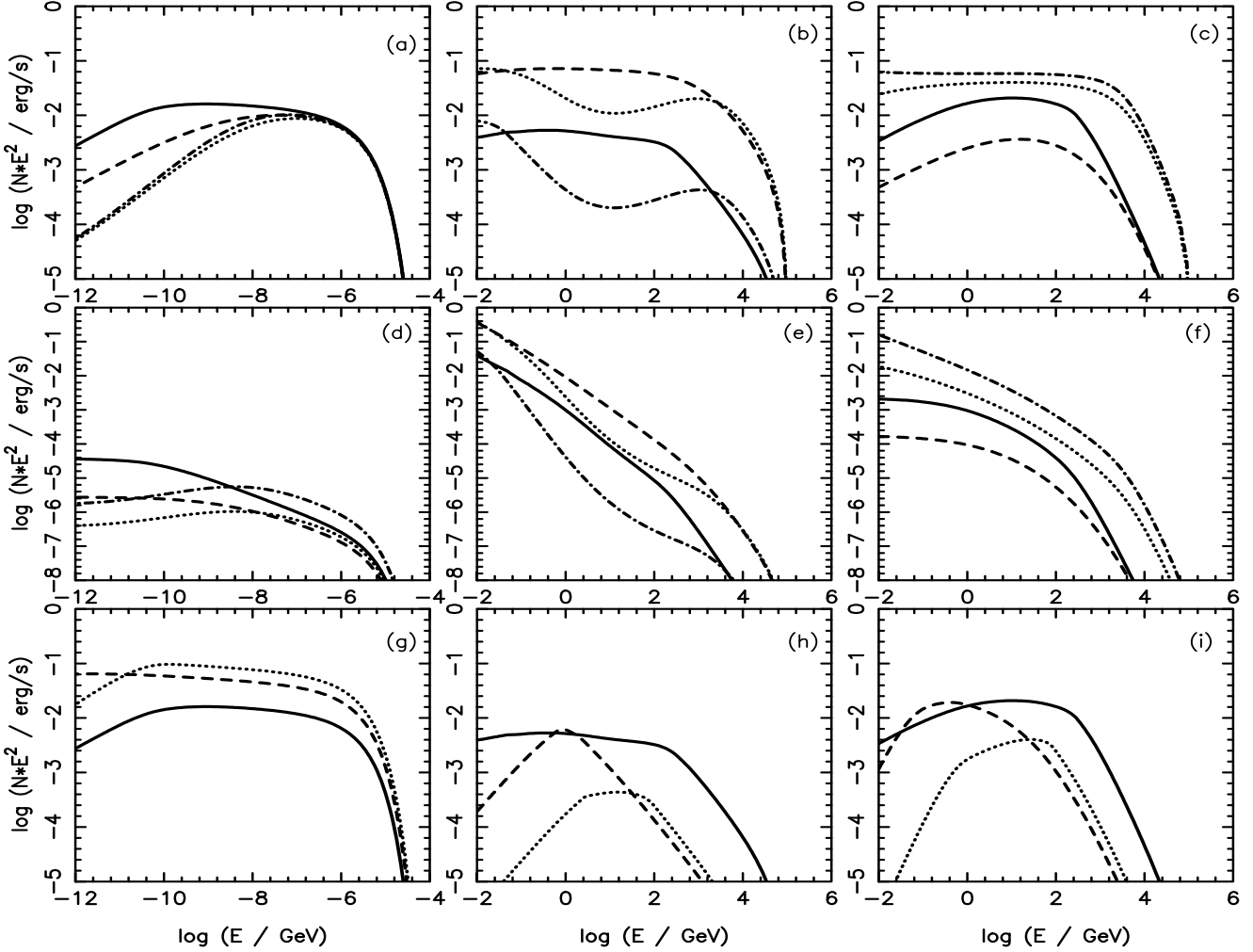


Figure 2. The differential photon spectra (multiplied by the energy squared, SED) produced in the synchrotron ((a), (d) and (g)), bremsstrahlung ((b), (e) and (h)), and IC processes ((c), (f) and (i)) are calculated for the power law spectra of injected electrons with the spectral index 2.1 (upper panel) and 3 (middle panel) for the low energy cut-off in the electron spectrum at $E_{\min} = 0.01$ GeV and the high energy cut-off at E_{\max} (obtained for $B = 10^{-5}$ G, see Eq. 3), and different densities of matter (ρ) and stellar radiation field (defined by μ) inside the open cluster: $\mu = 1$ and $\rho = 10 \text{ cm}^{-3}$ (solid curves), $\mu = 1$ and $\rho = 10^3 \text{ cm}^{-3}$ (dashed curves), $\mu = 100$ and $\rho = 10 \text{ cm}^{-3}$ (dot-dashed curves), $\mu = 100$ and $\rho = 10^3 \text{ cm}^{-3}$ (dotted curves). The spectra produced in these radiation processes are also shown for different low and high energy cut-offs and fixed values of $\mu = 1$ and $\rho = 10 \text{ cm}^{-3}$: $E_{\min} = 0.01$ GeV and E_{\max} obtained for $B = 10^{-5}$ G (solid curves); $E_{\min} = 1$ GeV and E_{\max} obtained for $B = 10^{-4}$ G (dashed curves); $E_{\min} = 10$ GeV and E_{\max} obtained for $B = 10^{-5}$ G (dotted curves). The other parameters of the open cluster are taken as derived for Berk 87 (see section 2.1 for details).

of the open cluster. We investigate the cases in which the density of the radiation field and matter can change by a factor of one hundred around the basic parameters $\mu = 1$ and $\rho = 10^2 \text{ cm}^{-3}$.

For electrons injected with the flat spectra (spectral index $\alpha = 2.1$) and the parameters of the medium from the lower part of the considered range, the γ -ray spectrum produced in the IC process dominates over the γ -ray spectrum produced in the bremsstrahlung process and the lower energy photon spectrum (from radio to X-rays) produced in the synchrotron process (e.g. see solid curves in Fig. 2abc). However, electrons with different energies contribute at different level to specific parts of the photon spectrum. As clearly seen on Fig. 1, the highest energy electrons radiate mainly on synchrotron process and electrons with ener-

gies between a few GeV and a few hundred GeV lose energy mainly in IC process. However, relative contribution of specific radiation processes can change drastically with the change of the basic parameters of the open cluster. If the effective density of stellar radiation field is larger (see the cases marked by the dot-dashed and dotted curves), the γ -ray spectrum in the broad energy range (up to a few TeV) is well described by a simple power law with the spectral index close to 2 (as expected from the complete cooling case of electrons in the T and IC regimes for electrons injected with the spectral index close to 2). The γ -ray spectra produced for these parameters in the bremsstrahlung process are on much lower level since assumed density of matter inside the open cluster is lower. The relative contribution of specific radiation processes can change drastically for elec-

trons injected with much steeper spectrum, e.g. for $\alpha = 3$ (compare the upper and middle panels in Fig. 2). For such steep electron spectra, synchrotron emission (from radio up to X-rays) drops by a few orders of magnitudes in respect to the IC and bremsstrahlung emission (in the GeV-TeV energy range).

The dependence of the photon spectra on the low and high energy cut-offs in the injected spectrum of electrons is investigated in the bottom figures (see Fig. 2). Here we consider the open cluster with the stronger magnetic field (i.e. $B = 10^{-4}$ G) which, as evident from Eq. 3, should allow acceleration of electrons to lower maximum energies. Note that the cut-off in the electron spectrum from the lower energies is not well determined. In principle, it can appear at different energies depending on the pre-acceleration mechanism of electrons injected into the large scale shocks. It is believed that the pre-acceleration of electrons occurs in the reconnection regions in the massive stellar winds or close to the surface of the massive stars in the regions of the magnetic reconnection similar to these ones observed in our Sun. The electron spectra with the low energy cut-off at $E_{\min} = 1$ and 10 GeV are considered (see dashed and dotted curves in Fig 3, respectively). As an example, we assume that electrons have the spectral index $\alpha = 2.1$ and the medium of the open cluster is characterized by $\mu = 1$ and $\rho = 10 \text{ cm}^{-3}$. For such spectral index the energy is equally distributed throughout the electron spectrum. Therefore, the synchrotron spectra, produced by the largest energy electrons, clearly dominate over the γ -ray spectra produced in the IC and bremsstrahlung processes since electrons can not cool completely during the age of the WR star. Note, that the γ -ray spectra produced for these parameters are rather steep even for the flat spectrum of injected electrons due to the dominance of the synchrotron cooling. Observation of specific open clusters in the broad energy range should allow to constrain the spectrum of accelerated electrons at the lowest energies provided that the information on the medium inside the open cluster is well known.

4.2 Gamma-rays from hadrons

As in the case of electrons, in Fig. 3 we compare the characteristic time scales for acceleration, energy losses, and diffusion processes of hadrons. As shown in Sect. 3.2, it is clear that the maximum energies of hadrons are determined by their diffusion outside the open cluster. For the average magnetic field strength inside the open cluster equal to $B = 10^{-5}$ G, hadrons can be accelerated to energies above $E_{\max}^p \sim 10^5$ GeV. Note however, that this maximum energy shifts to larger values proportionally to the strength of the magnetic field. Diffusion time of hadrons through the open cluster is shorter than the age of the acceleration mechanism, defined by the age of the WR star, for energies above $\sim 10^4$ GeV (again for $B = 10^{-5}$ G). Therefore, most of these hadrons escape from the open cluster provided that the density of matter is lower than $\sim 10^2 \text{ cm}^{-3}$. Those hadrons with sufficiently large energies can diffuse outside the open cluster and interact with the high density molecular clouds. Hadrons with low energies stay inside the open cluster and interact efficiently if the density of matter is above $\sim 10^2 \text{ cm}^{-3}$. Therefore, depending on the parameters of the open cluster, γ -rays are produced from decay of π^0 during inter-

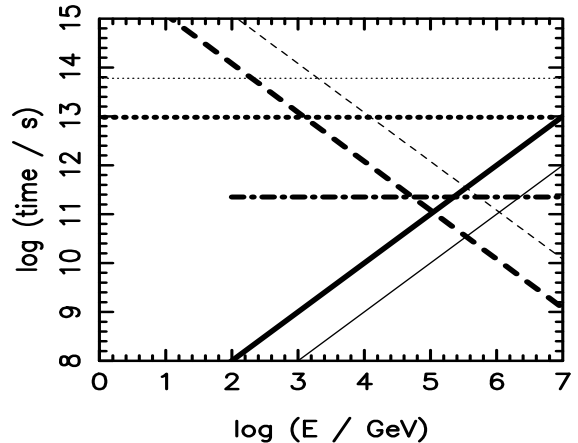


Figure 3. As in Fig. 1 but for relativistic protons injected into the open cluster. The time scale for protons losing energy on pion production in collisions with the matter (dot-dashed line). Their time scales for energy gains from the acceleration mechanism are shown for the magnetic field strength $B = 10^{-5}$ G (thick solid line) and $B = 10^{-4}$ G (thin solid line). The diffusion time scale of hadrons through the open cluster is shown by the dashed line, the age of the WR star, and the age of the open cluster are marked by the thick and thin dotted lines, respectively. The other parameters describing the open cluster are this same as applied in Fig. 1.

action of hadrons inside the open cluster and by the highest energy hadrons which diffused outside the open cluster and were captured by dense molecular clouds surrounding the cluster. These hadrons should produce extended diffuse γ -ray sources at energies above ~ 1 TeV.

As an example, we calculate the γ -ray spectra produced by hadrons during their propagation inside the open cluster and after their escape to surrounding molecular clouds, applying the scale break model for hadronic interactions appropriate for hadrons with considered energies (see Wdowczyk & Wolfendale 1987). As an example, We consider the parameters of the open cluster Berk 87 and consider two cases with different density of matter inside the open cluster and surrounding clouds equal to $\rho_{oc} = 10^2 \text{ cm}^{-3}$ and $\rho_{cl} = 10^4 \text{ cm}^{-3}$ (see Fig. 4a), and $\rho_{oc} = 10 \text{ cm}^{-3}$ and $\rho_{cl} = 10^5 \text{ cm}^{-3}$ (Fig. 4b). It is assumed for simplicity that all hadrons escaping from the open cluster are captured by the molecular clouds ($\xi = 100\%$). Hadrons are injected with this same rate during the lifetime of the WR star. They obtain the power law spectrum which have the high energy cut-off determined by the magnetic field strength inside the cluster (see Eq. 13). The low energy cut-off is assumed to 10 GeV . The injection rate of hadrons is normalized to 1 erg s^{-1} . The γ -ray spectra produced by hadrons in their interaction with the matter inside the open cluster show characteristic break at energies determined by their diffusion time from the cluster which in turn depends on the magnetic field strength inside the cluster (typically between $10^2 - 10^3 \text{ TeV}$, see thick curves in Fig. 4). Due to relatively low density of matter inside the cluster (in respect to surrounding clouds), relativistic hadrons are not able to interact frequently. As we already noted, hadrons with large energies are able to escape from the open cluster. The γ -ray spectra produced by these hadrons in collisions with the matter of the molecular clouds dominate at larger energies (see thin curves). They show a characteristic break

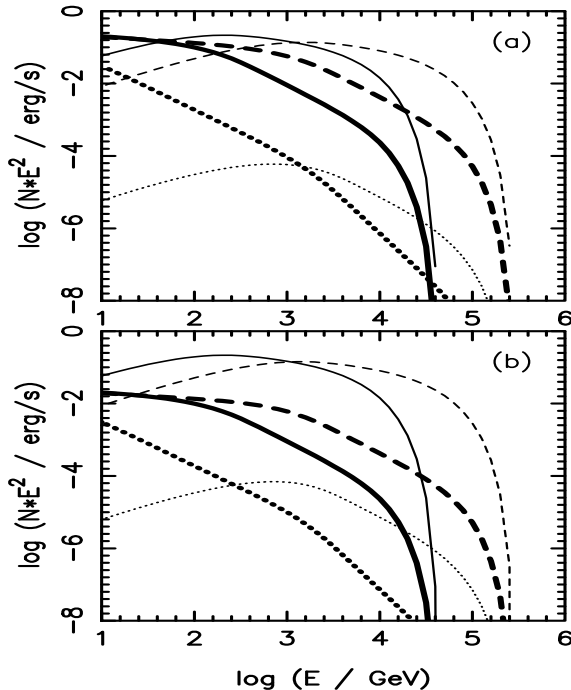


Figure 4. γ -ray spectra (SED) from decay of π^0 produced in the interactions of relativistic hadrons with the matter inside the open cluster (thick curves) and with dense molecular clouds surrounding the open cluster (thin curves). It is assumed that density of matter inside the open cluster is $\rho_{oc} = 100 \text{ cm}^{-3}$. The open cluster is surrounded by dense clouds, with density of $\rho_{cl} = 10^4 \text{ cm}^{-3}$, in which all particles escaping from the open cluster are captured (a). The results of calculations for $\rho_{oc} = 10 \text{ cm}^{-3}$ and $\rho_{cl} = 10^5 \text{ cm}^{-3}$ are shown in (b). Differential spectrum of hadrons is defined by the high energy cut-off which is due to the diffusion of hadrons from the open cluster (see Eq. 13), calculated for the magnetic field $B_{oc} = 10^{-5} \text{ G}$ and 10^{-4} G (solid and dashed curves, respectively) and by the spectral index equal to $\alpha = 2.1$. The γ -ray spectra, produced by hadrons with $\alpha = 3$ and the cut-off for $B = 10^{-5} \text{ G}$, are shown by the dotted curves.

at similar energies as the break in the γ -ray spectra produced inside the open cluster (see thick curves). However, in contrast to hadrons inside the open cluster, relativistic hadrons captured by dense clouds cool efficiently on multiple interactions with the matter already during the lifetime of the WR star due to much larger matter densities. The relative power in the γ -ray spectra produced inside and outside the open cluster depends on the ratio of density of matter inside these two regions.

5 GAMMA-RAY FLUXES FROM SPECIFIC OBJECTS

The model discussed above is considered for a few specific open clusters which have been introduced in Sect. 2. We calculate the broad band photon spectra produced by electrons and hadrons inside these open clusters and compare them with the high energy observations (from X-rays up to the TeV γ -rays). The basic hypothesis is accepted that the fluxes (and the upper limits) reported at high energies by the EGRET, Cherenkov telescopes (Whipple, HEGRA, HESS),

and the Milagro detector from direction of specific open clusters are real and caused by this same single source. These observations are analyzed in terms of two general pictures: model A - all the emission above $\sim 100 \text{ MeV}$ is considered as due to hadrons, model B - the low energy γ -ray emission (EGRET range) is due to leptons and the high energy emission (above $\sim 100 \text{ GeV}$) is due to hadrons.

5.1 Berk 87

The EGRET telescope discovered two point like sources, 3EG J2021+4716 and 3EG J2016+3657, in the direction of Berk 87 (Hartman et al. 1999) and the GeV source J2020+3658 (Lamb & Macomb 1997) which is likely related to 3EG J2021+3716 (Roberts et al. 2001). Also diffuse X-ray emission from this cluster has been observed by the EXOSAT ($\sim 5 \times 10^{32} \text{ erg s}^{-1}$ for the distance of 900 pc, Warwick et al. 1988) and by the ASCA satellites (Roberts et al. 2002). Since this emission can be in fact at least partially thermal, it introduces the upper bound on the possible diffuse non-thermal X-ray emission from this open cluster. The region of these EGRET sources has been also observed by the Cherenkov telescopes at TeV energies. The Whipple group reported only the upper limit on the level of $2 \times 10^{-11} \text{ ph. cm}^{-2} \text{ s}^{-1}$ above 350 GeV (Fegan et al. 2005). The HEGRA upper limit at energies above 0.7 TeV on the level of $3 \times 10^{-13} \text{ cm}^{-2} \text{ s}^{-1}$ (based on the 6.4 hr data) has been reported by Tluczykont et al. (2001). Based on this upper limit, the authors claim that they can reject the pure hadronic model discussed in Giovannelli et al. (1996). In fact, such an upper limit can only constrain the maximum energy of the accelerated protons in one of the models considered by Giovannelli et al. (1996), i.e. a rather flat injection spectrum of hadrons with the differential spectral index equal to 2. In a more recent paper, the HEGRA group puts the upper limit on the γ -ray flux from direction of Berk 87 on the level of $1.08 \times 10^{-12} \text{ cm}^{-2} \text{ s}^{-1}$ above 0.9 TeV based on the 13.4 hr data (Aharonian et al. 2006). Surprisingly, this second upper limit is much less restrictive than the earlier one, although it uses a factor of two larger data sample. Therefore, the conclusion reached in the paper by Tluczykont et al. (2001), concerning the possible hadronic origin of VHE γ -ray production in Berk 87, seems not to be enough justified. Moreover, very recently the Milagro group reported positive detection of a quite extended source at energies $> 12 \text{ TeV}$ from the region containing Berk 87 with the flux estimated on $1.7 \times 10^{-13} \text{ ph. cm}^{-2} \text{ s}^{-1}$ (MGRO J2019+37, Abdo et al. 2006). All these observational results are collected in Fig. 7.

By applying the general model discussed above (acceleration of particles at the shock in the WR star wind), we calculate the expected broad band photon emission from the open cluster Berk 87 and its surroundings. As noted above, we consider two hypothesis, i.e. γ -rays from the EGRET energy range up to the highest energies observed are due to only hadrons (model A) or they are due to the contribution from electrons and hadrons (model B). The observations mentioned above are used to test these models. Following parameters describing the content of Berk 87 have been applied: the magnetic field inside the volume of the cluster $B = 10^{-5} \text{ G}$, density of matter $\rho = 10 \text{ cm}^{-3}$, the average density of stellar photons is obtained by counting the contri-

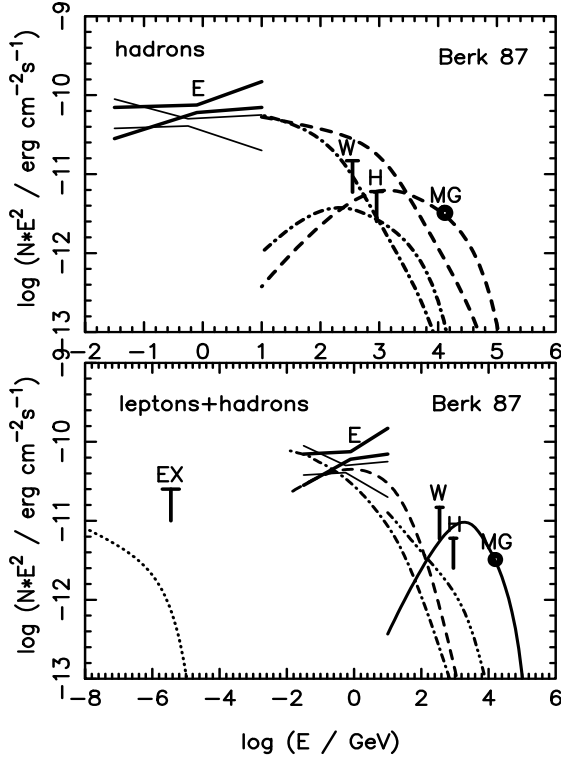


Figure 5. The multiwavelength spectrum (SED) observed from the region toward the open cluster Berk 87 constrained by the observations with the EXOSAT satellite (marked by EX, Warwick et al. 1988), the unidentified EGRET sources from the 3rd Catalog 3EG 2016+3657 (thin solid) and 3EG J2021+3716 (thick solid) (E, Hartman et al. 1999), the Whipple upper limit (W, Fegan et al. 2005), the HEGRA upper limit (H, Aharonian et al. 2006) and the Milagro detection of the extended source MGRO J2019+37 (MG, filled circle, Abdo et al. 2006). The comparison with the γ -ray spectra produced by hadrons interacting with the matter inside the open cluster with density 10 cm^{-3} and with the matter of the surrounding molecular clouds with density 10^4 cm^{-3} (upper figure). Hadrons are injected with the power law spectra with the spectral index 2.1 and the high energy cut-off obtained for the magnetic field 10^{-4} G (dashed curves) and 10^{-5} G (dot-dashed curves). The energy conversion efficiency from the massive star winds into relativistic particles are $\eta_p = 3 \times 10^{-3}$. The capturing factor of hadrons escaping from the open cluster into the surrounding massive clouds is $\xi = 10\%$ (dashed spectra) and 4% (dot-dashed spectra). The bottom figure shows the comparison with the photon spectra produced by electrons in the synchrotron (dotted curve), IC (dashed) and bremsstrahlung (dot-dashed) processes and the γ -ray spectra from decay of π^0 produced by hadrons in collisions with the matter with density 10 cm^{-3} inside the open cluster (triple dot-dashed curve) and hadrons which escaped from the open cluster into the surrounding molecular clouds with density 10^4 cm^{-3} (solid curve). Both, electrons and hadrons, have the power law spectrum (spectral index 2.4) and the high energy cut-offs determined by the magnetic field 10^{-5} G (see Eq. 3 and ??, respectively). It is assumed that electrons and hadrons take a part $\eta_e = 5 \times 10^{-3}$ and $\eta_p = 10^{-3}$ of the power of the WR star wind in Berk 87. 100% of hadrons escaping from the open cluster are captured by molecular clouds. Other parameters of Berk 87 are mentioned in the text. The density of radiation is described by $\mu = 1$.

bution of the most luminous stars (estimated on $\sim 2 \times 10^{39} \text{ erg s}^{-1}$).

Let us at first consider the hypothesis that they originate in the pure hadronic collisions. Since the spectra of EGRET sources are flat, we assume that hadrons have also the spectral index close to 2. The high energy cut-off in this spectrum is defined by the magnetic field strength in the open cluster. The γ -ray spectra from decay of π^0 , produced by hadrons inside the open cluster and surrounding dense clouds, are shown for $B = 10^{-5} \text{ G}$ (dot-dashed curves, in the upper Fig. 5) and $B = 10^{-4} \text{ G}$ (dashed curves). The spectra are on the level of the EGRET flux for the energy conversion efficiency from the WR star wind (WR 142) to particles $\eta_p = 3 \times 10^{-3}$. Note that the spectrum obtained for weaker magnetic field is not able to explain the extended emission reported by the Milagro experiment. On the other hand, the γ -ray spectrum calculated for stronger magnetic field is clearly above the upper limits reported by the Whipple and HEGRA experiments at TeV energies, although it is consistent with the Milagro flux provided that $\sim 10\%$ of hadrons, which escaped from the open cluster, interact with the matter of the molecular clouds. In the bottom Fig. 5, we also show the γ -ray spectra produced by hadrons which are injected with the steeper spectrum (spectral index 2.4) and the maximum energies determined by $B = 10^{-4} \text{ G}$ (inside the open cluster - triple-dot-dashed curve, and from dense surrounding clouds - solid curve). Note that, γ -ray emission produced in dense clouds is quite extended (orders of degrees), and that's why difficult to be observed with the Cherenkov telescopes of the Whipple and HEGRA telescopes. Therefore, we claim that these γ -ray spectra are generally consistent with the observations by different telescopes at the TeV energies. However, the spectrum of hadrons has to become significantly flatter below $\sim 100 \text{ GeV}$ in order to be consistent with the flat spectrum characteristic for the EGRET sources. Such a break is difficult to explain in the simple shock acceleration scenario. Based on these calculations, we conclude that the pure simple hadronic model is unlikely.

Let us consider the production of γ -rays in open clusters in the hybrid model in which hadrons and electrons are accelerated inside the open cluster. Electrons are assumed to be injected with the power law spectrum and spectral index 2.4 extending up to the maximum energies $\sim 10^5 \text{ GeV}$, derived by balancing the synchrotron losses in the magnetic field $B = 10^{-5} \text{ G}$ with the acceleration energy gains (see Eq. 3). The spectrum of electrons is normalized to the power of the Wolf-Rayet star WR 142. The observed flux in the EGRET energy range allows to constrain this energy conversion efficiency from the wind to relativistic electrons on $\eta_e \approx 5 \times 10^{-3}$. The photon spectra produced by electrons in the synchrotron, bremsstrahlung and IC processes are shown in Fig. 5. The EGRET spectrum is described in such a model by the combination of bremsstrahlung spectrum at lower energies and IC spectrum at higher energies. Due to the Klein-Nishina effects and efficient cooling of electrons with the largest energies on the synchrotron process, the γ -ray spectra from bremsstrahlung and IC processes have to steepen. These spectra do not overcome the upper limits introduced by the Whipple and HEGRA telescopes. However, they are not able to explain the extended emission at the highest energies reported by Milagro group. In order to explain all these results simultaneously, we postulate

additional production of γ -rays by hadrons which have escaped from the open cluster and interacted inside surrounding dense clouds. Hadrons are accelerated inside the open cluster with the spectral index as postulated for electrons and with the cut-off at energies expected for this same value of the magnetic field (i.e. 10^{-5} G). In order to meet the Milagro flux, a part, $\eta_p = 10^{-3}$, of the power of the WR star wind should be transferred to relativistic hadrons. The synchrotron spectrum expected in such a hybrid model is clearly consistent with the upper limit on the diffuse X-ray emission introduced by the EXOSAT data.

5.2 Cyg OB 2

Between a few γ -ray sources reported in the direction toward the Cygnus region, 3EG J2033+4118 is believed to be related to the Cyg OB2 (Aharonian et al. 2002, Mukherjee et al. 2003, Butt et al. 2003). The spectrum of this source was originally described as consistent with a simple power law with the index of 1.96 ± 0.10 , but a double power law or a power law with the exponential cut-off gives better fits (Bertsch et al. 2000, Reimer & Bertsch 2001). This source is classified as being non-variable (Butt et al. 2003). At TeV energies the HEGRA group has reported the discovery of an unidentified, steady, TeV source at the edge of the 95% error circle of the source 3EG J2033+4118 (Aharonian et al. 2002). The spectrum of this source is also flat (differential spectral index $-1.9 \pm 0.3_{\text{stat}} \pm 0.3_{\text{sys}}$), with the flux about two orders below the flux observed from 3EG J2033+4118. There is also an indication that the TeV source is extended with a radius of $5.6'$ (Aharonian et al. 2002). This detection has been confirmed by the Whipple group who reported slightly displaced point like source whose γ -ray flux is at the level of 8% of the Crab signal (Konopelko et al. 2006). Recently, the Milagro group also reported the γ -ray flux at energies above 12 TeV from the extended region (3×3 square degrees) centered on the HEGRA source equal to $\sim 2.4 \times 10^{-12} \text{ cm}^{-2} \text{ s}^{-1}$. It exceeds by a factor of ~ 3 the HEGRA flux. This discrepancy might be explained as due to the contribution from much more extended emission region. Note that such a very extended source is difficult to detect with the present Cherenkov telescopes. A weak diffuse X-ray emission has been observed by the ROSAT and Chandra telescopes, with the intensity of $1.3 \times 10^{-12} \text{ ergs cm}^{-2} \text{ s}^{-1}$ in 0.5-2.5 keV and $3.6 \times 10^{-12} \text{ ergs cm}^{-2} \text{ s}^{-1}$ in 2.5-10 keV (Butt et al. 2003). The radio observations of this region indicate a weak shell-like radio structure(s) which are at least partially non-thermal (Butt et al. 2007). According to the authors, the radio data are compatible with one or more young supernova remnants or with large scale cluster shocks induced by the violent action of the many massive stars in Cyg OB2.

We interpret these high energy observations in terms of discussed above model for acceleration of particles inside the open cluster due to the presence of massive star winds. In the upper Fig. 6, the γ -ray spectra are calculated in terms of the pure hadronic model assuming likely parameters of the open cluster and the acceleration process. They are compared with mentioned above γ -ray observations. The HEGRA spectrum extending up to ~ 10 TeV can be explained in such a model as emission from dense clouds which efficiently capture hadrons escaping from the open cluster.

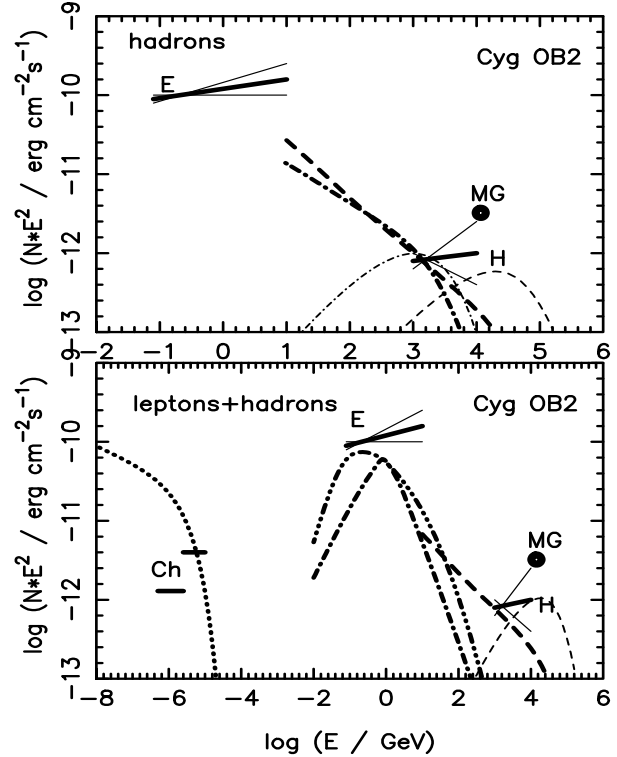


Figure 6. As in Fig. 5 but for the region toward Cyg OB2. The Egret source 3EG J2033+4118 (E, Hartman et al. 1999), the HEGRA extended excess (H, Aharonian et al. 2002), the Milagro extended excess (MG, Sinis et al. 2007), and the Chandra upper limits on the diffuse X-ray emission (Ch, Butt et al. 2002). The comparison of the γ -ray observations with the γ -ray spectra calculated in terms of the hadronic model is shown on the upper figure. Density of matter inside the open cluster and surrounding clouds are taken as in the case of Berk 87 (Fig. 5). The calculations are shown for two power law spectra of hadrons: (1) the spectral index 2.6, normalization to the power of the massive star winds $\eta_p = 6 \times 10^{-3}$, spectrum extending to the maximum energies calculated for the magnetic field $B = 10^{-4}$ G (dashed curves) and, (2) the spectral index 2.4, normalization to the power of the massive star winds $\eta_p = 2 \times 10^{-3}$, extending to energies calculated for $B = 3 \times 10^{-6}$ G (dot-dashed curves). The γ -rays from the open cluster are marked by the thick curves and from the surrounding clouds by the thin curves. The capturing factor of hadrons, escaping from the open clusters, into the massive clouds is $\xi = 100\%$ (1) and 10% (2). The comparison with the hybrid (leptonic-hadronic) model is shown on the bottom figure. Leptons and hadrons are accelerated with the power law spectrum, this same spectral index equal to 2.4 and the cut-off at energies determined by the magnetic field $B = 10^{-4}$ G. Spectra are produced by leptons in synchrotron process (dotted curve), bremsstrahlung (dot-dashed), and IC (triple-dot-dashed), and the γ -ray spectra (from decay of π^0) are produced by hadrons inside the open cluster with density 10 cm^{-3} (thick dashed) and surrounding clouds with density 10^4 cm^{-3} (thin dashed). The efficiency of lepton and hadron acceleration is equal to $\eta_e = 10^{-2}$ and $\eta_p = 10^{-3}$ respectively, and the capturing factor of hadrons inside the clouds is $\xi = 100\%$. The parameter describing the radiation field inside the open cluster is $\mu = 1$.

However, the magnetic field in the acceleration region has to be as strong as $\sim 10^{-4}$ G, in order to accelerate hadrons to sufficiently large energies. Hadrons can also produce lower energy γ -rays inside the open cluster provided that their spectrum is quite steep (spectral index 2.6). Moreover, the low energy break at $\sim 10-100$ GeV should be present in the hadron spectrum in order to obtain consistent description of relatively flat γ -ray spectrum in the EGRET energy range. As in the case of Berk 87, such a break is difficult to explain in the shock acceleration scenario. Therefore, below we also consider the hybrid (leptonic-hadronic) model.

In the hybrid model, we explain the EGRET emission as due to leptons and TeV emission as due to hadrons. Note that leptonic emission is constrained by the observed diffuse synchrotron X-ray emission. So our strategy is to calculate the photon spectra produced by leptons in specific radiation processes (synchrotron, bremsstrahlung, IC) during their diffusion inside the open cluster. The set of parameters is chosen in such a way in order to get consistency with the observed X-ray and EGRET data. Note, that leptons can not escape from the open cluster due to their efficient energy losses. For these same parameters (densities, magnetic field), we calculate also the TeV γ -ray spectra produced by hadrons inside the open cluster and by hadrons captured in surrounding dense clouds. Again, the magnetic field inside the open cluster has to be quite strong ($\sim 10^{-4}$ G) in order not to accelerate leptons to too large energies. The spectrum of leptons has to be rather steep in order not to overcome the synchrotron X-ray flux. The strong magnetic field is also required in order to accelerate hadrons to sufficiently large energies. However, the spectrum of hadrons can not be too steep in order to produce adequate γ -ray fluxes at TeV energies. So then, the available range of parameters of the acceleration scenario and the open cluster is substantially limited.

5.3 Westerlund 2

In the direction of this open cluster at least one the EGRET source, 3EG J1027-5817, is clearly visible (the 3rd EGRET catalog, Hardman et al. 1999). This source is probably related to the source earlier reported in the 2nd EGRET catalog (2EG J1021-5835) and to the GeV EGRET source (GEV J1025-5809, Lamb & Macomb 1997). The spectral index of this source is again flat $\alpha = 1.94$. The average flux is about $\sim 8 \times 10^{-7}$ ph. cm $^{-2}$ s $^{-1}$ above 100 MeV (Hartman et al. 1999). Recently, the HESS group reported the TeV source in direction of Westerlund 2 named HESS J1023-575. It looks extended with the estimated size of ~ 0.2 deg (Aharonian et al. 2007). Diffuse X-ray emission has been observed from Westerlund 2 by the ROSAT (luminosity 2×10^{34} erg s $^{-1}$ in the energy range $\sim 1-2.4$ keV, Belloni & Mereghetti 1994) and by the Chandra (3.6×10^{34} erg s $^{-1}$ in the energy range 0.5-8 keV, Townsley et al. 2005) assuming the distance of 8 kpc. This emission is usually related to the thermal emission from the shocked winds of the massive stars. Thus, it should be rather considered as an upper limit on the possible non-thermal synchrotron X-ray emission from relativistic electrons accelerated inside the open cluster.

As above, we have tried to explain the γ -ray fluxes in the GeV-TeV energies from the direction of Westerlund 2 by

a pure hadronic model (see Fig. 7). We consider the values of the magnetic field inside this open cluster in the range $10^{-5} - 10^{-4}$ G and different spectra of hadrons. The HESS spectrum extending above ~ 10 TeV can be fitted as a combination of γ -rays produced by hadrons inside the open cluster and hadrons escaping from the open cluster, and after that captured by the molecular clouds, provided that the maximum energies of hadrons are estimated for the magnetic field close to 10^{-4} G (see dashed curves in Fig. 7). However, it is difficult to fit simultaneously the flat spectrum in the EGRET energy range. Hadrons with flat spectrum (spectral index 2.1) predicts too low fluxes at GeV energies. On the other hand, hadrons injected with steeper spectrum (spectral index 2.4) predicts the spectrum in the GeV range inconsistent with the EGRET observations. So then, the explanation of γ -ray emission from Westerlund 2 in the GeV-TeV energy range would require the assumption of the break in the spectrum of accelerated hadrons at energies ~ 100 GeV which is difficult to motivate in the simple shock acceleration scenario.

We have also tried to fit the spectra of the EGRET and HESS sources by the pure leptonic model with different set of parameters of the open cluster. However, since electrons lose energy mainly on IC scattering in the strong radiation field of Westerlund 2, it is difficult to meet the EGRET high level flux and the simple power law spectrum reported by HESS in the TeV energies. The reason is that the IC spectrum shows a break at TeV energies due to the transition from the Thomson to the Klein-Nishina regime and also due to strong synchrotron energy losses of electrons at the higher energy part of their spectrum. Therefore, we consider a hybrid electron-hadron model.

As we already showed above, the parameters of the open cluster can not be selected arbitrarily. Hadrons can be accelerated to energies ~ 1 PeV (required to explain the HESS spectrum extending to ~ 10 TeV) provided that the magnetic field inside the open cluster is of the order of 10^{-4} G. However, electrons accelerated in this same region as hadrons lose too much energy on synchrotron process. In order not to overcome the limit on the diffuse X-ray emission from the open cluster, the spectrum of injected electrons has to be steeper than ~ 2.2 . Therefore, the parameters describing the spectra of particles and the open cluster are already constrained by the available observations. In the bottom Fig. 7, we show the photon spectra produced by electrons and hadrons in different radiation processes assuming that, both types of particles are accelerated in this same magnetic field, with this same spectrum. In this hybrid model, electrons are responsible for the EGRET flux (IC scattering), their synchrotron emission is still (marginally) consistent with the X-ray observations, and the TeV γ -rays are produced by hadrons in collisions with the matter of the open cluster and surrounding dense clouds. This gives the best description of the observations in the broad energy range. The energy density of stellar photons is described by the factor $\mu = 10$. This value is much larger than assumed in the case of discussed above open clusters but, it is consistent with the expectation that in Westerlund 2, the stellar radiation from not all massive stars is probably taken into account (see Sect. 2.3). However, in order to fit incredibly simple power law spectrum reported by the HESS experiment, between a few hundred GeV and ~ 10 TeV, the capturing effects of

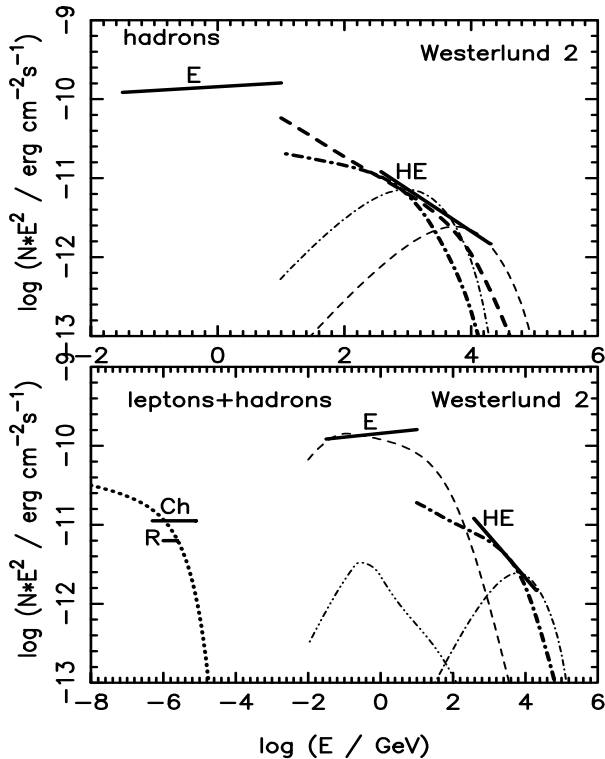


Figure 7. As in Fig. 5 but for the region toward the open cluster Westerlund 2. The Egret source, 3EG J1027-5817 (E, Hartman et al. 1999), the HESS extended source (HE, Aharonian et al. 2007), the diffuse emission detected by ROSAT (R, Belloni & Mereghetti 1994) and Chandra (Ch, Townsley et al. 2005). The γ -ray spectra expected in terms of the pure hadronic model are calculated for the power law spectra of hadrons with: (1) spectral index 2.1 and the high energy cut-off obtained for the magnetic field $B = 10^{-5}$ G (dot-dashed curves in the upper figure) and, (2) spectral index 2.4 and $B = 10^{-5}$ G (dashed curves). The spectra are normalized to the WR star wind power with $\eta_p = 0.05$ (1) and 0.01 (2). The γ -ray spectra from the open cluster and from the surrounding molecular clouds (assuming the capturing factor of hadrons $\xi = 10\%$ (1) and 6% (2)) are shown by the thick and thin curves, respectively. The γ -ray spectra calculated in terms of the hybrid (leptonic-hadronic) model are shown in the bottom figure. Electrons and hadrons are injected with the power law spectrum and spectral index 2.2, and the cut-offs defined by $B = 10^{-4}$ G. They are normalized to the wind power with $\eta_e = 0.02$ and $\eta_p = 2 \times 10^{-3}$. The photon spectra are produced by electrons in IC process (dashed curve), bremsstrahlung (triple dot-dashed), synchrotron (dotted) and by hadrons inside the open cluster (thick dot-dashed) and in the surrounding clouds (thin dot-dashed). It is assumed that 6% of hadrons escaping from the open cluster interact inside the molecular clouds. The radiation density inside the open cluster is defined by $\mu = 10$.

hadrons inside the molecular clouds requires special tuning. Otherwise, the γ -ray spectrum should steepen above ~ 10 TeV.

6 DISCUSSION AND CONCLUSIONS

The purpose of the paper was to check if the reports on the high energy emission from some open clusters (from X-rays up to the TeV γ -rays) can be explained in the self-

consistent model of acceleration of particles at shocks in the winds of the WR type stars observed at present inside these open clusters. We considered the objects in which the high energy processes are the best constrained by the observations due to: their directional coincidence with the EGRET sources, the positive detections in the TeV γ -rays (or there are available interesting upper limits), and the diffuse X-ray emission. Unfortunately, in contrast to e.g. globular clusters, the reach content of the open clusters provide interesting target for leptons interacting in different radiation processes. Therefore, contributions from different processes can become comparable and have to be taken into account. This complicates significantly theoretical analysis. Moreover, the content and surrounding of the open clusters is not very well known. Therefore, open clusters are difficult objects for analysis of details of the radiation processes and their eventual comparison with observations. On the other hand, recent observations of open clusters in the γ -ray energy range encourage to pick up this interesting astrophysical problem.

Following previous studies, we consider the picture for particle acceleration inside the open clusters in which they reach energy at the shocks in the WR type massive star winds. It is shown that for likely parameters of the medium inside the open clusters, leptons and hadrons can be accelerated to TeV-PeV energies at such shocks. The maximum energies of hadrons estimated by us are typically about an order of magnitude lower than previously considered (e.g. ≥ 10 PeV, Cesarsky & Montmerle 1983). We note interesting anti-correlation of the maximum energies of accelerated leptons and hadrons, i.e. in the stronger magnetic field the maximum energies of hadrons are larger but the maximum energies of leptons are lower. By comparing different radiation processes with the acceleration mechanism, we conclude that, for likely conditions, the acceleration of leptons is limited by their synchrotron energy losses but the acceleration of hadrons is limited by their diffusion outside the open cluster. Since open clusters are close or within dense regions, hadrons with large enough energies can escape from the open clusters before cooling. They can be efficiently trapped inside dense regions and produce extended, diffuse TeV γ -ray sources. Therefore, considered model predicts well localized γ -ray sources at lower energies (e.g. GeV energy range) coincident with the open clusters itself, and more extended emission at the highest possible TeV energies which should be correlated with the surrounding clouds. This is in contrast to the recent proposition of Torres et al. (2004), who postulate production of well localized TeV γ -ray sources due to interaction of hadrons with dense internal parts of the massive star winds. In this model, hadrons accelerated at the massive star winds (or any other unspecified mechanism, i.e. supernova remnants) diffuse against the wind to its dense internal regions.

Three open clusters has been modeled as an example, Berk 87, Cyg OB2, and Westerlund 2, with the pure hadronic and hybrid (leptonic-hadronic) models. In principle, pure hadronic models can provide good explanation of the whole γ -ray spectra in the case of Cyg OB2 and Westerlund 2, provided that a low energy break in the power law spectrum of hadrons is assumed at $\sim 10 - 100$ GeV. However, such a break is difficult to reconcile in the simple shock acceleration scenario. It is even more difficult to fulfill the constraints on the reported γ -ray spectrum from Berk

87. We were not able to fit simultaneously the EGRET flux, the HEGRA and the Whipple upper limits, and the diffuse emission above ~ 10 TeV reported by the Milagro from the direction of this source.

The situation is much promising with the hybrid model in which we consider the lower energy emission as due to leptons (below ~ 100 GeV) and the TeV emission as due to hadrons. For reasonable set of parameters such model can explain flat spectra and high level of the GeV emission (EGRET source) and relatively low level of TeV emission which is sometimes also characterized by the flat spectrum (e.g. as in the case of Cyg OB2). In this model, the extended emission above ~ 10 TeV reported from directions of Berk 87 and Cyg OB2, can be explained by hadrons which diffuse outside the open clusters and are partially captured in surrounding dense clouds. We assumed that leptons and hadrons are injected with these same spectral indices and the high energy cut-offs determined by this same value of the magnetic field in the acceleration region. Note moreover, that these parameters can not be selected arbitrarily. For example, the observations of the diffuse X-ray flux constrain the allowed value of the spectral index of leptons (it can not be too flat). On the other hand, flat spectrum in the GeV energy range and the low level of TeV emission constrain the magnetic field strength in the acceleration region. Unfortunately, the parameters describing the content of the open cluster, surrounding medium, and the capturing factor of relativistic hadrons by dense clouds are not well determined. It is usually argued that density of matter inside the open cluster is moderate due to the cleaning effects by the energetic winds of the massive stars. We considered typical values of the order of $10 \text{ particles cm}^{-3}$, in general consistency with derivations by e.g. Butt et al. (2003) for the Cyg OB2. Also the effective stellar radiation field seen by leptons during their diffusion inside the open cluster is not well determined. We estimated the average density of stellar photons applying the observed luminosities of the massive stars and the dimension of the open cluster. But this number can differ significantly from the real effective density seen by leptons due to the unknown details of their propagation, special distribution of the most luminous stars inside the open cluster in respect to the appearance of the shock structures on which these particles are accelerated. Due to these inhomogeneities, which are very difficult to take into account, the effective density of stellar photons seen by relativistic leptons can be much larger and their energy losses on ICS process can be significantly enhanced in respect to the synchrotron and bremsstrahlung process. These different effects makes detailed theoretical interpretation of the high energy processes inside the open clusters specially complicated.

Note, that here we only considered the γ -ray production due to the presence of the observed massive stars inside the specific cluster. The relatively high level of ~ 10 TeV emission from the most massive open cluster Cyg OB2 (reported by the Milagro) can be caused by the contribution from the past WR stars which have already disappeared, or by hadrons accelerated by the supernova shocks (e.g. Butt et al. 2007) or relatively young energetic pulsars (e.g. Bednarek 2003). Note, that recently, shell like structures have been discovered inside Cyg OB2. They might be due to the recent supernova explosion. Hadrons accelerated by these past evens related to the presence of the massive stars can be still

captured by strong magnetic fields (of the order of $\sim 10^{-3}$ G) at the cores of the huge molecular clouds surrounding the open clusters. They might contribute to the observed large scale diffuse γ -ray flux at ~ 10 TeV on a much longer time scale than expected in the case of single WR star (i.e. a few 10^5 yrs).

Since the γ -ray fluxes reported from directions of Berk 87 and Cyg OB2 are interpreted in terms of the hybrid leptonic-hadronic model, they should be accompanied by neutrino fluxes from decay of charged pions. These neutrino fluxes can be easily estimated by a simple re-scaling from the calculated γ -ray fluxes and their possible detectability by the 1 km^2 IceCube detector can be predicted. However, TeV γ -ray fluxes at energies above ~ 1 TeV expected from these open clusters are below the level of the Crab flux, in which case at most a few neutrino events are expected in 1 km^2 detector (see, e.g. Bednarek & Protheroe 1997, Amato, Guetta & Blasi 2003). Therefore, clear neutrino signal in the IceCube detector from the open clusters is not very likely.

ACKNOWLEDGMENTS

This work is supported by the Polish MNiI grant No. 1P03D01028.

REFERENCES

- Abdo, A.A. et al. 2006 ApJL, submitted (astro-ph/0611691)
- Aharonian F., Akhperjanian A., Beilicke M. et al., 2002, A&AL 393, 37
- Aharonian, F., Akhperjanian, A., Beilicke, M. et al. 2006 A&A 454, 775
- Aharonian, F., Akhperjanian A., Bazer-Bachi, A.R. et al. 2007 A&A, in press
- Amato, E., Guetta, D., Blasi, P. 2003 A&A 402, 827
- Anchordoqui, L.A., Beacom, J.F., Goldberg, H., Palomares-Ruiz, S., Weiler, T. J. 2006, PRL, in press (astro-ph/0611580)
- Barlow, M.J. 1991, in "Wolf-Rayet stars and interrelation with other massive stars in galaxies", K. van der Hucht and B. Hidayat (eds), Kluwer Academic Press, p. 281
- Bednarek, W. 2003 MNRAS 345, 847
- Bednarek, W. 2005 MNRAS 363, L46
- Bednarek, W., Protheroe, R.J. 1997 PRL 79, 2616
- Belloni, T., Mereghetti, S. 1994 A&A 286, 935
- Bertsch D.L., Hartman R.C., Hunter S.D. et al., 2000, in Proc. 5th Compton Symposium, AIP, 510, 504
- Bonanos, A.Z. et al. 2004 ApJ 611, L33
- Butt Y.M., Benaglia P., Combi J.A. et al., 2003 ApJ 597, 494
- Butt, Y.M., J.A. Combi, J. Drake, et al. 2007, ApJ, in press (astro-ph/0611731)
- Cesarsky, C.J., Montmerle, T. 1983 SpSR 36, 173
- Churchwell, E. et al. 2004 ApJS 154, 322
- Dent, W. R. F., MacDonald, G. H., Andersson, M. 1988 MNRAS 235, 1397
- Domingo-Santamaria, E., Torres, D.F. 2006 A&A 448, 613
- Fegan, S.J. et al. 2005 ApJ 624, 638

- Giovannelli, F., Bednarek, W., Karakula, S. 1996 J.Phys. G 22, 1223
- Hartman, R.C. et al. 1999 ApJS 123, 79
- Knödseder J., 2000, A&A 360, 539
- Konopelko, A. et al. 2006, ApJ, submitted (astro-ph/0611730)
- Lang, K.R. 1992, Astrophysical Data: Planets and Stars, Springer-Verlag, New York
- Lamb, R.C., Macomb, D.J. 1997 ApJ 488, 872
- Lorenz, E., 2001 J.Phys. G 27, 1675
- Manchanda, R.K., Polcaro, V.F., Norci, L. et al. 1996 A&A 305, 457
- Mukherjee R., Halpern J.P., Gotthelf E.V., Eracleous M., Mirabel N., 2003, ApJ, 589, 487
- Polcaro, V.F., Giovannelli, F., Manchanda, R.K., Norci, L., Rossi, C. 1991, A&A 252, 590
- Rauw, G. et al. 2004 A&A 420, L9
- Rauw, G. et al. 2007 A&A 463, 981
- Reimer O., Bertsch D.L., 2001, in Proc. 27th ICRC (Hamburg), p. 2546 (astro-ph/0108347)
- Roberts, M.S.E., Romani, R.W., Kawai, N. 2001 ApJS 133, 451
- Roberts, M.S.E. et al. 2002 ApJ 577, L19
- Shara, M.M. Moffat, A.F.J., Smith, L.F., Niemela, V.S., Potter, M., Lamontagne, R. 1999 AJ 118, 390
- Sinnis, G. for MILAGRO Collaboration, 2007, CTA Workshop, Paris
- Thuczykont, M. for the HEGRA collab., 2001, in Proc. 27th ICRC (Hamburg), p. 2558
- Torres, D.F., Domingo-Santamaria, E., Romero, G.F. 2004, ApJ 601, L75
- Townsley, L. et al. 2005, in proc. X-ray and Radio Connections, eds. Sjouwerman L.O., Dyer, K.K., http://www.aoc.nrao.edu/events/xraydio/meetingcont/3.4_townsley.pdf
- Turner, D.G., Forbes, D. 1982 PASP 94, 789
- Völk, H.J., Forman, M. 1982, ApJ 253, 188
- Warwick, R.S., Norton, A.J., Turner, M.J.L., Watson, M.G., Willingale, R. 1988 MNRAS 232, 551
- Wdowczyk, J., Wolfendale, A.W. 1987 J.Phys. G 13, 411
- Whiteoak, J.B.Z., Uchida, K.I. 1997 A&A 317, 563
- Whitney, B.A. et al. 2004 ApJS 154, 315