

Determining the interactions in dissipative particle dynamics from molecular dynamics

Anders Eriksson, Martin Nilsson Jacobi, Johan Nyström, and Kolbjørn Tunstrøm
*Complex Systems Group, Department of Energy and Environment,
Chalmers University of Technology, 41296 Göteborg, Sweden*

We present a bottom-up method for determining the functional forms of the effective interactions in dissipative particle dynamics (DPD). Both the conservative and stochastic parts of the interactions are obtained from a projected molecular dynamics. The radial distribution function in combination with the force covariance in the Kramer-Moyal expansion uniquely determine the effective interactions in the coarse-grained model. We test the method on molecular dynamics simulations of a Lennard-Jones fluid, and demonstrate that the coarse-graining scheme produces a closed mesoscopic dynamics. The estimated functional forms, in particular the stochastic part, differ from those used in the standard DPD. We argue that the resulting modified DPD model can be used to study systems out of equilibrium.

PACS numbers: 47.11.+j, 05.40.-a, 45.70.-n, 47.10.+g

It is the long-standing aim of molecular simulations to elucidate mechanisms that cannot be directly observed in experiments, or understood in terms of more abstract models. Though extremely successful in many areas, when applied to mesoscopic systems, such as membranes or complex fluids, one often finds that the relevant time and length scales on which important mechanisms take place are beyond the reach of direct, detailed, simulations. As a consequence, several coarse-grained methods have been developed to allow for a larger time span to be simulated. Well known examples are lattice gases [1], united atoms [2], smoothed particle hydrodynamics [3] and dissipative particle dynamics (DPD) [4]. In this Letter we focus on DPD.

Since its introduction in 1992, DPD has been established as a standard method for mesoscopic simulation. It has been used to study e.g. complex fluids [5], spontaneous self-assembly of amphiphilic molecules into bilayered membranes [6], vesicles [7, 8], and hydrodynamics [9]. Despite its popularity, the question of how accurately DPD represents the underlying molecular system has still not been fully resolved [10, 11]. In standard DPD the functional form of the interactions between the mesoscopic particles are chosen more or less heuristically (subject to the fluctuation-dissipation constraint [12]); with the interaction strengths calibrated to fit macroscopic observables, usually the compressibility and the diffusion rate [5]. Several authors, e.g. [10, 13, 14], have established bottom-up connections between the micro- and mesoscale. In addition, DPD provides a connection between the meso- and macroscale [15]. While these studies are of great theoretical and conceptual value, no practical method has yet been presented for calculating the functional form of the effective interactions in the coarse-grained models.

To obtain a well-defined bottom-up scheme, the dynamics of the coarse-grained DPD particles must be defined through a projection of the microscopic trajectories. The problem is to find a self-contained representation of the system at the coarse-grained level, i.e. to determine all interactions in the DPD model. In this Letter we present a method for doing this, using data from simulation of the microscopic system. All necessary calculations are easily carried out in real applica-

tions. Our results are important for two reasons: They can provide a solid base for evaluating the applicability of DPD coarse graining schemes; and they specify how to adapt the DPD method to model different systems.

The remainder of the Letter is organized as follows: First, we briefly recapitulate the standard DPD model. Second, we establish our method, and as a consistency check apply the method to standard DPD simulations. Third, we demonstrate the method by applying it to a Lennard-Jones fluid using a projection also employed by e.g. Español [16] and Flekkøy et al. [10]. Finally, we discuss the implications of our results.

The DPD technique has its theoretical foundations in Mori-Zwanzig theory on projection operators [17, 18, 19, 20]. In brief, the theory states that given a microscale dynamics, a lower dimensional representation can be formally attained through a projection of the phase space, where fast degrees of freedom are treated as Markovian (white) noise [17]. This framework can be applied to molecular dynamics. Naturally, the closure of the coarse-grained model depends on the choice of projection. The DPD method assumes a projection resulting in a mesoscopic model characterized as a particle based Langevin dynamics with pairwise and negated forces. The internal degrees of freedom in the mesoscopic particles give rise to dissipation and noise, which is captured by non-conservative pairwise interactions. As a consequence, sufficiently close to equilibrium, one obtains the classical result of the asymptotic $t^{-d/2}$ decay of the velocity auto-correlation (d is the dimensionality of the system) [21]. In addition, the interactions give rise to hydrodynamic modes in the fluid [21, 22], which leads to the Navier-Stokes equations on the macroscopic level.

In its simplest form, the equations of motion for a DPD model, with mesoscopic particles positioned at \mathbf{r}_i , with velocities \mathbf{v}_i and momenta \mathbf{p}_i can be written as a system of Langevin equations

$$\dot{\mathbf{r}}_i = \mathbf{v}_i, \quad (1)$$

$$\dot{\mathbf{p}}_i = \sum_{j \neq i} [\mathbf{F}_{ij}^C + \mathbf{F}_{ij}^D + \mathbf{F}_{ij}^S], \quad (2)$$

where \mathbf{F}_{ij}^C , \mathbf{F}_{ij}^D and \mathbf{F}_{ij}^S are the conservative, dissipative and

stochastic forces between particle i and j . Both the conservative and non-conservative interactions in DPD are modeled by central forces obeying Newton's third law, ensuring that (angular) momentum is conserved [4]. The dissipative and stochastic forces are

$$\mathbf{F}_{ij}^D = -\omega^D(r_{ij}) \mathbf{e}_{ij} \cdot (\mathbf{v}_i - \mathbf{v}_j) \mathbf{e}_{ij}, \quad (3)$$

$$\mathbf{F}_{ij}^S = \omega^S(r_{ij}) \zeta_{ij} \mathbf{e}_{ij}, \quad (4)$$

where r_{ij} is the distance between particles i and j , and \mathbf{e}_{ij} is the unit vector pointing from j to i . The scalar functions $\omega^D(r_{ij})$ and $\omega^S(r_{ij})$ describe friction and noise, respectively. ζ_{ij} is interpreted as a symmetric Gaussian white noise term with mean zero and covariance

$$\langle \zeta_{ij}(t) \zeta_{i'j'}(t') \rangle = (\delta_{ii'} \delta_{jj'} + \delta_{ij'} \delta_{ji'}) \delta(t - t'), \quad (5)$$

where δ_{ij} and $\delta(t)$ are the Kronecker and Dirac delta functions. Assuming that the equilibrium distribution of a DPD system is given by the canonical ensemble, the fluctuation-dissipation theorem leads to a relation between the dissipative and stochastic parts [12]:

$$\omega^D(r) = (2k_B T)^{-1} [\omega^S(r)]^2. \quad (6)$$

For simplicity, we drop the superscript and write $\omega(r) \equiv \omega^S(r)$. Eqs. (1)–(6) together establishes the general form of the DPD dynamics. Both the conservative force \mathbf{F}_{ij}^C , or equivalently the corresponding scalar potential, and the scalar function $\omega(r)$ depend on the particular system of interest and need to be determined to obtain the correct DPD model. In practice, this is the difficult part of DPD, and also the rationale behind the heuristic approach in deciding the interactions. As an example, the common practice for fluid like systems is to apply linear functions with a cutoff radius r_c :

$$\mathbf{F}_{ij}^C = a_{ij} \chi_{ij} (1 - r_{ij}/r_c) \mathbf{e}_{ij}, \quad (7)$$

$$\omega(r_{ij}) = \sigma \chi_{ij} (1 - r_{ij}/r_c), \quad (8)$$

where a_{ij} is the strength of the conservative force between particles i and j , σ is the amplitude of the noise, and χ_{ij} is one for $r_{ij} \leq r_c$ and zero elsewhere.

The original motivation [5] for a repulsive conservative force was a measurement of the effective potential for the interaction between particles in a Lennard-Jones fluid [23]. More generally applicable methods for estimating the conservative interactions are based on the radial distribution function (RDF) in thermal equilibrium [24, 25, 26]. In these reports, the estimate of the conservative force is obtained using a result by Henderson [27], stating that the difference between two pairwise potentials that give rise to the same radial distribution function must be a constant shift, and hence of no physical significance. The importance of this theorem lies in the one-to-one correspondence: A potential that reproduces the original RDF must be correct up to a constant shift. The conservative interactions in the DPD model are determined by the RDF alone, and hence independent of the stochastic interactions [12]. This approach can therefore be used to estimate

the conservative interactions in a DPD system; in our method we use the inverse Monte Carlo approach of Lyubartsev and Laaksonen [28].

The main contribution of this Letter lies in resolving the stochastic part of the interactions. From a Kramer-Moyal expansion of Eq. (1), $\omega(r)$ is related to $-\langle \delta \mathbf{p}_i \cdot \delta \mathbf{p}_j \rangle / \delta t$, the force covariance (FC), through (for all r_{ij})

$$\begin{aligned} -\langle \delta \mathbf{p}_i \cdot \delta \mathbf{p}_j \rangle / \delta t &= \langle \omega^2(r_{ij}) \rangle - \sum_{k \neq i, l \neq j} \langle \mathbf{F}_{ik}^C \cdot \mathbf{F}_{jl}^C \rangle \delta t \\ &+ \sum_{k \neq i, l \neq j} \frac{\langle \omega^2(r_{ik}) \omega^2(r_{jl}) (\mathbf{e}_{ik} \cdot \mathbf{v}_{ik}) (\mathbf{e}_{jl} \cdot \mathbf{v}_{jl}) (\mathbf{e}_{ik} \cdot \mathbf{e}_{jl}) \rangle}{(2k_B T)^2} \delta t \\ &+ \sum_{k \neq i, l \neq j} \frac{\langle \omega^2(r_{ik}) (\mathbf{e}_{ik} \cdot \mathbf{v}_{ik}) (\mathbf{e}_{ik} \cdot \mathbf{F}_{jl}^C) \rangle}{2k_B T} \delta t + O(\delta t^2). \end{aligned} \quad (9)$$

where all averages are conditioned on particle pairs at a specific distance r_{ij} , and $\delta \mathbf{p}_i(t) = \mathbf{p}_i(t + \delta t) - \mathbf{p}_i(t)$. In any particle based simulation, it is straight-forward to measure the FC. As will be discussed later, how to extract $\omega(r)$ from the FC in practice depends on whether or not the limit $\delta t \rightarrow 0$ is well defined.

At this point we have established the principles behind our method. An important consistency check is to apply the method to standard DPD simulations, where the dynamics is truly Langevinian. This was done by performing DPD simulations with different functional forms of both $\mathbf{F}_{ij}^C(r)$ and $\omega(r)$. Using standard DPD units, the simulation region was a periodic cubic box with side length $L = 8.7359$, with 3 particles per volume unit, giving a total of 2000 particles. From the simulations, the RDF and the FC were calculated for 100 r -values in the range 0 to 1.75, after which the RDF had converged to 1.0. The timestep size used was small ($\delta t = 10^{-4}$) compared to a normal DPD simulation. The reason for this is to approach the limit of small δt , so that the terms proportional to δt can be ignored in Eq. (9); $\omega^2(r)$ is then given simply by the FC.

In all cases the method accurately recreated the DPD interactions used in the simulations. Fig. 1 shows the results of recreating $\omega^2(r)$ for three different functional forms. The conservative potential was also varied (see figure caption for details), but plots of recreated potentials from these simulations have not been included.

As an important example, we apply our method to estimate the effective interactions of a coarse-grained two-dimensional Lennard-Jones (LJ) fluid. The molecules in the fluid interact according to the standard pairwise potential

$$V(r) = 4\epsilon \left[(r/\sigma_{LJ})^{-12} - (r/\sigma_{LJ})^{-6} \right], \quad (10)$$

where r is the distance between pairs of molecules. Following Flekkøy et al. [10], the coarse-grained dynamics is expressed in terms of a set of n mesoscopic particles. Each particle has a position \mathbf{r}_i , a velocity \mathbf{v}_i , and a mass m_i . The instantaneous velocity of mesoscopic particle i is defined as the sum of the velocities of the molecules for which i is the nearest meso-

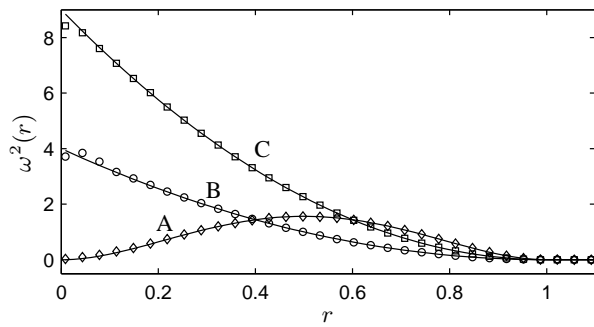


FIG. 1: The plots show three different functional forms of $\omega^2(r)$ recreated from measurements of the FC (in DPD units). The functional forms used in the simulations are shown as solide lines, whereas the symbols (\diamond , \circ and \square) show the values found by our method. For $r \in [0, 1]$, the random and stochastic forces are: (A) $\mathbf{F}^C(r) = 10r(1-r)$, $\omega(r) = 5r(1-r)$; (B) $\mathbf{F}^C(r) = 10(1-r)$, $\omega(r) = 2r(1-r)$; (C) $\mathbf{F}^C(r) = 10r(1-r)$, $\omega(r) = 3r(1-r)$. For $r > 0$, \mathbf{F}^C and $\omega(r)$ are both zero.

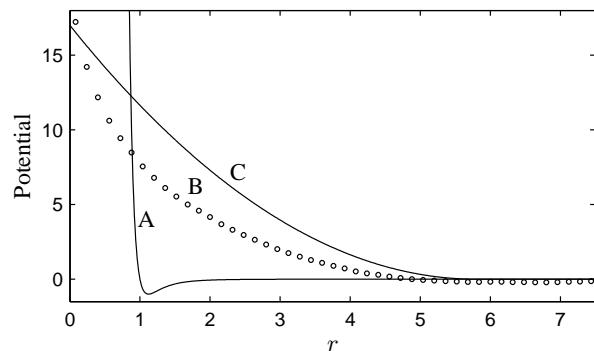


FIG. 2: A: LJ potential used to simulate the water molecules. B: The effective potential for the coarse-grained system, obtained using the inverse MC method. C: The standard DPD potential (scaled as to compare with the estimated potential). The main characteristics of DPD, soft-core repulsion and finite support, are confirmed by the retrieved potential.

scopic particle, and the mass of the particle is defined as the total mass of these molecules.

The LJ simulation was done with 1600 molecules. The parameters were chosen to represent water, with energy $\epsilon = 6.739$ meV, interaction length $\sigma_{LJ} = 0.31655$ nm, mass $m_{LJ} = 2.99 \times 10^{-26}$ kg and temperature 330 K. We used a simulation box with side length 12.48 nm and periodic boundaries. In the coarse-grained description, we used 160 particles, resulting in an average of 10 molecules per particle.

The conservative interaction was determined from the RDF by the inverse MC method discussed earlier. Fig. 2 shows the potential compared with both the LJ potential (10) and the standard DPD potential (7). The retrieved potential confirms the main characteristics of the standard DPD potential, i.e. soft-core repulsion and finite support. In the Figs. 2–4, the results are expressed in terms of LJ units. In these reduced units $\epsilon = \sigma_{LJ} = m_{LJ} = 1$.

Fig. 3 shows the FC as a function of δt , obtained from the LJ simulations. Also shown is how the FC depends on r (inset). There are two regions, separated by a dashed line, where the dynamics is qualitatively different. Consider the left region of Fig. 3. In the limit $\delta t \rightarrow 0$, the FC for the projected LJ system is given by the instantaneous value of the LJ force between the molecules; thus, the FC at $\delta t = 0$ is approximately zero. As δt increases, so does the FC. This is due to the well-known caging effect of fluids; the motion of a molecule is highly structured because of strong interactions with its nearest neighbors. Hence, on this time scale, the uncorrelated (white) noise approximation in DPD is not valid. To the right of the dashed line, the FC is approximately linear (solid lines in Fig. 3). On this time scale, the fluid approaches a local thermal equilibrium on the length scale of the coarse-grained particles, determined by: the local concentration, local average velocity and kinetic energy [21]. As a consequence, the velocities of the coarse-grained particles can be written as the sum of two terms, the local average velocity and white noise (corresponding to the fluctuations around the local equilibrium).

In order to represent the coarse-grained LJ system as a DPD system, we identify the DPD particles with the coarse-grained particles. Especially, the velocity of a DPD particle corresponds to the local equilibrium velocity of the fluid. Hence, the time scale above which we can define a closed coarse-grained dynamics is determined by the onset of the linear region. Our method finds an $\omega(r)$ such that the DPD dynamics has an FC that matches the FC of the coarse-grained system, in the right region of Fig. 3. We use the linear expansion (9) valid for the DPD system to determine $\omega(r)$: extrapolating the lines in Fig. 3 to $\delta t = 0$ gives the corresponding values of $\omega^2(r)$. A simple way to do this is by Richardson extrapolation between two measurements of the FC, say for δt and $2\delta t$, to remove the terms of second order in δt in Eq. (9). This gives the third order approximation for $\omega^2(r)$ shown in Fig. 4. An alternative approach is to do a linear fit for each value of r .

The functional form of the stochastic interaction, $\omega(r)$, differs significantly from the heuristic function (8) used in most DPD studies (c.f. Fig. 4). It is clear that, while $\omega(r)$ does not affect the thermal equilibrium [12], together with the conservative interactions it does affect both the path towards equilibrium as well as fluctuations around the equilibrium. Thus, we conclude that the measured interactions can be used to simulate systems out of (global) equilibrium. We expect DPD with interactions determined by our method, to give a more accurate approach toward equilibrium compared to methods that rely on the conservative interactions alone, or are combined with heuristic estimates of the stochastic interactions.

We emphasize the importance of the results of this Letter. First, the interactions estimated through the bottom-up approach clearly demonstrate a deviation from standard DPD interactions, see Fig. 4. Second, and even more important, it is shown that the obtained mesoscopic description is closed. Hence it can be argued that DPD with the derived interactions faithfully represents the microscopic dynamics on the coarse-

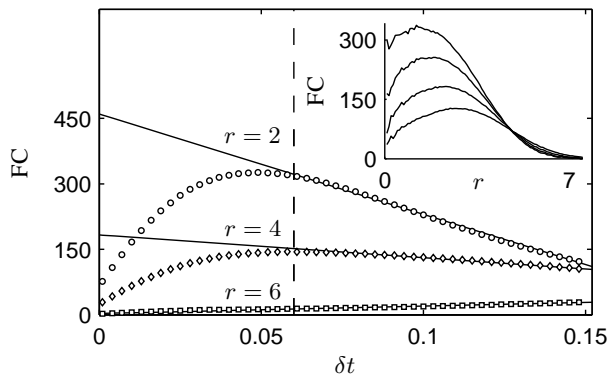


FIG. 3: The FC as a function of δt (symbols), for three values of r (shown by each curve). The FC is approximately linear for large enough δt (to the right of the dashed line). For each value of r , the extrapolation of this region (indicated by solid lines) to $\delta t = 0$ determines the values of $\omega^2(r)$ [c.f. (9)]. Inset: The FC as a function of r , for $\delta t = 0.06$ (top), 0.09, 0.12 and 0.15 (bottom). It is clear that the terms proportional to δt are not negligible in Eq. (9).

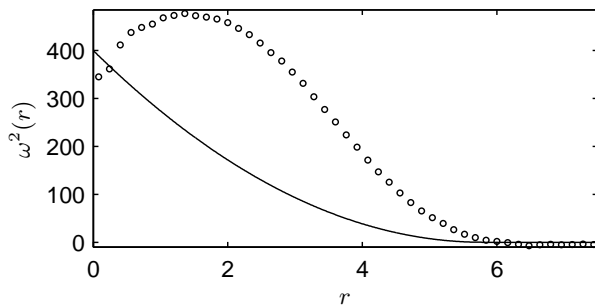


FIG. 4: The plotted circles show the estimate of $\omega^2(r)$, calculated from the FC using Richardson extrapolation, c.f. Fig. 3. The solid line is $\omega^2(r)$, using the DPD form in Eq. (8), with the same cut off distance as for the conservative potential in Fig. 2. The estimated stochastic interaction differs significantly from the function commonly used in DPD studies.

grained level. It should be noted that the assumption of local equilibrium must still hold. If the non-equilibrium effects are too strong, the DPD description will not close.

It is a generic property of Mori-Zwanzig projections that the coarse-grained description breaks down at small time-scales [18]. The mesoscopic time-scale must be long enough that the fast degrees of freedom in the system decorrelates into white noise. Our system is a clear example of this.

The resulting conservative and stochastic interactions depend not only on the underlying microscopic description but also on the projection used to define the mesoscopic degrees of freedom. It is less clear how strong this dependence is, and it remains to be investigated how the effective interactions depend on e.g. the density of cluster centers, and whether one obtains different results with soft clustering [10] rather than the projection used in this Letter.

The present study concerns only bulk fluid, but it is straightforward to extend the method to systems with particles of sev-

eral different types. Such an extension would allow for simulations of biomolecules, such as lipids and membranes, which has been one of the most important applications of the DPD method [7]. For these systems, both spatial and time scales necessitate the use of mesoscopic methods.

Acknowledgments: This work was funded (in part) by the EU integrated project FP6-IST-FET PACE, by EMBIO, a European Project in the EU FP6 NEST Initiative, and by the Research Council of Norway. We thank the European Center for Living Technology (ECLT) in Venice, Italy, for providing excellent conditions for a workshop in the fall of 2006 where large parts of the work were mapped out.

-
- [1] U. Frisch, B. Hasslacher, and Y. Pomeau, *Europhysics Letters* **56**, 1505 (1986).
 - [2] D. C. Rapaport, *The Art of Molecular Dynamics Simulation* (Cambridge University Press, Cambridge, U.K., 1997).
 - [3] J. Monaghan, *Ann. Rev. Astron. Astrophys.* **30**, 543 (1992).
 - [4] P. J. Hoogerbrugge and J. M. V. A. Koelman, *Europhysics Letters* **19**, 155 (1992).
 - [5] R. D. Groot and P. B. Warren, *J. Chem. Phys.* **107**, 4423 (1997).
 - [6] J. C. Shillcock and R. Lipowsky, *J. Chem. Phys.* **117**, 5048 (2002).
 - [7] S. Yamamoto, Y. Maruyama, and S. Hyodo, *J. Chem. Phys.* **116**, 5842 (2002).
 - [8] S. Yamamoto and S. Hyodo, *J. Chem. Phys.* **118**, 7937 (2003).
 - [9] S. Y. Trofimov, E. L. F. Nies, and M. A. J. Michels, *J. Chem. Phys.* **117**, 9383 (2002).
 - [10] E. G. Flekkøy, P. V. Coveney, and G. Fabbri, *Physical Review E* **62**, 2140 (2000).
 - [11] P. Español and M. Serrano, *Phys. Rev. E* **59**, 6340 (2002).
 - [12] P. Español and P. Warren, *Europhysics Letters* **30**, 191 (1995).
 - [13] E. G. Flekkøy and P. V. Coveney, *Physical Review Letters* **83**, 1775 (1999).
 - [14] P. Español, in *Novel Methods in Soft Matter Simulations*, edited by M. Karttunen, I. Vattulainen, and A. Lukkarinen (Springer, 2003), pp. 69–115.
 - [15] R. M. Füchslin, A. Eriksson, H. Fellermann, and H. Ziock, *arXiv:cond-mat/0703682v1 [cond-mat.soft]* (2007).
 - [16] P. Español, *Phys. Rev. E* **57**, 2930 (1998).
 - [17] R. Zwanzig, *Journal of Chemical Physics* **33**, 1338 (1960).
 - [18] R. Zwanzig, *Nonequilibrium Statistical Mechanics* (Oxford University Press, 2002).
 - [19] H. Mori, *Progress of Theoretical Physics* **33**, 423 (1965).
 - [20] H. Mori, *Physical Review* **112**, 1829 (1958).
 - [21] M. H. Ernst, E. H. Hauge, and J. M. J. van Leeuwen, *Phys. Rev. A* **4**, 2055 (1971).
 - [22] R. Zwanzig and M. Bixon, *Phys. Rev. A* **2**, 2005 (1970).
 - [23] B. M. Forrest and U. W. Suter, *J. Chem. Phys.* **102**, 7256 (1995).
 - [24] N. Almaraz and E. Lomba, *Physical Review E* **68** (2003).
 - [25] A. Lyubartsev, M. Karttunen, I. Vattulainen, and A. Laaksonen, *Soft Materials* **1**, 121 (2003).
 - [26] T. Murtola, E. Falck, M. Patra, M. Karttunen, and I. Vattulainen, *J. Chem. Phys.* **121**, 9156 (2004).
 - [27] R. Henderson, *Physics Letters* **49A**, 197 (1974).
 - [28] A. Lyubartsev and A. Laaksonen, *Physical Review E* **52**, 3730 (1995).