

Determining the interactions in dissipative particle dynamics from molecular dynamics

Anders Eriksson, Martin Nilsson Jacobi, Johan Nyström, and Kolbjørn Tunstrøm
*Complex Systems Group, Department of Energy and Environment,
Chalmers University of Technology, 41296 Göteborg, Sweden*

We present a bottom-up approach for determining the functional forms of the effective interactions in dissipative particle dynamics (DPD). Both the conservative and the stochastic part of the interactions are obtained from a projected trajectory of the microscopic system. The radial distribution function and the force covariance tensor in the Kramer-Moyal expansion uniquely determine the effective interactions in the coarse-grained model. We test the method on molecular dynamics simulations of a Lennard-Jones fluid, and demonstrate that the coarse-graining scheme produces a closed mesoscopic dynamics. The estimated functional forms, in particular the stochastic part, differ from those used in the standard DPD. We argue that the resulting modified DPD model can be used to study systems out of equilibrium.

It is the long-standing aim of molecular simulations to elucidate mechanisms that cannot be directly observed in experiments, or understood in terms of more abstract models. Though extremely successful in many areas, when applied to mesoscopic systems, such as membranes or complex fluids, one often finds that the relevant time and length scales on which important mechanisms take place are beyond the reach of direct, detailed, simulations. As a consequence of this restriction, several coarse-grained methods have been developed to allow for a larger time span to be reached. Well known examples are lattice gases [1], united atoms [2], smoothed particle hydrodynamics [3] and dissipative particle dynamics (DPD) [4]. In this Letter we focus on DPD.

Since its introduction in 1992, DPD has been established as a standard method for mesoscopic simulation. It has been used to study e.g. complex fluids [5], spontaneous self-assembly of amphiphilic molecules into bilayered membranes [6], vesicles [7, 8], and hydrodynamics [9]. Despite its popularity, the question of how accurately DPD represents the underlying molecular system has still not been fully resolved [10, 11]. In standard DPD the functional form of the interactions between the mesoscopic particles are chosen more or less heuristically (subject to the fluctuation-dissipation constraint [12]), with the interaction strengths calibrated to fit macroscopic observables, usually the compressibility and the diffusion rate [5]. Several authors, e.g. [10, 13, 14], have established bottom-up connections between micro- and mesoscale models. In addition, the model can be consistently applied at large length scales [15]. While these studies are of great theoretical and conceptual value, no practical method has yet been presented for calculating the functional form of the effective interactions in the coarse-grained models.

To obtain a well-defined bottom-up scheme, the dynamics of the coarse-grained DPD particles must be defined through a projection of the microscopic trajectories. The problem is to find a self-contained representation of the system at the coarse-grained level, i.e. to determine all interactions in the DPD model. In this Letter we present a method for doing this. The method uses data from simulation of the microscopic system, and all necessary calculations are easily carried out in real applications. Our results are important for two reasons: They can provide a solid base for evaluating the applicabil-

ity of DPD coarse graining schemes; and they specify how to adapt the DPD method to model different systems.

The remainder of the Letter is organized as follows: First, we briefly recapitulate the standard DPD model. Second, we establish our method, and as a consistency check apply the method to regular DPD simulations. Third, we demonstrate the method by applying it to the projection by Flekkøy et al. [10] of a Lennard-Jones fluid. Finally, we discuss how the resulting interactions differ from those used in standard DPD.

The DPD technique has its theoretical foundations in Mori-Zwanzig theory on projection operators [16, 17, 18, 19]. In brief, the theory states that given a microscale dynamics, a lower dimensional representation can be formally attained through a projection of the phase space, where fast degrees of freedom are treated as Markovian (white) noise [16]. This framework can be applied to molecular dynamics. Naturally, the closure of the coarse-grained model depends on the choice of projection. For example, the DPD method assumes a projection resulting in a mesoscopic model characterized as a particle based Langevin dynamics with pairwise and opposed forces. The internal degrees of freedom in the mesoscopic particles give rise to dissipation and noise, which is captured by non-conservative pairwise interactions.

Both the conservative and non-conservative interactions in DPD are modeled by central forces obeying Newton's third law, ensuring that (angular) momentum is conserved [4]. Sufficiently close to equilibrium, one obtains the classical result [20] of the asymptotic $t^{-d/2}$ decay of the velocity autocorrelation (d is the dimensionality of the system) corresponding to the emergence of hydrodynamical modes in the fluid.

In its simplest form, the equations of motion for a DPD model with mesoscopic particles positioned at \mathbf{r}_i , with velocities \mathbf{v}_i and momenta \mathbf{p}_i can be written as a system of Langevin equations

$$\begin{aligned}\dot{\mathbf{r}}_i &= \mathbf{v}_i, \\ \dot{\mathbf{p}}_i &= \sum_{j \neq i} [\mathbf{F}_{ij}^C + \mathbf{F}_{ij}^D + \mathbf{F}_{ij}^S],\end{aligned}\quad (1)$$

where \mathbf{F}_{ij}^C , \mathbf{F}_{ij}^D and \mathbf{F}_{ij}^S are the conservative, dissipative and stochastic forces between particle i and j . Español and Warren [12] showed that an appropriate choice for the dissipative

and stochastic forces is given by

$$\begin{aligned}\mathbf{F}_{ij}^D &= -\omega^D(r_{ij})(\mathbf{e}_{ij} \cdot \mathbf{v}_{ij})\mathbf{e}_{ij}, \\ \mathbf{F}_{ij}^S &= \omega^S(r_{ij})\mathbf{e}_{ij}\zeta_{ij},\end{aligned}$$

where r_{ij} is the distance between particles j and i , \mathbf{v}_{ij} is the corresponding difference in velocities and \mathbf{e}_{ij} is the unit vector pointing from j to i . $\omega^D(r_{ij})$ and $\omega^S(r_{ij})$ are scalar functions of the distance r_{ij} , describing friction and noise respectively. $\zeta_{ij} = \zeta_{ji}$ is interpreted as a Gaussian white noise term with mean zero and covariance

$$\langle \zeta_{ij}(t)\zeta_{i'j'}(t') \rangle = (\delta_{ii'}\delta_{jj'} + \delta_{ij'}\delta_{ji'})\delta(t-t'),$$

where δ_{ij} and $\delta(t)$ are the Kronecker and Dirac delta functions. Assuming that the equilibrium distribution of a DPD system is given by the canonical ensemble, the fluctuation-dissipation theorem leads to a relation between the dissipative and stochastic parts [12]:

$$\omega^D(r) = (2k_B T)^{-1}[\omega^S(r)]^2. \quad (2)$$

For simplicity, we drop the superscript and write $\omega(r) \equiv \omega^S(r)$. Using this together with (2) in the Langevin equations (1) establishes the general form of the DPD dynamics. Both the conservative force \mathbf{F}_{ij}^C and the scalar function $\omega(r)$ depend on the particular system of interest and need to be determined to obtain the correct DPD model. In reality, this is the difficult part of DPD, and also the rationale behind the heuristic approach in deciding the interactions. As an example, the common practice for fluid like systems is to apply linear functions with a cutoff radius r_c :

$$\begin{aligned}\mathbf{F}_{ij}^C(r_{ij}) &= a_{ij}\chi_{ij}\left(1 - \frac{r_{ij}}{r_c}\right)\mathbf{e}_{ij}, \\ \omega(r_{ij}) &= \sigma\chi_{ij}\left(1 - \frac{r_{ij}}{r_c}\right),\end{aligned} \quad (3)$$

where a_{ij} is the strength of the conservative force between particles i and j , σ is the amplitude of the noise, and χ_{ij} is one for $r_{ij} \leq r_c$ and zero elsewhere.

The motivation for a repulsive conservative force was originally a measurement of the effective potential for the interaction between particles in a Lennard-Jones fluid [5, 21]. More generally applicable methods for estimating the conservative interactions are based on the radial distribution function (RDF) in thermal equilibrium [22, 23, 24]. In these reports, the estimate of the conservative force is obtained using a result by Henderson [25], stating that two pairwise potentials giving rise to the same radial distribution function cannot differ by more than an additive constant. The importance of this theorem lies in the one-to-one correspondence: Find a potential that reproduces the original RDF, and that potential must be correct up to an additive constant. The conservative interactions in the DPD model are determined by the RDF alone, and hence independent of the stochastic interactions. This approach can therefore be used to estimate the conservative interactions in a DPD system. In our method, we use the

inverse Monte Carlo approach by Lyubartsev and Laaksonen [26], which finds a potential giving rise to the desired RDF.

The main contribution of this Letter lies in resolving the stochastic part of the interactions. Through a Kramer-Moyal expansion of Eq. (1), $\omega(r)$ is related to the trace of the force covariance tensor (FCT) $\langle \delta\mathbf{p}_i \cdot \delta\mathbf{p}_j \rangle$:

$$\begin{aligned}\langle \delta\mathbf{p}_i \cdot \delta\mathbf{p}_j \rangle &= -\langle \omega^2(r_{ij}) \rangle \delta t + \sum_{k \neq i, l \neq j} \langle \mathbf{F}_{ik} \cdot \mathbf{F}_{jl} \rangle \delta t^2 \\ &- \sum_{k \neq i, l \neq j} \frac{\langle \omega^2(r_{ik})\omega^2(r_{jl}) \mathbf{e}_{ik} \cdot \mathbf{v}_{ik} \mathbf{e}_{jl} \cdot \mathbf{v}_{jl} \mathbf{e}_{ik} \cdot \mathbf{e}_{jl} \rangle}{(2k_B T)^2} \delta t^2 \\ &- \sum_{k \neq i, l \neq j} \frac{\langle \omega^2(r_{ik}) \mathbf{e}_{ik} \cdot \mathbf{v}_{ik} \mathbf{e}_{ik} \cdot \mathbf{F}_{jl} \rangle}{2k_B T} \delta t^2 + O(\delta t^3).\end{aligned} \quad (4)$$

In any particle based simulation, the expected FCT is easily measured, making it possible to extract $\omega^2(r)$. As will be discussed later, how to do this in practice depends on whether or not the limit $\delta t \rightarrow 0$ is well defined.

At this point we have established the principles behind our method. An important consistency check is to apply the method to standard DPD simulations, where the dynamics is truly Langevinian. This was done by performing several DPD simulations with different functional forms of both $\mathbf{F}_{ij}^C(r)$ and $\omega(r)$. Using standard DPD units the simulation region was a periodic cubic box with side length $L = 8.7359$, with 3 particles per volume unit, giving a total of 2000 particles. From the simulations, the RDF and the FCT were calculated for 100 r -values in the range 0 to 1.75, after which the RDF had converged to 1.0. The timestep size used was very small ($\delta t = 10^{-4}$) compared to a normal DPD simulation. The reason for this is to approach the limit of small δt , so that the terms of second order in δt can be ignored in Eq. (4). $\omega^2(r)$ is then given simply by $-\langle \delta\mathbf{p}_i \cdot \delta\mathbf{p}_j \rangle / \delta t$.

In all cases the method accurately recreated the DPD interactions used in the simulations. Fig. 1 shows the results of recreating $\omega^2(r)$ for three different functional forms. The conservative potential was also varied (see figure caption for details), but plots of recreated potentials from these simulations have not been included.

As an important example, we apply our method to estimate the effective interactions of a coarse-grained two-dimensional Lennard-Jones fluid. The microscopic particles interact according to the standard pairwise potential

$$V(r_{LJ}) = 4\epsilon \left[(\sigma_{LJ}/r_{LJ})^{12} - (\sigma_{LJ}/r_{LJ})^6 \right], \quad (5)$$

where r_{LJ} is the distance between pairs of molecules. Following Flekkøy et al. [10], the coarse-grained dynamics is expressed in terms of a set of n mesoscopic particles, defined by their position coordinates \mathbf{r}_i , velocities \mathbf{v}_i , and masses m_i . The instantaneous velocity of mesoscopic particle i is defined as the sum of the velocities of the molecules for which i is the nearest mesoscopic particle, and the mass of the particle is defined as the total mass of these molecules.

The Lennard-Jones simulation was done with 1600 molecules. The parameters were chosen to represent wa-

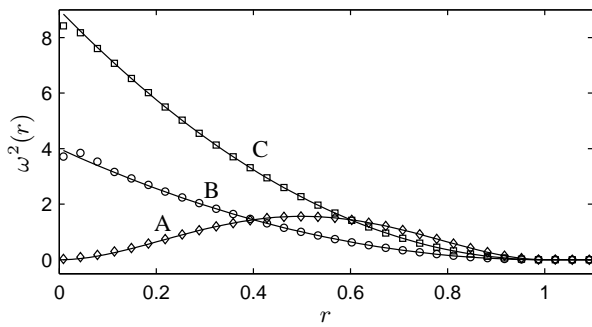


FIG. 1: The plots show three different functional forms of $\omega^2(r)$ recreated from measurements of $\langle \delta \mathbf{p}_i \cdot \delta \mathbf{p}_j \rangle / \delta t$. The different lines represent exact functional forms used in the simulations, whereas \diamond , \circ and \square show the recreated values. Plots A and C are from DPD simulations with conservative forces of the form $r(1 - r/r_c)$. In B, the standard linear conservative force (3) was used.

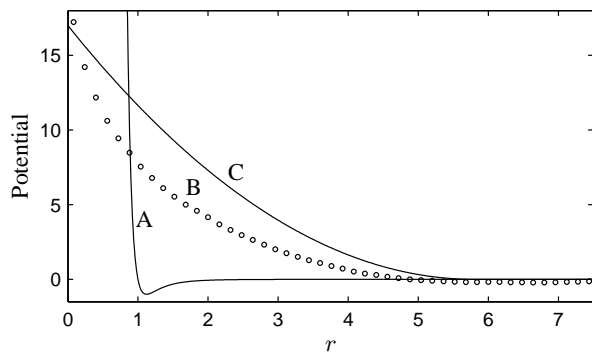


FIG. 2: A: Lennard-Jones potential used to simulate the water molecules. B: The effective potential for the coarse-grained system, obtained using the inverse Monte Carlo method. C: The standard DPD potential (scaled as to compare with the estimated potential). The main characteristics of DPD, soft-core repulsion and finite support, are confirmed by the retrieved potential.

ter, with energy $\epsilon = 6.739$ meV, interaction length $\sigma_{LJ} = 0.31655$ nm, mass $m_{LJ} = 2.99 \cdot 10^{-26}$ kg and temperature 330 K. We used a simulation box with side length 12.48 nm and periodic boundaries. In the coarse-grained description, we used 160 mesoscopic particles, resulting in an average of 10 Lennard-Jones particles per coarse-grained particle.

The conservative interactions were determined from the RDF by the inverse Monte Carlo method discussed earlier. Fig. 2 shows the potential compared with both the Lennard-Jones potential (5) and the standard DPD potential (scaled as to compare the functional forms). The retrieved potential confirms the main characteristics of the standard DPD potential, i.e. soft-core repulsion and finite support. In the Fig. 2-5, the results will be expressed in terms of Lennard-Jones units. In these reduced units $\epsilon = \sigma_{LJ} = m_{LJ} = 1$.

As described earlier, $\omega^2(r)$ can be estimated from $\langle \delta \mathbf{p}_i \cdot \delta \mathbf{p}_j \rangle / \delta t$ for a Langevin system in the limit $\delta t \rightarrow 0$. However, this limit does not make sense when the coarse-grained dynamics follows from a projection of a microscopic

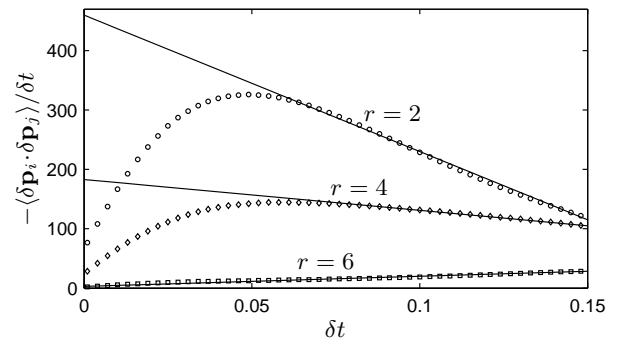


FIG. 3: The To obtain the functional form of $\omega^2(r)$, the linear region of $\langle \delta \mathbf{p}_i \cdot \delta \mathbf{p}_j \rangle / \delta t$ is extrapolated to the $\delta t \rightarrow 0$ limit, where only the first order term of (4) is non-zero. The intersection of the regression line with the y-axis hence equals $\omega^2(r)$. Results for three representative r -values (A: $r = 2$, B: $r = 4$ and C: $r = 6$) were used.

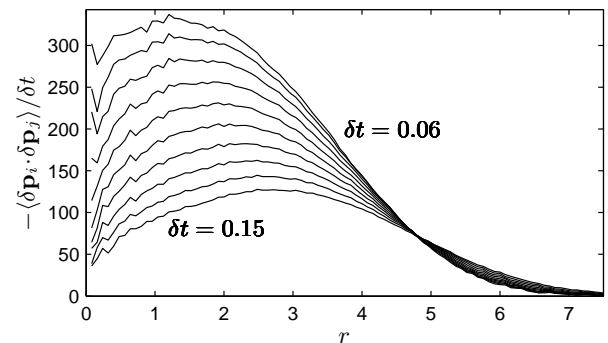


FIG. 4: Measurements of $\langle \delta \mathbf{p}_i \cdot \delta \mathbf{p}_j \rangle / \delta t$ plotted for different δt -values in the range 0.06 to 0.15. It is clear that terms of higher order in δt are not negligible in Eq. (4).

system. This is due to the well-known caging-effect in the Lennard-Jones system; on short time scales, the motion of a microscopic particle is highly structured due to the strong interaction with its nearest neighbors, making the uncorrelated (white) noise approximation invalid in this limit. This breakdown is clearly visible in Fig. 3, where $\langle \delta \mathbf{p}_i \cdot \delta \mathbf{p}_j \rangle / \delta t$ strongly deviates from the straight line we would expect from a Langevin dynamics. The significant contribution from the terms of second order in δt is also seen in Fig. 4, where the FCT is plotted for different values of δt . A way to work around this problem is to use the information contained in $\langle \delta \mathbf{p}_i \cdot \delta \mathbf{p}_j \rangle$ for two different time steps, say δt and $2\delta t$, both in the linear region in Fig. 3. One way to do this is to apply Richardson extrapolation between the measurements. The terms of second order in δt in Eq. (4) can then be removed to obtain a third order approximation for $\omega^2(r)$, shown in Fig. 5. One could also do a linear fit for each value of r .

Fig. 5 shows how the functional form of the stochastic interaction, $\omega(r)$, differs significantly from the heuristic function used in most DPD studies. We therefore expect DPD, using the estimated interactions, to give a more accurate approach

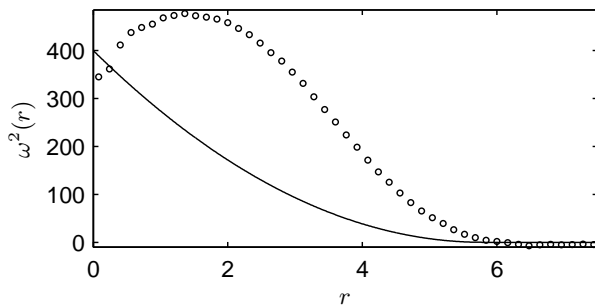


FIG. 5: The plotted circles show the estimate of $\omega^2(r)$, calculated from $\langle \delta \mathbf{p}_i \cdot \delta \mathbf{p}_j \rangle$ using Richardson extrapolation, c.f. Fig. 3. The solid line is $\omega^2(r)$, using the DPD form in Eq. (3), with the same cut off distance as for the conservative potential in Fig. 2. We observe that the estimated stochastic interaction differs significantly from the function commonly used in DPD studies, and expect the modified DPD to give a more accurate relaxation towards equilibrium.

toward equilibrium compared to methods that rely on the conservative interactions alone, or combined with heuristic estimates of the stochastic interactions.

We emphasize the importance of the results of this Letter. First, the interactions estimated through the bottom-up approach clearly demonstrate a deviation from standard DPD interactions. Second, and even more important, it is shown that the obtained mesoscopic description is closed. Hence it can be argued that DPD with the derived interactions faithfully represents the microscopic dynamics on the coarse-grained level.

The closure can be explained as follows: on the time scale where the force covariance tensor (4) approaches its asymptotic form, as illustrated in Fig. 3, the underlying particles approach local thermal equilibrium, determined by local particle concentration, a local average velocity and kinetic energy [20]. It is at this point where hydrodynamic modes start to appear in the fluid [20, 27], giving rise to the celebrated $t^{-d/2}$ tail in the velocity autocorrelation.

It is clear that, while $\omega(r)$ does not affect the thermal equilibrium, together with the conservative interactions it does affect both the path towards equilibrium as well as fluctuations around the equilibrium. Thus, we conclude that the measured interactions can be used to simulate systems out of (global) equilibrium. It should be noted that the assumption of local equilibrium must still be valid. If the non-equilibrium effects are too strong, it is likely that the closure of the DPD description will break down.

The resulting conservative and stochastic interactions depend not only on the underlying microscopic description but also on the projection used to define the mesoscopic degrees of freedom. It is less clear how strong this dependence is, and it remains to be investigated how the effective interactions depend on e.g. the density of cluster centers, and whether one obtains different results with soft clustering [10] rather than the projection used in this Letter.

The present study concerns only bulk fluid, but it is straight-

forward to extend the method to systems with particles of several different types. Such an extension would allow for simulations of biomolecules, such as lipids and membranes, which has been one of the most important applications of the DPD method [7]. For these systems, both spatial and time scales necessitate the use of mesoscopic methods.

Acknowledgments: This work was funded (in part) by the EU integrated project FP6-IST-FET PACE, by EMBIO, a European Project in the EU FP6 NEST Initiative, and by the Research Council of Norway. We also wish to thank the European Center for Living Technology (ECLT) in Venice, Italy, for providing excellent conditions for our workshop, where large parts of the work were mapped out.

-
- [1] U. Frisch, B. Hasslacher, and Y. Pomeau, *Europhysics Letters* **56**, 1505 (1986).
 - [2] D. C. Rapaport, *The Art of Molecular Dynamics Simulation* (Cambridge University Press, Cambridge, U.K., 1997).
 - [3] J. Monaghan, *Ann. Rev. Astron. Astrophys.* **30**, 543 (1992).
 - [4] P. J. Hoogerbrugge and J. M. V. A. Koelman, *Europhysics Letters* **19**, 155 (1992).
 - [5] R. D. Groot and P. B. Warren, *J. Chem. Phys.* **107**, 4423 (1997).
 - [6] J. C. Shillcock and R. Lipowsky, *J. Chem. Phys.* **117**, 5048 (2002).
 - [7] S. Yamamoto, Y. Maruyama, and S.-a. Hyodo, *J. Chem. Phys.* **116**, 5842 (2002).
 - [8] S. Yamamoto and S. Hyodo, *J. Chem. Phys.* **118**, 7937 (2003).
 - [9] S. Y. Trofimov, E. L. F. Nies, and M. A. J. Michels, *J. Chem. Phys.* **117**, 93879394 (2002).
 - [10] E. G. Flekkøy, P. V. Coveney, and G. Fabirriis, *Physical Review E* **62**, 2140 (2000).
 - [11] P. Español and M. Serrano, *Phys. Rev. E* **59**, 6340 (2002).
 - [12] P. Español and P. Warren, *Europhysics Letters* **30**, 191 (1995).
 - [13] E. G. Flekkøy and P. V. Coveney, *Physical Review Letters* **83**, 1775 (1999).
 - [14] P. Español, in *Novel Methods in Soft Matter Simulations*, edited by M. Karttunen, I. Vattulainen, and A. Lukkarinen (Springer, 2003), pp. 69–115.
 - [15] R. M. Fuchsli, A. Eriksson, H. Fellermann, and H.-J. Ziock, Submitted to *J. Chem. Phys.* (2007).
 - [16] R. Zwanzig, *Journal of Chemical Physics* **33**, 1338 (1960).
 - [17] R. Zwanzig, *Nonequilibrium Statistical Mechanics* (Oxford University Press, 2002).
 - [18] H. Mori, *Progress of Theoretical Physics* **33**, 423 (1965).
 - [19] H. Mori, *Physical Review* **112**, 1829 (1958).
 - [20] M. H. Ernst, E. H. Hauge, and J. M. J. van Leeuwen, *Phys. Rev. A* **4**, 2055 (1971).
 - [21] B. M. Forrest and U. W. Suter, *J. Chem. Phys.* **102**, 7256 (1995).
 - [22] N. Almaraz and E. Lomba, *Physical Review E* **68** (2003).
 - [23] A. Lyubartsev, M. Karttunen, I. Vattulainen, and A. Laaksonen, *Soft Materials* **1**, 121 (2003).
 - [24] T. Murtola, E. Falck, M. Patra, M. Karttunen, and I. Vattulainen, *J. Chem. Phys.* **121**, 9156 (2004).
 - [25] R. Henderson, *Physics Letters* **49A**, 197 (1974).
 - [26] A. Lyubartsev and A. Laaksonen, *Physical Review E* **52**, 3730 (1995).
 - [27] R. Zwanzig and M. Bixon, *Phys. Rev. A* **2**, 2005 (1970).