

# The Araucaria Project. The Distance to the Local Group Galaxy WLM from Cepheid Variables discovered in a Wide-Field Imaging Survey <sup>1</sup>

Grzegorz Pietrzyński

Universidad de Concepción, Departamento de Física, Astronomy Group, Casilla 160-C,  
Concepción, Chile

Warsaw University Observatory, Al. Ujazdowskie 4,00-478, Warsaw, Poland

Wolfgang Gieren

Universidad de Concepción, Departamento de Física, Astronomy Group, Casilla 160-C,  
Concepción, Chile

Andrzej Udalski

Warsaw University Observatory, Aleje Ujazdowskie 4, PL-00-478, Warsaw, Poland

Igor Soszyński

Universidad de Concepción, Departamento de Física, Astronomy Group, Casilla 160-C,  
Concepción, Chile

Warsaw University Observatory, Aleje Ujazdowskie 4, PL-00-478, Warsaw, Poland

Fabio Bresolin

Institute for Astronomy, University of Hawaii at Manoa, 2680 Woodlawn Drive, Honolulu  
HI 96822, USA

Rolf-Peter Kudritzki

Institute for Astronomy, University of Hawaii at Manoa, 2680 Woodlawn Drive, Honolulu  
HI 96822, USA

Alejandro Garcia

Universidad de Concepción, Departamento de Física, Astronomy Group, Casilla 160-C,  
Concepción, Chile

Dante Minniti

Pontificia Universidad Católica de Chile, Departamento de Astronomía y Astrofísica,  
Casilla 306, Santiago 22, Chile

Ronald Mennickent

---

<sup>1</sup>Based on observations obtained with the 1.3 m telescope at the Las Campanas Observatory.

Universidad de Concepción, Departamento de Física, Astronomy Group, Casilla 160-C,  
Concepción, Chile

Olaf Szewczyk

Warsaw University Observatory, Aleje Ujazdowskie 4, PL-00-478, Warsaw, Poland

Michał Szymański

Warsaw University Observatory, Aleje Ujazdowskie 4, PL-00-478, Warsaw, Poland

Marcin Kubiak

Warsaw University Observatory, Aleje Ujazdowskie 4, PL-00-478, Warsaw, Poland

Lukasz Wyrzykowski

Warsaw University Observatory, Aleje Ujazdowskie 4, PL-00-478, Warsaw, Poland  
Institute of Astronomy, University of Cambridge, Madingley Road, CB3 0HA, UK

## ABSTRACT

We have conducted an extensive wide-field imaging survey for Cepheid variables in the Local Group irregular galaxy WLM. From data obtained on 101 nights, we have discovered 60 Cepheids which include 14 of the 15 Cepheid variables previously detected by Sandage and Carlson. Down to a period of 3 days, our Cepheid survey in WLM should be practically complete. Importantly, we have found for the first time a long-period Cepheid ( $P=54.2$  days) in this galaxy, alleviating the puzzle that WLM with its many blue, massive stars does not contain Cepheids with periods longer than about 10 days. Our data define tight period-luminosity relations in V, I and the reddening-free Wesenheit magnitude  $W_I$  which are all extremely well fit by the corresponding slopes of the LMC Cepheid PL relation, suggesting no change of the PL relation slope down to a Cepheid metal abundance of about  $-1.0$  dex, in agreement with other recent studies. We derive a true distance modulus to WLM of  $25.144 \pm 0.03$  (r)  $\pm 0.07$  (s) mag from our data, in good agreement with the earlier  $24.92 \pm 0.21$  mag determination of Lee, Freedman and Madore (1993a) from Cepheid variables. The quoted value of the systematic uncertainty does not include the contribution from the LMC distance which we have assumed to be 18.50 mag, as in the previous papers in our project.

*Subject headings:* distance scale - galaxies: distances and redshifts - galaxies: individual: WLM - galaxies: stellar content - stars: Cepheids

## 1. Introduction

In our ongoing Araucaria Project, we are improving on the usefulness of a number of stellar distance indicators by determining their environmental dependences from a study of these objects in nearby galaxies with largely different environmental parameters. We have described our approach and motivations to improve the local calibration of the extragalactic distance scale in a number of previous papers (Pietrzynski et al. 2002; Gieren et al. 2005a). Among the known stellar methods of distance determination Cepheid variables continue to be the most powerful standard candles to determine the distances to galaxies out to about 10 Mpc, especially when they are used in the near-infrared domain where the problems with dust absorption, particularly intrinsic to the host galaxies, can be minimized (Gieren et al. 2005b, 2006; Pietrzynski et al. 2006a; Soszynski et al. 2006). For this reason, we have made a considerable effort to discover large samples of Cepheid variables in the target galaxies of the Araucaria Project, viz. the irregular galaxies in the Local Group, and a number of spiral galaxies in the nearby Sculptor Group (we are currently expanding our work to several of the more massive spiral galaxies in both hemispheres, including M 83, M 31 and M 81). Since Cepheid variables can be most easily discovered in optical photometric bands where their light curves display the typical sawtooth shapes and the amplitudes of the light variations are large, we have performed extensive optical (VI) wide-field imaging surveys for Cepheid variables in all our target galaxies. These surveys have discovered the first-ever reported Cepheids in the Sculptor galaxies NGC 55 (Pietrzynski et al. 2006b), NGC 247 and NGC 7793 (in preparation), and have greatly enhanced the number of known Cepheids with excellent light curves in the optical V and I bands in the Local Group (NGC 6822: Pietrzynski et al. 2004; NGC 3109: Pietrzynski et al. 2006c), and in the Sculptor Group spiral galaxy NGC 300 (Gieren et al. 2004).

The last of the irregular galaxies of the Local Group for which our project has not yet provided a modern new survey for Cepheids is the WLM (Wolf-Lundmark-Melotte) galaxy. In this paper, we report on the results of such an extensive survey which has detected a large number of new Cepheid variables in WLM, greatly expanding the list of 15 Cepheid variables which had been previously discovered by Sandage and Carlson (1985; hereafter SC85) from blue and yellow photographic plates taken with the Palomar Hale 5-m and the Las Campanas 2.5-m du Pont reflectors between 1952 and 1983. All of the SC85 Cepheids in WLM have periods less than 10 days and their usefulness for distance determination had been somewhat restricted therefore. Our new Cepheid catalog given in section 3 of this paper contains 60 Cepheid variables in WLM with periods down to 1.6 days, increasing the known Cepheid population in WLM by a factor of four. Most importantly, we can also show from our data that there is one truly long-period Cepheid (54 days) in WLM—the absence of such objects had been a major puzzle which was suspected to be a consequence of the low

metallicity of the young stellar population in WLM (SC85). For distance determination, the discovery of such a long-period Cepheid variable is clearly relevant and we will exploit on it in section 4 of this paper.

Our paper is organized as follows. In section 2, we describe our observations, reductions and calibrations. In section 3, we present the catalog of Cepheid variables discovered from our wide-field images, including their periods and mean magnitudes. In section 4, we present the period-luminosity (PL) relations resulting from our new data, and use these relations to determine the distance to WLM. In section 5, we discuss our results, and in section 6 we summarize the main conclusions of this paper.

## 2. Observations, Reductions and Calibrations

All the data presented in this paper were collected with the Warsaw 1.3-m telescope at Las Campanas Observatory. The telescope was equipped with a mosaic  $8k \times 8k$  detector, with a field of view of about  $35 \times 35$  arcmin and a scale of about  $0.25$  arcsec/pix. For more instrumental details on this camera, the reader is referred to the OGLE website.<sup>2</sup> V images of WLM were secured on 101 different nights between Dec 2001 and Dec 2003. In addition, 24 I-band images were collected in 2003. The exposure time was set to 900 seconds in both filters.

Preliminary reductions (i.e. debiasing and flatfielding) were done with the IRAF<sup>3</sup> package. Then, PSF photometry was obtained for all stars in the same manner as described in Pietrzyński, Gieren and Udalski (2002). Independently, the data were reduced with the OGLE III pipeline based on the image subtraction technique (Udalski 2003; Woźniak 2000).

In order to accurately calibrate our photometry onto the standard system our target was monitored during three photometric nights in 2000 - 2006, each time together with a large number of photometric standard stars.

On September 9, 2000 WLM was observed with the OGLE II instrumental system (e.g. a one chip  $2048 \times 2048$  pixel CCD camera) together with some 20 standards from the Landolt fields spanning a wide range of colors ( $-0.14 < V-I < 1.54$ ), and observed at very different airmasses. The transformation from the OGLE II system onto the Landolt system was extremely well established from extensive observations of a large number of standard

---

<sup>2</sup><http://ogle.astroww.edu.pl/~ogle/index.html>

<sup>3</sup>IRAF is distributed by the National Optical Astronomy Observatories, which are operated by the Association of Universities for Research in Astronomy, Inc., under cooperative agreement with the NSF.

stars over several observing seasons in the course of the OGLE II project (e.g. Udalski et al. 1998, 2000). Therefore, we adopted the following transformations:

$$\begin{aligned}
 V - I &= 0.969 \times (v - i) + \text{const}_{V-I} \\
 V &= v - 0.002 \times (V - I) + \text{const}_V \\
 I &= i + 0.029 \times (V - I) + \text{const}_I
 \end{aligned}
 \tag{1}$$

where the lower case letters  $v, i$  denote the aperture instrumental magnitudes normalized to 1 sec exposure time, and the color coefficients are those derived by the OGLE team. The extinction coefficients and zero points were derived from our data. The residuals did not exceed 0.04 mag (see Fig. 1) and did not show any significant dependence on color or magnitude. The accuracy of the zero points is estimated to be better than 0.02 mag in both filters.

In order to check the color coefficients provided by the OGLE team we also derived a full set of transformation coefficients. Then the instrumental magnitudes were transformed using our coefficients and the OGLE ones, and the results were compared. The resulting differences in magnitude were smaller than 0.007 mag in each band.

We also observed WLM together with a large set of Landolt standards covering a large range of colors ( $-0.14 < V-I < 1.95$ ) and at widely different air masses with the OGLE III mosaic camera on the same 1.3 m Warsaw telescope on two different photometric nights. WLM was located on two of the 8 chips of the camera (chip 2 and chip 3). Since in principle the transformation equations for each chip may have different color coefficients and zero points, the selected sample of standard stars was observed on each of the individual chips, and transformation coefficients were derived independently for each chip, on each night. The following transformations were obtained for chips 2 and 3:

$$\begin{aligned}
 V - I &= 0.939 \times (v - i) + \text{const}_{V-I} \\
 V &= v - 0.032 \times (V - I) + \text{const}_V \\
 I &= i + 0.031 \times (V - I) + \text{const}_I \quad \text{chip2}
 \end{aligned}
 \tag{2}$$

$$\begin{aligned}
 V - I &= 0.936 \times (v - i) + \text{const}_{V-I} \\
 V &= v - 0.030 \times (V - I) + \text{const}_V
 \end{aligned}$$

$$I = i + 0.037 \times (V - I) + \text{const}_I \quad \text{chip3} \quad (3)$$

The resulting color coefficients are consistent with those derived to calibrate our mosaic data from the same telescope and camera for NGC 6822, NGC 3109 and NGC 55, other galaxies studied in the Araucaria Project (see the references given in the Introduction). It is worth noticing that the color coefficients in equations 1, 2 and 3 are very small, showing that both instrumental systems adjust very closely to the standard Cousins system.

To correct the possible small variation of the photometric zero points in V and I over the mosaic, the "correction maps" established by Pietrzynski et al. (2004) were used. These maps were already applied to correct our photometry obtained in the field of NGC 6822 (Pietrzynski et al. 2004) and NGC 3109 (Pietrzynski et al. 2006c). Comparison with other studies given in these papers revealed that these maps allow to correct the zero point variations down to a level of better than 0.03 mag.

The differences between the mosaic camera zero points obtained on the two independent photometric nights were found smaller than 0.03 mag, in each filter and for both chips. In addition, the comparison of the photometry obtained with the OGLE II and OGLE III instrumental systems revealed that the differences in the zero points in both V and I bands are smaller than 0.02 mag and do not correlate in any significant way with magnitude or color (see Fig 1). As a result of all this comparative work, we are sure that the V and I magnitudes from the two cameras used in this study are consistent at the 1-2% level. This can also be seen in the quality of the Cepheid light curves, particularly for the brightest variable, presented in Fig. 2.

In order to perform an external check of our photometry we compared it to the recent results obtained by McConnachie et al. (2005), who kindly provided us with their data. While the zero point difference in the V band is reassuringly small (about 0.02 mag, within the errors), the mean difference in I amounts to 0.22 mag, in the sense that our I magnitudes are fainter by this amount than the corresponding McConnachie et al. magnitudes for WLM stars. Also, there is a clear color trend in the sense that for blue stars, our and McConnachie's I-band magnitudes agree very well, but for redder stars there is an increasing discrepancy with McConnachie's magnitudes becoming increasingly brighter than ours. Since all the external checks on our I-band magnitudes obtained with the same telescope and cameras in our previously studied Araucaria target galaxies always yielded good agreement with the photometry of other authors, and since our mosaic camera I-band photometry agrees extremely well with the OGLE II single-chip photometry which is calibrated to better than 1%, we conclude that there must be a problem with the I-band data of McConnachie et al. whose origin remains unknown to us, but could be related to the use of a non-standard I filter in their work. Unfortunately, we are not aware of any

other source of I-band photometry for WLM we could directly compare our data with. Therefore we constructed the I band luminosity function for RGB stars in WLM using our new photometry, and measured the TRGB magnitude to be  $20.91 \pm 0.08$  mag. This result is in good agreement with the I band TRGB magnitude determinations obtained for this galaxy by Lee et al. (1993b;  $20.85 \pm 0.05$  mag), and by Minniti and Zijlstra (1997;  $20.80 \pm 0.05$  mag), indicating that our present I band photometric zero point has been correctly determined, within the stated small uncertainties. From the internal and external checks we have made, any systematic zero point error on our present I-band magnitudes is limited to less than 2%.

### 3. Cepheid Catalog

All stars identified in our photometry of WLM were searched for photometric variations with periods between 0.2 and 100 days, using the analysis of variance algorithm (Schwarzenberg-Czerny 1989). In order to distinguish the Cepheids from other types of variable stars we applied the criteria defined by Pietrzyński et al. (2002). The light curves of all the variables identified as Cepheid candidates were fit by Fourier series of order 2. We then rejected those objects with  $V$  amplitudes smaller than 0.4 mag, in agreement with the procedure we applied in the previous studies in this series. In principle, one might expect a few very low-amplitude Cepheids close to the center of the Hertzsprung progression (in the period range 10-13 days, depending on the metallicity), or located close to the red edge of the Cepheid instability strip. These latter Cepheids have decreased amplitudes due to the increased efficiency in the convective energy transport (Bono et al. 2000) but seem to be normal with respect to their luminosities, and are therefore in principle useful for distance determinations via PL relations. In our database for WLM we found only two such objects, but we decided to omit them for the distance analysis because of the poor quality of their light curves, and in order to be consistent with our earlier studies. In any case, including these objects would not change any of the results and conclusions reached in this paper.

For the 60 stars passing our selection criteria, mean  $V$  and  $I$  magnitudes were derived by integrating their light curves which had been previously converted onto an intensity scale, and converting the results back onto the magnitude scale. The periods of the 60 Cepheids in our catalog range between 1.6 and 54.2 days. The accuracy of the period values is about  $10^{-4} * P$  days. There is only one truly long-period Cepheid in WLM, variable cep001 in our catalog, which is given in Table 1. The variable with the next-longest period, cep002, has a period of 10.3 days. Since our images cover the spatial content of WLM to almost 100%, it seems that there are definitively no other Cepheids with periods longer than 10.3 days

in WLM except cep001. This bright variable had already been discovered and classified as a Cepheid by SC85 (their variable V12; entries in the "remarks" column in Table 1 give the Cepheid identifications of SC85), but due to their limited set of photographic data they determined a wrong period for this Cepheid (7.9 days). For all the other variables classified as Cepheids by SC85, their Cepheid nature is confirmed in our study, although for most variables the new periods differ quite significantly from the values given in SC85 which is not a surprise given the quality and quantity of our new data, compared to the data SC85 had at their disposal for their very important and pioneering study of the stellar content of WLM. We remark that from the 15 Cepheids discovered by SC85, two objects are not in our catalog: V40 and V67. The variable V67 of SC85 falls between the chips of the mosaic camera we used to image the WLM galaxy, and we have therefore no data for this object. Variable V40 shows a Cepheid-like light curve from our data with a period close to the one found by SC85, but its amplitude is below our threshold value which explains why it has not entered our catalog. The low amplitude of this variable is also evident in its B light curve shown in SC85.

A comparison of the light curves of the 14 Cepheids in WLM common with SC85 shows a dramatic increase in quality, and therefore in the accuracy of the periods and mean intensity magnitudes we were able to derive from our new data. In Fig. 2, we show the V- and I light curves for several of the Cepheids in our database whose quality is representative for other Cepheids of similar periods. One can see that down to a period of 3 days, corresponding to a mean V magnitude of about 22.2, the light curves are still very well defined and allow the determination of the mean V magnitude with a precision of about 0.05 mag. The mean I magnitudes of the Cepheids are somewhat less precise due to the smaller number of datapoints.

In Fig. 3, we show the locations of the WLM Cepheids in the V, V-I color-magnitude diagram, where they delineate the expected Cepheid instability strip (Chiosi et al. 1992; Simon and Young 1997). The locations of the 60 variables in our catalog in the CMD lends further support to their correct identifications as classical Cepheids. Again, it is remarkable to see the only long-period variable in this diagram, at a V magnitude almost 2 mag brighter than all the other shorter-period, lower-mass Cepheids we see in WLM. It still seems a challenging problem for stellar evolution theory to explain the existence of just one high-mass star in the Cepheid instability strip, given the rather abundant population of young, massive stars in this galaxy, as evidenced by its blue supergiant population (Bresolin et al. 2006).

In Table 2, we report the individual V and I observations of the Cepheids in Table 1. The full Table 2 is available in electronic form.



#### 4. PL relations and distance determination

In Fig. 4, we show the V-band PL relation resulting from the data in Table 1, for the Cepheids in our sample with  $\log P$  (days)  $> 0.5$ . The corresponding I-band PL relation defined by these stars is shown in Fig. 5. These (35) objects represent the subsample which should in principle be free of the Malmquist bias which is introduced by retaining Cepheid variables close to the faint magnitude cutoff of the photometry. This bias, if not accounted for, would tend to systematically decrease the derived distance to the galaxy. A sample of Cepheids with  $\log P$  (days)  $> 0.5$  should also be reasonably free of first overtone pulsators, whose existence at very short pulsation periods was impressively shown in the LMC work of the OGLE II Project (Udalski et al. 1999). Keeping only Cepheid variables above this period cutoff also assures, in the case of the present photometry, that only Cepheid light curves of high quality are used for the distance analysis.

A closer inspection of the sample of Cepheids in Figs. 4 and 5 reveals three objects which are clearly too bright for their respective periods. These objects are cep028 and cep031 which stand out in both PL planes, and the star cep032 which seems too bright for its period in the I-band PL plane. These stars are likely to be strongly blended by nearby companion stars which are not resolved in our photometry, but they could also be overtone pulsators which at these periods near 4 days are still occurring, albeit in small numbers. In view of this we decided to choose the cutoff period, in the case of WLM, at  $\log P$  (days) = 0.7 (5.0 days). This choice yields the best compromise between retaining a statistically significant sample of stars for the determination of the PL relations (19 Cepheids), and avoiding a possibly significant contamination of the sample by overtone Cepheids and and/or heavily blended objects. As we will show below, the distance determination to WLM is however not significantly affected by the choice of the cutoff period—both samples, using  $\log P = 0.5$ , or 0.7 as the cutoff period, yield distance moduli to WLM which differ by only 0.05 mag, which is within the uncertainty of the present distance determination of WLM from our Cepheid photometry.

From an inspection of Figs. 4 and 5, it is obvious that the slopes of the PL relations in V and I adopted from the LMC Cepheids as given by the OGLE II Project provide excellent fits to the present data for the WLM Cepheids. Indeed, fits to a straight line to our data yield the following slopes for the PL relations:  $-2.57 \pm 0.16$ ,  $-2.93 \pm 0.12$  and  $-3.15 \pm 0.16$  in V, I and  $W_1$ , the reddening-free Wesenheit band (see Fig. 6), respectively. These values are consistent with the corresponding OGLE slopes of the LMC Cepheid PL relation of  $-2.775$ ,  $-2.977$  and  $-3.300$  (Udalski 2000) at the level of  $1 \sigma$ . In the case of WLM, the low number of long-period Cepheids and the large gap in period between 10 and 54 days make an accurate determination of the slope of the PL relations impossible, but the

data are clearly very well fit by the slopes adopted from the LMC Cepheids, supporting the conclusion that any systematic change of the PL relation slope as going from the LMC Cepheids to the more metal-poor WLM Cepheids must be very small. Our present data are certainly fully consistent with the assumption of identical slopes of the Cepheid PL relations in V, I and  $W_I$  for WLM and the LMC.

In view of this finding, we are justified to adopt the extremely well determined OGLE slopes to derive the distance to WLM, as we have already done in the previous papers of this series. This leads to the following equations: ( $\log P$  (days)  $> 0.7$ ; 19 Cepheids):

$$V = -2.775 \log P + (23.772 \pm 0.037)$$

$$I = -2.977 \log P + (23.275 \pm 0.028)$$

$$W_I = -3.300 \log P + (22.418 \pm 0.045)$$

Using the 35 Cepheids with  $\log P$  (days)  $> 0.5$ , we obtain the following results:

$$V = -2.775 \log P + (23.722 \pm 0.037)$$

$$I = -2.977 \log P + (23.214 \pm 0.030)$$

$$W_I = -3.300 \log P + (22.382 \pm 0.036)$$

Adopting, as in our previous papers, a value of 18.50 mag for the true distance modulus to the LMC, a value of  $E(B-V) = 0.02$  mag for the foreground reddening toward WLM (Schlegel et al. 1998), and the reddening law of Schlegel et al. (1998) ( $A_V = 3.24 E(B-V)$ ,  $A_I = 1.96 E(B-V)$ ) we obtain the following reddening-corrected distance moduli for WLM in the three different bands:

1. (19 Cepheids with  $\log P$  (days)  $> 0.7$ ):

$$(m - M)_0 (W_I) = 25.144 \text{ mag}$$

$$(m - M)_0 \text{ (I)} = 25.142 \text{ mag}$$

$$(m - M)_0 \text{ (V)} = 25.050 \text{ mag}$$

2. (35 Cepheids with  $\log P \text{ (days)} > 0.5$ ):

$$(m - M)_0 \text{ (W}_1\text{)} = 25.093 \text{ mag}$$

$$(m - M)_0 \text{ (I)} = 25.082 \text{ mag}$$

$$(m - M)_0 \text{ (V)} = 25.014 \text{ mag}$$

As we already mentioned above, the difference in the true distance moduli in the respective bands, for the two samples, is in the order of the uncertainty on the zero points of the respective PL relation, demonstrating that the choice of the period cutoff for the WLM Cepheid sample used for the distance determination is not a source of significant systematic error on the WLM distance. We adopt  $25.144 \pm 0.040$  (random error) mag as our best determination of the true distance modulus of WLM from the reddening-independent V-I Wesenheit magnitudes of its Cepheids. We will discuss this result, and estimate its total uncertainty in the following section.

## 5. Discussion

The current distance result for the WLM dwarf irregular galaxy is based on a sizeable sample of Cepheid variables with excellent light curves which have been mostly discovered in our present wide-field imaging survey. Very importantly, we have discovered one long-period variable which allows a check on the slope of the Cepheid PL relation in WLM and partly resolves the mystery of the absence of such stars in WLM previously discussed by Sandage and Carlson (1985). Our data in the period-mean magnitude planes in V, I and  $W_1$  are very well fit with the PL relation slopes obtained for the LMC Cepheids by the OGLE II project, further supporting the evidence that the slope of the Cepheid PL relation is independent of metallicity down to very low values of  $[\text{Fe}/\text{H}]$  or  $[\text{O}/\text{H}]$ . For WLM, the mean oxygen

abundance of 3 blue supergiant stars was recently measured to be about -0.6 dex (Bresolin et al. 2006), suggesting that its older population of Cepheid variables is likely to have a mean metallicity close to -1.0 dex, which is indeed considerably more metal-poor than the mean  $[\text{Fe}/\text{H}]$  of -0.34 dex derived for a sample of LMC Cepheids by Luck et al. (1998). This is in agreement with the result of Udalski et al. (2001) for the Cepheid PL relation in another metal-poor Local Group dwarf irregular galaxy, IC 1613, which also does not show any sign for a change of the slope of the PL relation at very low metallicities. The recent results of Gieren et al. (2005c) from a comparison of the Cepheid PL relations in the LMC and Milky Way, and of Macri et al. (2006) from a comparison of the Cepheid PL relations for two fields of very different mean metal abundance in the maser galaxy NGC 4258 observed with HST/ACS also support the constancy of the slope of the Cepheid PL relation in optical bands up to solar metallicity. Very importantly, a completely independent confirmation of this has very recently come from the HST parallaxes of a number of nearby Milky Way Cepheids derived by Benedict et al. (2006) which also suggest that there is no difference between the slope of the PL relation in the Milky Way galaxy and the LMC.

The current distance determination to WLM is subject to the several well-known sources of systematic uncertainty in such studies. We have made a great effort to calibrate our data as accurately as possible, and our discussion in section 2 in this paper shows that we can confidently assume that our photometric zero points in V and I are accurate to better than  $\pm 0.03$  mag. The sample of Cepheid variables in our study is large enough to ensure that our distance result is not severely affected by the problem of a possible incomplete filling of the instability strip. We do, however, note that the range of periods for which a complete filling of the instability strip can be assumed is rather limited (5-11 days). We recall that we are not attempting to use our data to fit slopes to the PL diagrams in Figs. 4-6 whose values would sensitively depend on the exact position of the one long-period Cepheid with respect to the ridge line in the instability strip, and rather adopt the slopes from the LMC PL relations. It is reassuring to see that the long-period Cepheid in our sample falls very close to the fitting lines in all filters, suggesting that this star is located close to the center of the Cepheid instability strip. This conclusion is also clearly supported by the position of object cep001 in the color-magnitude diagram in Fig. 3. All the physical information on this star available to us (shape of the light curve, amplitude, mean magnitude, color, period) supports that this object is a normal classical Cepheid. Although it may appear surprising, our database clearly indicates that there are no other Cepheids in the large period gap between the objects cep001 and cep002 in WLM.

Our discussion in the previous section has also shown that our adopted choice of the cutoff period, necessary to exclude overtone pulsators from the sample and to address the problem of Malmquist bias, is not affecting our distance result by more than  $\pm 0.05$

mag. The small dispersion of the data points in Fig. 6 around the mean PL relation suggests that the process of eliminating the influence of reddening (both foreground, and a possible additional variable reddening produced inside WLM itself) by the construction of the reddening-free Wesenheit magnitudes of the Cepheids has worked very well. This is likely due to the fact that our Cepheid photometry is very little affected by blending with unresolved, relatively bright nearby companion stars which is a more serious problem in the spiral galaxies of higher stellar density in our program. Yet, even in the case of NGC 300, at about twice the distance of WLM (Gieren et al. 2005b), Bresolin et al. (2005) were able to show from a comparison of ground-based data to HST/ACS data that the effect of blending on the distance modulus is less than 0.04 mag. We therefore believe that the distance modulus of WLM from the Wesenheit PL relation eliminates reddening as a significant source of systematic error in our study. Also, the fact that the distance result from the I band is practically identical to the one from the Wesenheit band seems to indicate that the total reddening affecting the WLM Cepheids in our database is very small, which in turn means that in addition to the very small 0.02 mag foreground reddening there is very little additional dust absorption *intrinsic* to WLM. A follow-up study of the WLM Cepheids in the near-IR J and K bands will shed more light on this and allow an accurate determination of any residual dust absorption inside WLM, as we have done in our previous studies in several of the target galaxies of our project. Unfortunately, so far we have not been able to collect such near-IR images of WLM under photometric conditions but hope to do so in the near future.

As a conclusion, our present distance modulus determination of WLM from the Wesenheit magnitudes of its long(er)-period Cepheid population has a total estimated systematic uncertainty of  $\pm 0.07$  mag, when the different contributions discussed above are added in quadrature. Therefore, we obtain as our best result from the current study a true distance modulus of the WLM galaxy of  $25.144 \pm 0.03$  (random)  $\pm 0.07$  (systematic) mag, equivalent to a total uncertainty of  $\pm 4\%$ . This estimation of the total uncertainty does *not* include, however, the uncertainty on our adopted value of 18.50 mag for the distance of the LMC. A thorough discussion of this value will be provided in a forthcoming paper once the Cepheid distances to all Araucaria project target galaxies have been measured. At this point, we just mention that the recent absolute calibration of the Cepheid PL relation of Macri et al. (2006) in NGC 4258 which is tied to the geometrical maser distance to this galaxy implies a LMC distance modulus of 18.41, but the uncertainty on this value estimated by the authors of that paper makes it clearly compatible with our adopted LMC distance of 18.50. It seems clear that the adopted distance to the LMC continues to be the largest individual source of systematic error on modern Cepheid-based distance determinations to nearby galaxies like the present one, which have succeeded in beating

down other systematics to a few percent level. Work to improve this situation will be extremely important over the next years. As a positive note, evidence is now clearly mounting that the *slope* of the PL relation is independent of metallicity over the broad range from solar down to about -1.0 dex allowing us to use the slope values determined in the LMC by the microlensing projects with confidence for Cepheid-based distance determinations to other galaxies, including those showing pronounced radial metal abundance variations in their disks.

Finally, we note that our improved Cepheid distance determination to WLM puts the galaxy some 0.2 - 0.3 mag further away than the value derived from the TRGB I band magnitude (Lee, Freedman and Madore (1993b):  $-24.87 \pm 0.08$  ; Minniti and Zijlstra (1997):  $-24.75 \pm 0.1$  ; this paper:  $-24.91 \pm 0.08$ ). A possible interpretation of this discrepancy is that the metal-poor WLM Cepheids are, at a given period, intrinsically fainter in V and I than their more metal-rich counterparts in the LMC. Indeed, the sign and size of the discrepancy between the present distance to WLM from its Cepheids, and the one derived from the TRGB magnitude is consistent with the metallicity dependence of the zero point of the Cepheid PL relation of 0.2-0.3 mag/dex found by Sakai et al. (2004-their Fig. 15). On the other hand, our current work on the distances of nearby galaxies from the blue supergiant Flux-Weighted Gravity-Luminosity Relation (FGLR; Kudritzki, Bresolin and Przybilla 2003) supports the 25.14 mag true distance modulus derived in this paper from the WLM Cepheids (Kudritzki et al. 2007, in preparation), so the interpretation that the Cepheid distance to WLM is longer than the TRGB distance because of a metallicity effect on the PL relation zero point may be premature at this time. A full discussion of the effect of metallicity on the zero point of the Cepheid PL relation, in different bands, will be presented in a later stage of our project when distances from a variety of methods to all target galaxies of the project will have been determined, and will hopefully lead to a very accurate calibration of the metallicity dependence of the PL relation in various photometric bands.

## 6. Conclusions

The main conclusions of this paper can be summarized as follows:

1. We have conducted an extensive wide-field imaging survey for Cepheids in the Local Group dwarf irregular galaxy WLM. From V-band images obtained on 101 different nights, we have found 60 Cepheids with periods down to 1.6 days. Down to a period of about 3 days, our Cepheid survey in WLM should be essentially complete. We have determined accurate periods and mean magnitudes for all variables in the V, I and Wesenheit bands.

2. We have discovered the first (and only) long-period Cepheid variable in WLM, cep001 in our catalog, with a period of 54.2 days. This variable had already been discovered before by Sandage and Carlson (1985), but their low-quality data had led them to derive a wrong period for this Cepheid.

3. From the data in our catalog we have constructed PL relations in the V, I and the reddening-independent Wesenheit band. We find that our data are very well fit by the slopes of the corresponding PL relations determined in the LMC by the OGLE II project, supporting the conclusion that the slope of the PL relation defined by the more metal-poor Cepheids in WLM is identical to the one in the LMC.

4. We have derived absorption-corrected distance moduli to WLM from the data in V, I and W. Our adopted best value for the WLM distance modulus from the reddening-independent Wesenheit magnitudes of the Cepheids is  $25.144 \pm 0.03$  (random)  $\pm 0.07$  (systematic) mag. The excellent agreement between the W-band and I-band distance modulus values hints at very little dust absorption intrinsic to WLM.

5. The total uncertainty of our present distance determination of  $\sim \pm 4\%$  does not include the contribution from the uncertainty on the adopted LMC distance of 18.50 to which our present distance determination to WLM is tied, as in the previous papers of the Araucaria project. As in our previous Cepheid studies of NGC 6822 (Gieren et al. 2006), IC 1613 (Pietrzynski et al. 2006a), NGC 3109 (Pietrzynski et al. 2006c, Soszynski et al. 2006), NGC 300 (Gieren et al. 2004; Gieren et al. 2005b), and NGC 55 (Pietrzynski et al. 2006b), the total error on our Cepheid distance to WLM due to the variety of factors discussed in the previous section is clearly smaller than the contribution coming from the adopted LMC distance, implying that the main obstacle to significant progress in the measurement of the *absolute* distances to nearby galaxies is our continuing difficulty to obtain a truly high-quality measurement of the distance to the LMC.

6. With WLM, there is now another galaxy in our project whose Cepheid distance can be compared to the distances we will measure for our target galaxies from a variety of other methods, like the Flux-Weighted Gravity-Luminosity relationship of Kudritzki et al. (2003) for blue supergiant stars. It is another step toward the main goal of the Araucaria Project, viz. an accurate determination of the environmental dependences of different stellar distance indicators, with the corresponding reduction on the systematic error on the Hubble constant determined from secondary distance indicators which will be re-calibrated from the standard candles we are investigating once their environmental dependences are well established.

We are grateful to the staff of Las Campanas Observatory, and to the CNTAC for

providing the large amounts of telescope time which were necessary to complete this project. GP, WG, DM, RM and AG gratefully acknowledge financial support for this work from the Chilean Center for Astrophysics FONDAF 15010003. Support from the Polish grant N203 002 31/0463 is also acknowledged.

## REFERENCES

- Benedict, G.F., McArthur, B.E., Feast, M.W., Barnes, T.G., et al., 2006, astro-ph/0612465
- Bono, G., Castellani, V., and Marconi, M., 2000, ApJ, 529, 293
- Bresolin, F., Pietrzynski, G., Gieren, W. and Kudritzki, R.P., 2005, ApJ, 634, 1020
- Bresolin, F., Pietrzynski, G., Urbaneja, M.A., Gieren, W., Kudritzki, R.P. and Venn, K.A., 2006, ApJ, 648, 1007
- Chiosi, C., Wood, P., Bertelli, G. and Bressan, A., 1992, ApJ, 387, 320
- Gieren, W., Pietrzyński, G., Walker, A., Bresolin, F., Minniti, D., Kudritzki, R.P., Udalski, A., Soszyński, I., Fouqué, P., Storm, J., and Bono, G., 2004, AJ, 128, 1167
- Gieren, W., Pietrzynski, G., Bresolin, F., et al., 2005a, The Messenger, No. 121, 23
- Gieren, W., Pietrzynski, G., Soszynski, I., Bresolin, F., Kudritzki, R.P., Minniti, D. and Storm, J., 2005b, ApJ, 628, 695
- Gieren, W., Storm, J., Barnes, T.G., Fouqué, P., Pietrzynski, G. and Kienzle, F., 2005c, ApJ, 627, 224
- Gieren, W., Pietrzynski, G., Nalewajko, K., Soszynski, I., Bresolin, F., Kudritzki, R.P., Minniti, D. and Romanowsky, A., 2006, ApJ, 647, 1056
- Kudritzki, R.P., Bresolin, F., Przybilla, N., 2003, ApJ, 582, 83
- Lee, M.G., Freedman, W.L. and Madore, B.F., 1993a, in *New Perspectives on Stellar Pulsation and Pulsating Variable Stars*, Proc. of IAU Coll. 139, eds. J.M. Nemeč and J.M. Matthews, Cambridge: Cambridge University Press, p. 92
- Lee, M.G., Freedman, W.L. and Madore, B.F., 1993b, ApJ, 417, 553
- Luck, R.E., Moffett, T.J., Barnes, T.G and Gieren, W., 1998, AJ, 115, 605
- Macri, L.M., Stanek, K.Z., Bersier, D., Greenhill, L.J. and Reid, M.J., 2006, ApJ, 652, 1133
- Minniti, D. and Zijlstra, A.A., 1997, AJ, 114, 147
- McConnachie, A.W., Irwin, M.J., Ferguson, A.M.J., Ibata, R.A., Lewis, G.F. and Tanvir, N., 2005, MNRAS, 356, 979



- Pietrzyński, G., Gieren, W., Fouqué, P., and Pont, F., 2002, *AJ*, 123, 789
- Pietrzyński, G., Gieren, W., and Udalski, A., 2002, *PASP*, 114, 298
- Pietrzynski, G., Gieren, W., Udalski, A., Bresolin, F., Kudritzki, R.P., Soszynski, I., Szymanski, M. and Kubiak, M., 2004, *AJ*, 128, 2815
- Pietrzynski, G., Gieren, W., Soszynski, I., Bresolin, F., Kudritzki, R.P., Dall’Ora, M., Storm, J. and Bono, G., 2006a, *ApJ*, 642, 216
- Pietrzynski, G., Gieren, W., Soszynski, I., Udalski, A., Bresolin, F., Kudritzki, R.P., Mennickent, R., Walker, A., Garcia, A. and Kubiak, M., 2006b, *AJ*, 132, 2556
- Pietrzynski, G., Gieren, W., Udalski, A., Soszynski, I., Bresolin, F., Kudritzki, R.P., Mennickent, R. Kubiak, M., Szymanski, M. and Hidalgo, S., 2006c, *ApJ*, 648, 366
- Sandage, A. and Carlson, G., 1985, *AJ*, 90, 1464
- Sakai, S., Ferrarese, L., Kennicutt, R.Jr., Saha, A., 2004, *AJ*, 608, 42
- Schlegel, D.J., Finkbeiner, D.P., and Davis, M., 1998, *ApJ*, 500, 525
- Schwarzenberg-Czerny, A., 1989, *MNRAS*, 241, 153
- Simon, N.R., and Young, T.S., 1997, *MNRAS*, 288, 267
- Soszynski, I., Gieren, W., Pietrzynski, G., Bresolin, F., Kudritzki, R.P. and Storm, J., 2006, *ApJ*, 648, 375
- Udalski, A., 2003, *Acta Astron.*, 53, 291
- Udalski, A., et al. 1998, *Acta Astron.*, 48, 147
- Udalski, A., Szymański, M., Kubiak, M., Pietrzyński, G., Soszyński, I., Woźniak, P., and Żebruń, K., 1999, *Acta Astron.*, 49, 201
- Udalski, A., et al. 2000, *Acta Astron.*, 50, 289
- Woźniak, P., 2000, *Acta Astron.*, 50, 421

Table 1. Cepheids in WLM

ID	RA (J2000)	DEC (J2000)	P [days]	T <sub>0</sub>	< V > [mag]	< I > [mag]	< W <sub>I</sub> > [mag]	remarks
cep001	0:01:57.48	-15:24:50.9	54.17118	2452200.59519	19.124	18.145	16.628	V12
cep002	0:01:54.33	-15:30:00.1	10.34249	2452201.65246	21.110	20.352	19.177	
cep003	0:01:54.03	-15:27:05.2	10.33645	2452202.34982	20.975	20.247	19.119	
cep004	0:02:03.30	-15:26:23.4	10.32152	2452200.25769	21.270	20.416	19.092	
cep005	0:01:54.68	-15:29:55.0	8.63110	2452194.74995	21.182	20.471	19.369	V21
cep006	0:01:57.08	-15:30:56.6	8.12579	2452195.29021	21.350	20.600	19.438	V24
cep007	0:02:00.19	-15:24:11.4	8.12051	2452200.62453	21.319	20.629	19.559	
cep008	0:01:56.56	-15:27:15.6	7.49672	2452202.09693	21.170	20.511	19.490	V7
cep009	0:01:57.07	-15:27:25.7	7.34322	2452199.48513	21.297	20.573	19.451	V48
cep010	0:01:56.40	-15:24:33.0	7.32485	2452198.47873	21.314	20.661	19.649	V11
cep011	0:01:57.04	-15:29:36.9	6.64055	2452201.99522	21.258	20.640	19.682	V8
cep012	0:02:00.51	-15:25:23.2	6.15754	2452201.17636	21.423	20.736	19.671	
cep013	0:01:53.27	-15:29:40.5	6.05309	2452197.85970	21.775	21.086	20.018	V37
cep014	0:02:10.26	-15:33:31.9	5.56746	2452197.36270	21.557	20.973	20.068	
cep015	0:01:59.91	-15:24:49.4	5.43153	2452200.95046	21.544	21.043	20.266	V50
cep016	0:01:55.20	-15:24:26.8	5.20796	2452201.89881	21.760	21.090	20.052	
cep017	0:01:57.32	-15:29:03.9	5.12851	2452201.58810	21.963	21.281	20.224	
cep018	0:01:56.16	-15:25:44.8	5.02134	2452197.96031	21.964	21.211	20.044	
cep019	0:02:00.12	-15:25:15.1	4.92341	2452199.88515	21.507	21.009	20.237	
cep020	0:01:59.50	-15:25:57.4	4.91559	2452201.10843	21.708	21.002	19.908	V29
cep021	0:02:01.47	-15:23:20.1	4.86831	2452199.59021	21.993	21.356	20.369	
cep022	0:02:00.20	-15:25:17.2	4.71140	2452198.82984	22.012	21.278	20.140	
cep023	0:02:00.85	-15:25:04.9	4.61967	2452197.94467	22.181	21.371	20.116	
cep024	0:01:52.13	-15:27:05.8	4.36958	2452198.61530	21.904	21.318	20.410	V66
cep025	0:02:02.37	-15:23:36.9	4.05416	2452199.04623	22.231	21.597	20.614	
cep026	0:02:02.23	-15:26:45.1	3.97606	2452199.52316	22.375	21.490	20.118	
cep027	0:01:55.96	-15:26:22.1	3.86503	2452199.27326	22.262	21.546	20.436	
cep028	0:01:55.92	-15:29:02.9	3.83017	2452201.20424	21.528	20.990	20.156	
cep029	0:02:01.15	-15:32:09.2	3.82512	2452198.77320	22.076	21.478	20.551	V38
cep030	0:01:51.94	-15:27:11.1	3.74707	2452198.98222	22.129	21.479	20.472	
cep031	0:01:54.57	-15:25:18.1	3.65377	2452200.36249	21.606	21.044	20.173	
cep032	0:02:00.60	-15:26:21.8	3.47735	2452201.41880	22.033	21.248	20.031	
cep033	0:01:58.99	-15:24:37.3	3.30475	2452199.14958	22.193	21.655	20.821	

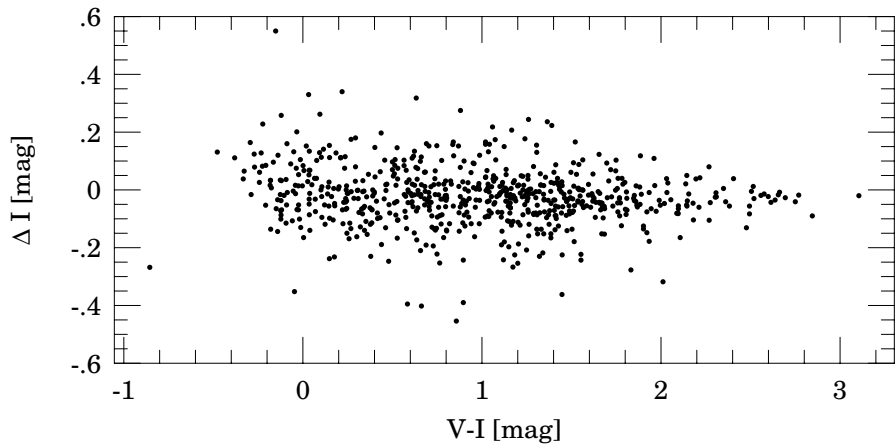
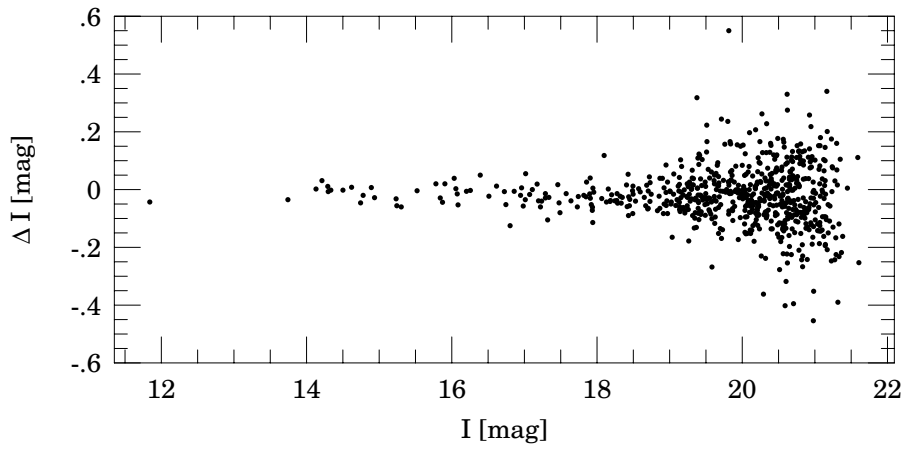
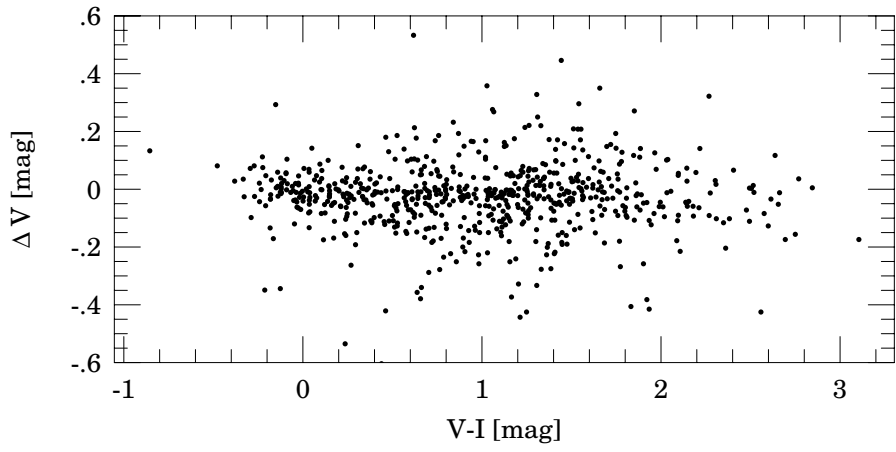
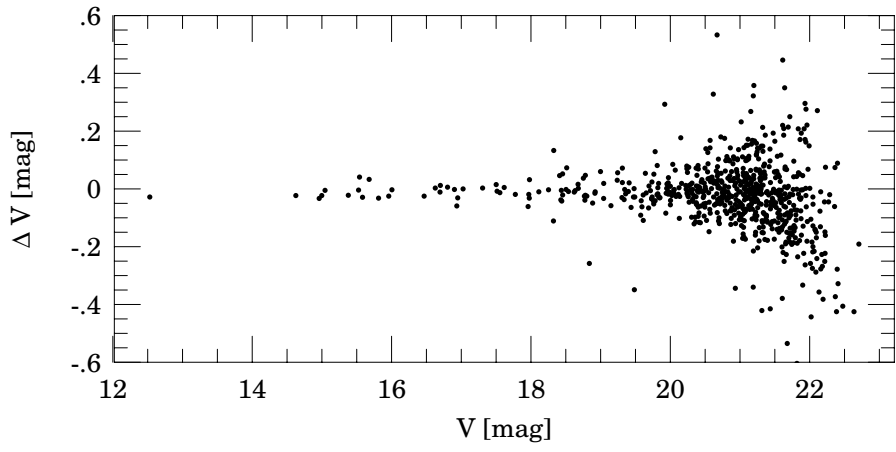
Table 1. Cepheids in WLM - continued

ID	RA (J2000)	DEC (J2000)	P [days]	$T_0$	$\langle V \rangle$ [mag]	$\langle I \rangle$ [mag]	$\langle W_1 \rangle$ [mag]	remarks
cep034	0:02:00.46	-15:26:44.2	3.24559	2452199.75819	22.107	21.536	20.651	
cep035	0:01:58.10	-15:28:57.9	3.20292	2452199.69890	22.106	21.620	20.867	
cep036	0:01:59.18	-15:24:18.1	3.13908	2452200.37271	22.075	21.700	21.119	V1
cep037	0:02:00.13	-15:24:20.8	3.13102	2452199.64936	22.200	21.582	20.624	
cep038	0:02:01.47	-15:25:08.9	3.03891	2452199.44801	22.301	21.544	20.371	
cep039	0:01:58.00	-15:23:39.5	3.02576	2452201.61526	22.413	21.669	20.516	
cep040	0:02:04.72	-15:25:11.0	2.96301	2452199.33434	21.907	21.272	20.288	
cep041	0:01:50.67	-15:28:55.4	2.92899	2452202.05423	22.550	21.888	20.862	
cep042	0:02:01.68	-15:32:13.8	2.92454	2452202.46634	22.289	21.804	21.052	
cep043	0:01:58.03	-15:30:38.6	2.88896	2452201.16317	22.002	21.462	20.625	
cep044	0:01:57.18	-15:31:30.1	2.83459	2452199.52500	22.028	21.468	20.600	
cep045	0:01:54.73	-15:22:29.8	2.80077	2452201.45090	21.926	21.397	20.577	
cep046	0:01:57.84	-15:22:09.3	2.74179	2452200.78817	22.976	22.500	21.762	
cep047	0:02:01.59	-15:19:50.0	2.64641	2452200.62767	22.971	22.208	21.025	
cep048	0:02:09.54	-15:22:53.6	2.52010	2452201.90797	22.474	-	-	
cep049	0:01:59.67	-15:25:16.3	2.51004	2452200.24177	22.055	21.729	21.224	
cep050	0:02:00.74	-15:28:58.4	2.48031	2452201.87459	21.575	20.958	20.002	
cep051	0:01:58.61	-15:26:11.6	2.38903	2452199.88267	21.533	20.631	19.233	
cep052	0:02:03.77	-15:28:49.7	2.38701	2452200.11112	22.001	21.567	20.894	
cep053	0:02:03.63	-15:32:42.7	2.35613	2452201.71542	22.916	22.540	21.957	
cep054	0:02:03.22	-15:24:55.6	2.34579	2452200.82716	22.761	22.053	20.956	
cep055	0:02:00.77	-15:26:25.5	2.33770	2452200.24656	21.459	21.118	20.589	
cep056	0:02:09.55	-15:31:35.0	2.29048	2452200.50653	22.908	22.298	21.352	
cep057	0:01:59.85	-15:28:59.8	2.16776	2452201.55259	22.877	22.046	20.758	
cep058	0:01:54.61	-15:28:37.0	2.12863	2452201.26721	22.358	21.748	20.802	
cep059	0:02:00.00	-15:25:59.8	1.64746	2452201.88190	22.395	21.315	19.641	blend
cep060	0:01:53.57	-15:29:57.0	1.62627	2452201.78043	22.640	22.234	21.605	

Table 2. Individual V and I Observations

object	filter	HJD-2450000	mag	$\sigma_{mag}$
cep001	V	2859.767260	18.992	0.011
cep001	V	2870.773910	19.139	0.010
cep001	V	2877.719380	19.311	0.011
cep001	V	2884.726910	19.531	0.011
cep001	V	2902.671760	18.838	0.007
cep001	V	2906.700510	18.876	0.008
cep001	V	2910.673090	18.946	0.010
cep001	V	2915.629040	19.010	0.012
cep001	V	2930.643450	19.237	0.011
cep001	V	2934.624860	19.378	0.011
cep001	V	2942.576190	19.560	0.014
cep001	V	2950.543020	18.961	0.019
cep001	V	2954.584470	18.837	0.014
cep001	V	2959.548090	18.884	0.007
cep001	V	2963.554610	18.947	0.010
cep001	V	2966.523340	18.979	0.010
cep001	V	2968.541650	19.018	0.011
cep001	V	2971.552980	19.051	0.010
cep001	V	2972.535090	19.053	0.011
cep001	V	2973.555780	19.058	0.012

Note. — The complete version of this table is in the electronic edition of the Journal. The printed edition contains only the the first 20 measurements in V band for the Cepheid variable cep001.



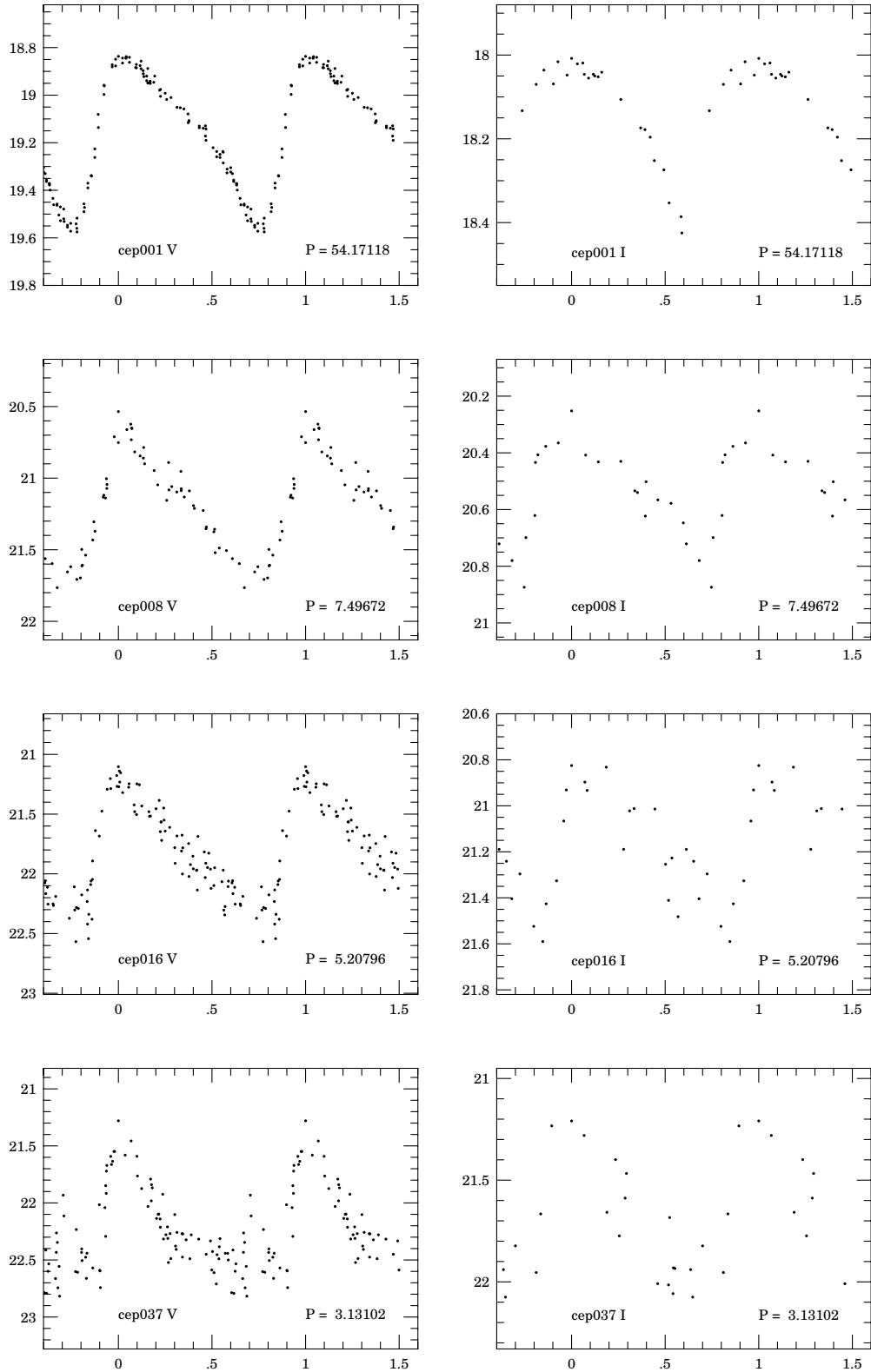


Fig. 2.— Phased V- and I-band light curves for some Cepheids of different periods in our WLM catalog. These light curves are representative for the light curves of other Cepheid variables of similar periods.

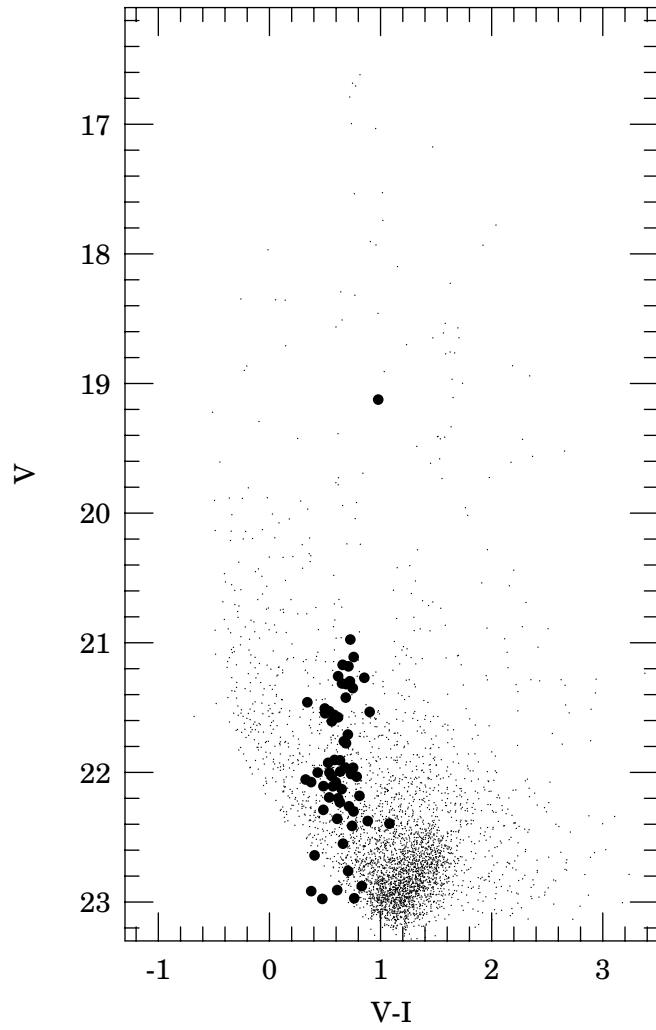


Fig. 3.— The  $V,V-I$  magnitude-color diagram for WLM. The Cepheids discovered in our survey are marked with black circles. They fill the expected region of the Cepheid instability strip for fundamental mode pulsators in this diagram, yielding supporting evidence that the classification of the variables as classical fundamental mode Cepheids is correct.

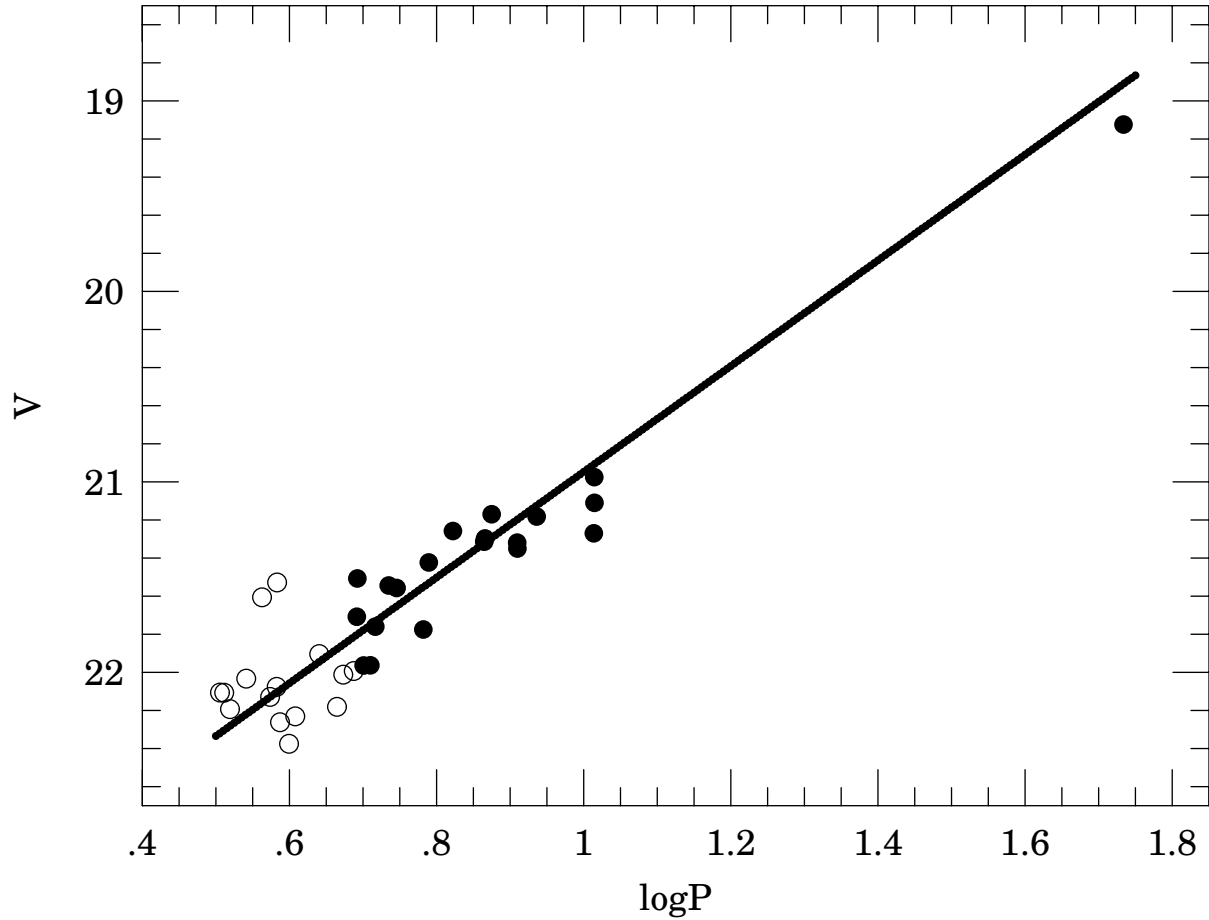
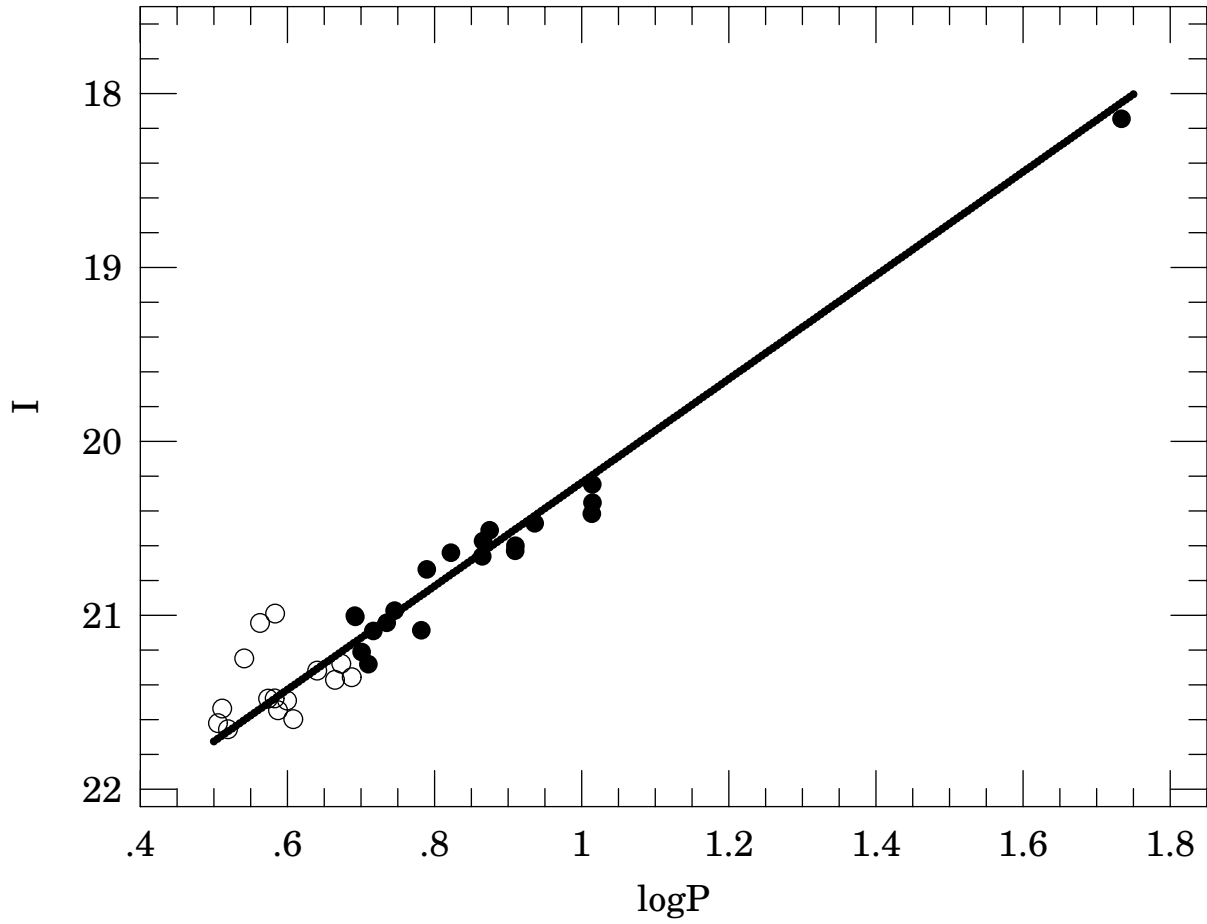


Fig. 4.— The period-luminosity relation from the 35 Cepheid variables in WLM with  $\log P$  (days)  $> 0.5$ . Black circles show those Cepheids with  $\log P > 0.7$ . This sample of 19 stars is unaffected by Malmquist bias and contamination with possible overtone pulsators, and the mean magnitudes of the variables are determined to better than 1% (random uncertainty). The slope of the fitting line is taken from the LMC Cepheid PL relation of the OGLE II project and provides an excellent fit to the data.





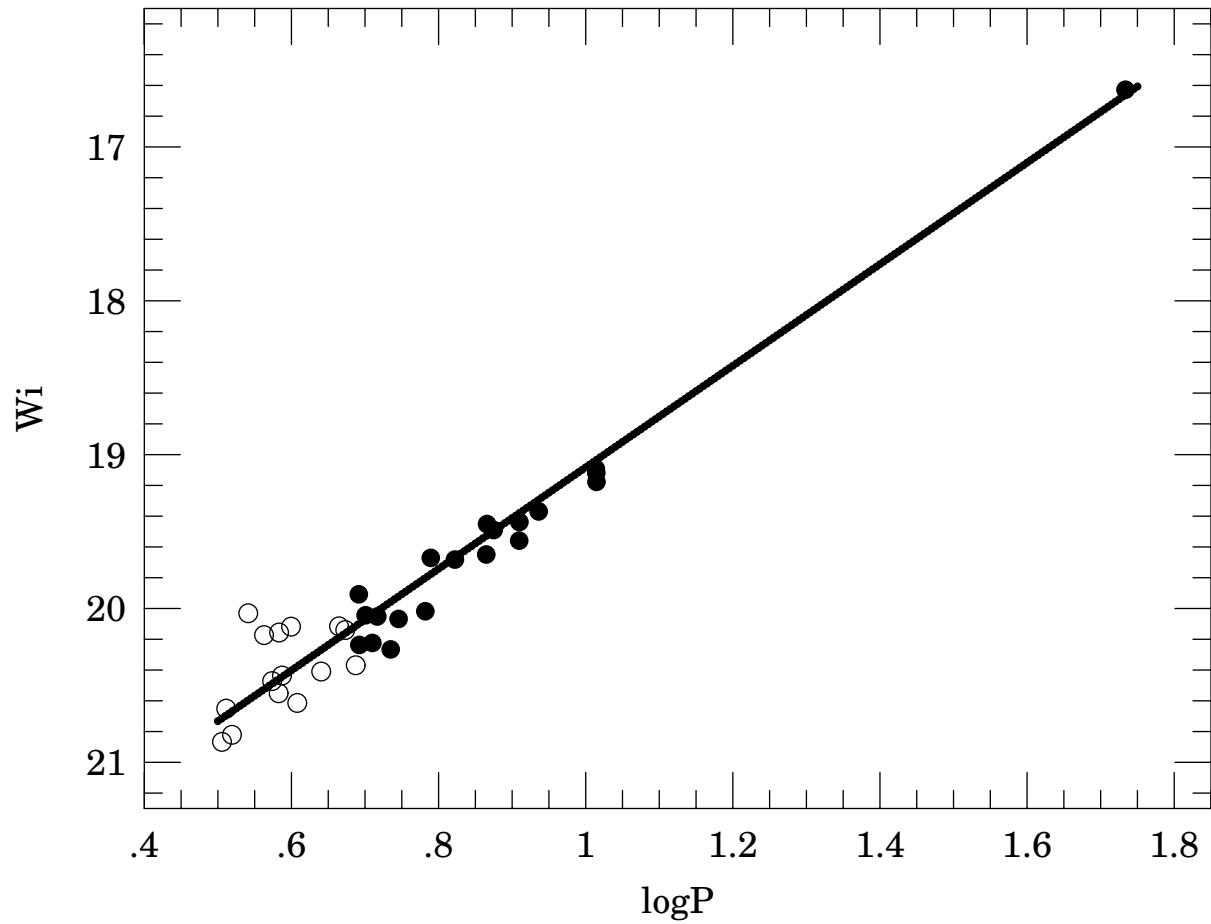


Fig. 6.— Same as Fig. 4, for the reddening-independent (V-I) Wesenheit magnitudes. The very small scatter in this diagram for the Cepheids denoted by the black circles indicates that this sample is free of significantly blended stars which would tend to decrease the distance of WLM derived from these data.