

Constraints on gamma-ray burst and supernova progenitors through circumstellar absorption lines. (II): Post-LBV Wolf-Rayet stars

A. J. van Marle^{1,2}, N. Langer¹, and G. García-Segura³

¹ Astronomical Institute, Utrecht University, P.O.Box 80 000, 3508 TA Utrecht, The Netherlands

² Bartol Research Institute, University of Delaware, 102 Sharp Laboratory, Newark, 19716, Delaware, USA

³ Instituto de Astronomía-UNAM, APDO Postal 877, Ensenada, 22800 Baja California, Mexico

Received / Accepted

ABSTRACT

Context. Wolf-Rayet stars are thought to be the progenitors of Type Ib/c supernovae and of long gamma-ray bursts.

Aims. As shown by van Marle et al. (2005), circumstellar absorption lines in early Type Ib/c supernova and gamma-ray burst afterglow spectra may reveal the progenitor evolution of the exploding Wolf-Rayet star. While the quoted paper deals with Wolf-Rayet stars which evolved through a red supergiant stage, we investigate here the initially more massive Wolf-Rayet stars which are thought to evolve through a Luminous Blue Variable (LBV) stage.

Methods. We perform hydrodynamic simulations of the evolution of the circumstellar medium around a $60 M_{\odot}$ star, from the main sequence through the LBV and Wolf-Rayet stages, up to core collapse. We then compute the column density of the circumstellar matter along rays from the central light source to an observer at infinity, as a function of radial velocity, time and angle. This allows a comparison with the number and velocities, or blue-shifts, of absorption components in the spectra of LBVs, Wolf-Rayet stars, Type Ib/c supernovae and gamma-ray burst afterglows.

Results. Our simulation for the post-LBV stage shows the formation of various absorption components. In particular, shells with velocities in the range of 100 km s^{-1} to 1200 km s^{-1} are formed at the beginning of the Wolf-Rayet stage, which are, however, rather short lived; they dissipate on time scales shorter than 50 000 yr. As the LBV stage is thought to occur at the beginning of core helium burning, the remaining Wolf-Rayet life time is expected to be one order of magnitude larger.

Conclusions. When interpreting the absorption components in the afterglow spectrum of GRB 021004 as circumstellar, it can be concluded that the progenitor of this source did most likely not evolve through an LBV stage, as no intermediate velocity absorption components are predicted to prevail until core collapse. However, a close binary with a late common-envelope phase (Case C) may produce a circumstellar medium that closely resembles the LBV to Wolf-Rayet evolution, but with a much shorter Wolf-Rayet period. This scenario can not be ruled out.

Key words. – Stars: winds, outflows – Stars: Wolf-Rayet – Stars: Supernovae – Gamma rays: bursts – Line: profiles – ISM: bubbles

1. Introduction

Circumstellar nebulae are created by the interactions of stellar winds with the surrounding medium. Typically, a fast wind sweeps up the interstellar gas or a preceding slower wind and forms a shell that travels outward. This is the case for planetary nebulae, where the fast post-AGB wind sweeps up the slow AGB wind (Kwok 2000). Stars massive enough to form a Wolf-Rayet star ($M \gtrsim 25 M_{\odot}$) undergo a red to blue evolution in the Hertzsprung-Russell diagram (Meynet & Maeder 2000), analogous to that of post-AGB stars. The radius of the star decreases, which causes the escape velocity at the surface and therefore the wind velocity to increase. Stars below about $40 M_{\odot}$ are thought to evolve into a red supergiant before entering the Wolf-Rayet stage (Meynet & Maeder 2005). For more massive stars, the main sequence is followed by a luminous blue variable (LBV) stage, which lasts only for a very short while ($\sim 10\,000$ years; Langer et al. 1994, Meynet & Maeder 2005). During the LBV stage the mass loss rate is extremely high ($\sim 10^{-3} M_{\odot} \text{ yr}^{-1}$), while wind velocities are of the order of $100\text{--}1000 \text{ km s}^{-1}$.

After the LBV stage, the star becomes a Wolf-Rayet star, with a lower mass loss rate, but higher wind velocity, which sweeps up the preceding wind. Such interactions create circumstellar nebulae around Wolf-Rayet stars. These nebulae are temporary features, which will eventually dissipate into the surrounding medium. This corresponds to the fact that circumstellar nebulae can only be observed around a fraction of the Wolf-Rayet stars (Miller & Chu 1993).

Wolf-Rayet stars end their evolution by the collapse of the massive iron core which forms in their center, which is thought to — at least in a fraction of the events — produce a violent stellar explosion which becomes visible as Type Ib/c supernovae and (in some cases) long gamma-ray bursts (GRBs). These events are a bright source of radiation in the UV to visible spectral range, with photons being produced either in the supernova photosphere (e.g., Doggett & Branch 1985), or through the interaction between a relativistic jet and the surrounding medium as GRB afterglow (Ramirez-Ruiz et al. 2005, Eldridge et al. 2006, Nakar & Granot 2006). To reach us, this radiation has to pass through the circumstellar medium, which was shaped by the stellar wind during the evolution of the star. Thereby, a part of the

radiation is absorbed, creating absorption lines in the spectrum, which can be used to analyze the content of the circumstellar bubble as to density, composition and velocity structure.

Blue-shifted absorption lines caused by the circumstellar medium should be visible in the spectrum of Type Ib/c and Type II supernovae. Dopita et al. (1984) found narrow P Cygni profiles seen in $H\alpha$ and $H\delta$ in the spectrum of the Type III SN 1984E indicating a Wolf-Rayet wind with a velocity of about 3000 km s^{-1} . A 350 km s^{-1} absorption line in the spectrum of Type III SN 1998S can be attributed to a moving shell (Bowen et al. 2000; Fassia et al. 2001). However, supernova spectra often contain a large number of photospheric absorption or P Cygni lines from the supernova itself, which makes the spectral analysis more difficult. Furthermore, supernovae are observed only at low redshift, which means that many of the most useful absorption lines are only observable in UV. One may hope that dedicated searches for circumstellar absorption lines in early supernova spectra may reveal many more cases.

So far the best absorption spectrum in a GRB has been found in the afterglow of gamma-ray burst GRB 021004. It was proposed that the large number of absorption lines for C IV and Si IV visible in this spectrum can be explained as the result of circumstellar wind and shells (Schaefer et al. 2003; Mirabal et al. 2003; Fiore et al. 2004, Starling et al. 2005, Lazzati et al. 2006).

Van Marle et al. (2005a and 2005b, from here on referred to as Paper I) described the evolution of the circumstellar medium around a $40 M_{\odot}$ star (see also García-Segura et al. 1996b), and a method to quantify the number, blueshifts and relative strengths of absorption components as function of time produced by this circumstellar medium, and compared this to the observations of GRB 021004. Here, we compute the circumstellar medium around a $60 M_{\odot}$ star, similar to García-Segura et al. (1996a). While the $40 M_{\odot}$ star passed through the red supergiant phase before becoming a Wolf-Rayet star, the $60 M_{\odot}$ star evolves from the main sequence to the LBV stage and then moves on to become a Wolf-Rayet star. Therefore, a different circumstellar absorption pattern is expected.

2. Simulating the circumstellar bubble

The evolution of the circumstellar medium around a massive star can be divided into three stages, as the result of the evolutionary track of the star. A $60 M_{\odot}$ star begins as a main sequence star, develops into an LBV and finally becomes a Wolf-Rayet star. This means that in the circumstellar medium the following interactions take place (cf. García-Segura et al. 1996a):

1. First: an interaction between the fast, low density main-sequence wind and the interstellar medium. This interaction creates a moving shell, driven outward by the high thermal pressure of the shocked wind material. Such an interaction can be described analytically (Weaver et al. 1977).
2. In the next phase the slow, dense LBV wind hits the bubble created by the main-sequence wind, creating a new shell (the LBV shell), which moves into the main sequence bubble.
3. Finally, the massive, high velocity Wolf-Rayet wind sweeps up the remnants of its predecessors. The Wolf-Rayet wind drives a third shell outward, which overtakes the LBV shell. Both shells are destroyed by the collision. The remnants continue to move outward.

In order to model the evolution of the circumstellar medium we use the same method as described in Paper I and van Marle et al. (2006a, 2006b). We have divided the evolution of the star into three stages (main sequence, LBV and Wolf-Rayet), each with constant wind velocity, mass loss rate and number of ionizing photons per second. The average mass loss rate follows from the evolution of the total mass of the star for each of these periods. The average wind velocity is chosen so that the total kinetic energy output of the star remains the same as for a fully time dependent model. The number of ionizing photons is calculated from the surface temperature of the star, using a Planck emission curve. As input model we used the $60 M_{\odot}$ model with a metallicity of $Z=0.02$ that was calculated by Schaller et al. (1992). The resulting parameters for the stellar wind and photon count are given in Table 1. The density of the interstellar medium is set at $10^{-22.5} \text{ g cm}^{-3}$. The effect of photo-ionization was included in the simulation by calculating the Strömgen radius along each radial grid line and correcting the temperature and mean particle weight within this radius as described by García-Segura & Franco (1996) and García-Segura et al. (1999).

The hydrodynamical simulations were done with the ZEUS 3D hydrodynamics code by Stone and Norman (1992). We simulate the main sequence only in 1D. Because they are highly unstable, the LBV and Wolf-Rayet wind interactions have to be computed in 2D, so we have taken the end result of the 1D simulation and mapped this onto a 2D grid, as was described in García-Segura et al. (1996a, 1996b). The transition from 1D to 2D has to be made before the start of the LBV phase in order to include the instabilities in the LBV shell. This is different from the $40 M_{\odot}$ case described in Paper I, where we could simulate most of the red supergiant phase in 1D. Since we want to follow the evolution of the circumstellar medium to the moment of supernova, we have calculated the whole circumstellar bubble in 2D, instead of using only the inner part as was done by García-Segura et al. (1996b). This method is similar to the one used in van Marle et al. (2004) and was also described in Paper I. A similar calculation for a $60 M_{\odot}$ star was done completely in 2D by Freyer et al. (2003). Models of the circumstellar medium of stars in a large interval of masses and metallicities were produced by Eldridge et al. (2006).

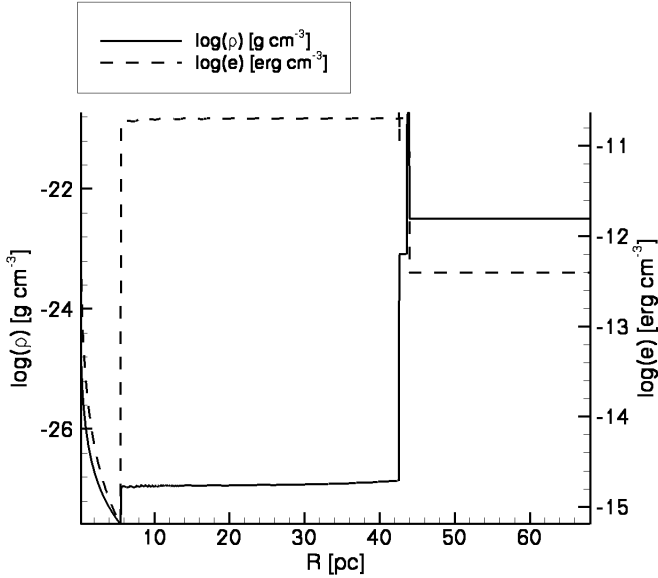
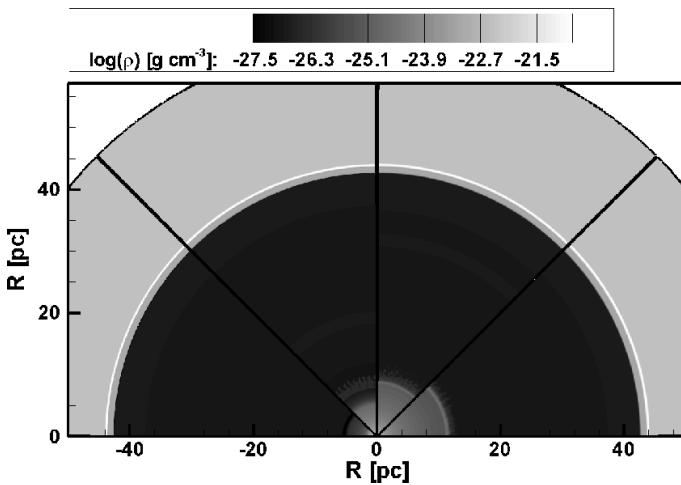
3. The circumstellar bubble during main sequence and LBV phase

3.1. Main sequence phase

At the beginning of the main sequence phase the H II region created by the radiation from a massive star pushes a shell into the interstellar gas. At the same time the kinetic energy of the wind is converted into thermal energy by collision with the surrounding matter. This creates a hot bubble which pushes a shell into the H II region. Unlike the case for the $40 M_{\odot}$ star in Paper I we have set the main sequence wind velocity at three times the escape velocity. This, combined with the higher mass loss rate of the $60 M_{\odot}$ star raises the thermal pressure in the bubble to the point where the shell driven into the H II region moves supersonically. Therefore, no pressure equilibrium between wind bubble and H II region can be reached and the wind driven shell sweeps up the entire H II region. (In the case of the $40 M_{\odot}$ model an H II region can exist outside the wind bubble, even if the wind velocity is set at three times the escape velocity.) The end result is a hot bubble with nearly constant density, which drives a shell into the cold interstellar medium (Fig. 1). Close to the star is the free streaming wind, where the density and internal energy decrease

Table 1. Characteristic quantities for the evolution of the 60 M_{\odot} star ($Z=0.02$), adopted as input for our hydrodynamic simulations.

Phase	End of phase [yr]	Δt [yr]	\dot{m} [$M_{\odot} \text{ yr}^{-1}$]	V [km s^{-1}]	n_{photon} [s^{-1}]
Main Sequence	3.4499×10^6	3.4499×10^6	3.51×10^{-6}	2420	7.12×10^{47}
LBV	3.4796×10^6	2.9700×10^4	4.71×10^{-4}	492	6.65×10^{47}
Wolf-Rayet	3.8861×10^6	4.0650×10^5	6.41×10^{-5}	2250	6.22×10^{49}

**Fig. 1.** Structure of the circumstellar bubble around our 60 M_{\odot} star at the end of the main sequence phase ($t = 3.448$ Myr). This figure gives density (continuous line) and internal energy density (dashed line) as function of the radius. From left to right we have: The freely expanding main sequence wind, the wind termination shock, the hot bubble with the small H II region, the shell driven by the thermal pressure of the bubble and the interstellar medium.**Fig. 2.** The logarithm of the density [g cm^{-3}] of the circumstellar medium, during the LBV phase. Each segment shows a moment in time starting on the left at $t = 3.4516$ Myr. Each following segment is taken 7927 years later. The slow, dense LBV wind pushes a shell outward into the hot bubble. The hot bubble itself pushes a second shell out into the interstellar medium.

with the square of the radius. At a radius of ca. 6 pc the wind hits the termination shock where it slows down abruptly. Its kinetic energy is converted into heat, causing a sudden increase in internal energy. At 45 pc this hot bubble ends. Here the internal energy is converted back into kinetic energy as the thermal pressure drives a shell outward. The small density jump just before the shell is caused by the radiation from the star, which ionizes a small H II region beyond the wind bubble. This H II region is very small, especially compared to a similar region found around 25...40 M_{\odot} stars (van Marle et al. 2004, 2005a and Paper I). If the main sequence phase is modeled in two dimensions, the ionizing radiation will break through the wind driven shell, creating local 'fingers' of photo-ionized gas, which reach out from the wind driven bubble (Freyer et al. 2003).

3.2. LBV phase

During the LBV phase the mass loss rate increases dramatically while the wind velocity decreases. As a result, a new shell is created once the LBV wind reaches the termination shock. This shell, driven by the LBV wind, moves outward into the main sequence bubble. At the end of the LBV phase, the circumstellar medium is built up as follows (see also Fig. 2). Closest to the star is the freely expanding LBV wind. This area extends to ca. 12 pc. The wind termination shock itself is marked by a thin shell of shocked LBV wind material, which is driven outward by the wind. Unlike the corresponding shell during the red supergiant phase of a 40 M_{\odot} star (García-Segura et al. 1996b; van Marle et al. 2004, 2005a, Paper I), the LBV wind driven shell has a significant radial velocity. This is the result of the ram pressure of the LBV wind, which is several orders of magnitude higher than the ram pressure of the red supergiant wind. Next comes the hot isotropic bubble, which in turn pushes a shell ($r \sim 45$ pc in Fig. 2) into the interstellar medium.

4. The circumstellar bubble during the Wolf-Rayet phase

The Wolf-Rayet phase can be divided into three separate parts (based on the evolution of the circumstellar medium, not the evolution of the star).

During the first phase (WR1), starting at $t \approx 3.48$ Myr, the fast, high density WR wind drives a shell into the surrounding medium (the LBV wind remnant). This shell moves rapidly outward, much faster than the shell driven by the LBV wind.

The second phase (WR2) starts as the two shells collide ($t \approx 3.5$ Myr). Both shells are highly unstable already and break up during the collision. This process can be seen in Fig. 3, where we see the Wolf-Rayet wind driven shell overtake the LBV shell. Unlike the collision between red supergiant and Wolf-Rayet shells as described in Paper I, the remnants of the two shells are not completely fragmented, and there is less independent turbulent movement of the individual fragments. They remain more or less together while they travel into the main sequence bubble. This is the result of both the relative densities and velocities of

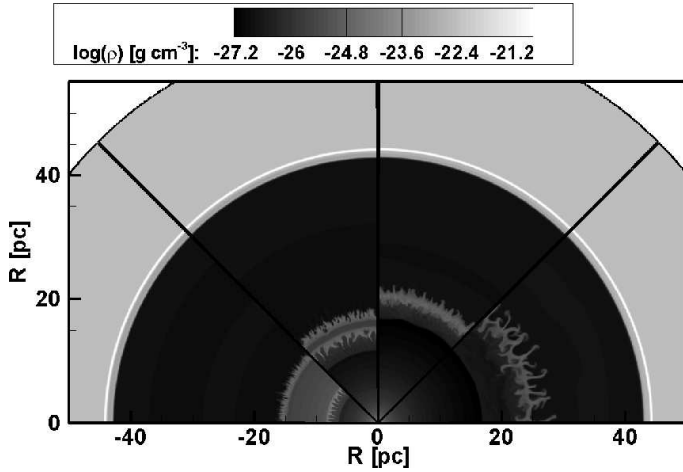


Fig. 3. Similar to Fig. 2, but during the early WR phase (transition from WR1 to WR2 in Section 4). Each segment shows a moment in time starting on the left at $t = 3.4881$ Myr. Each following segment is taken 7927 years later. The fast Wolf-Rayet wind sweeps up the LBV wind in a shell, which overtakes the earlier LBV shell. Both shells are fragmented during the collision and the fragments continue to travel outward. Eventually, they will collide with the main sequence shell and dissipate into the hot bubble.

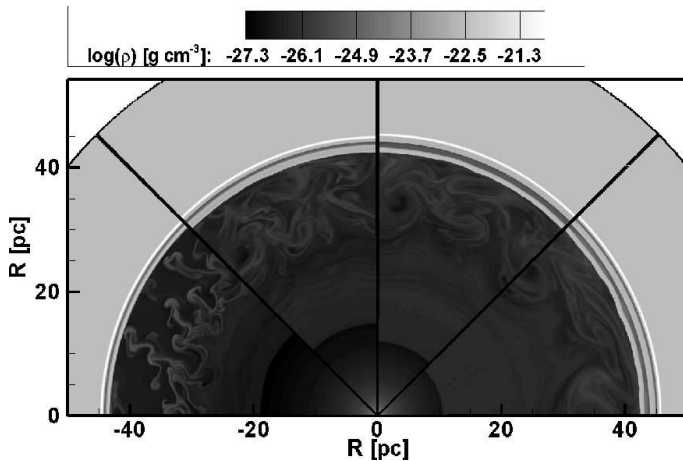


Fig. 4. Similar to Figs. 2 and 3, this figure shows the collision of the shell fragments with the outer edge of the hot bubble (transition from WR2 to WR3 in Section 4). The first segment (left) shows the density of the circumstellar medium at $t = 3.5436$ Myr. Since this process takes more time than the ones shown before, the time difference between segments has been increased to 47 565 years. The shell fragments travel outwards in the bubble and collide with the outer edge. Afterwards, they dissipate into surrounding medium. The area between the low density bubble and the thin shell at $r \approx 47$ pc is the H II region, created by high energy photons from the Wolf-Rayet star.

the two shells upon collision. The Wolf-Rayet shell is approximately ten times as dense as the LBV shell. In contrast, the red supergiant shell has about the same density as the Wolf-Rayet shell (Paper I). The velocity difference is also much greater here, as the Wolf-Rayet shell overtakes the LBV shell with a relative velocity of ca. 400 km s^{-1} , twice as much as the relative velocity of the Wolf-Rayet shell vs. the red supergiant shell in Paper I. As a result, the Wolf-Rayet shell is not completely destroyed

and absorbs most of the LBV shell. This phase lasts only for a short while, until the shell fragments hit the edge of the bubble.

The final part of the Wolf-Rayet phase (WR3) comprises the time after $t \approx 3.53$ Myr, which is when the shell fragments collide with the edge of the main sequence bubble (Fig. 4). This phase lasts much longer than WR1 and WR2. During this phase there is only one isotropic bubble, which is heated by the kinetic energy of the Wolf-Rayet wind and drives a shell into the interstellar medium. The kinetic energy of the wind is high, which causes an increase in the temperature of the wind bubble, which in turn accelerates the movement of the shell. Also, during the Wolf-Rayet phase the number of high energy photons increases, which results in a photo-ionized H II region outside the wind bubble. This means, that the hot bubble starts to show a more pronounced density discontinuity than during the main sequence, similar to the one we found for the $40 M_{\odot}$ star (van Marle et al. 2004, 2005a and Paper I). However, for the $60 M_{\odot}$ star the width of the H II region is very small ($\lesssim 5$ pc) compared to the total size of the hot bubble (Fig. 4).

5. Calculating the column density

From our simulation of the circumstellar medium we calculate the column density as a function of radial velocity and angle for fixed times, as described in Paper I. We move outward from the star along each radial grid line and take at each grid point the local column density (density multiplied with the radial length of the grid cell), the radial velocity (rounded to 1 km s^{-1} intervals) and the temperature. This procedure gives us the column density as a function of radial velocity. We take thermal broadening into account by spreading the column density of each grid cell over a velocity interval that is calculated from the Maxwell-Boltzmann distribution for particle velocities at a given temperature. This gives us the following quantity:

$$d_c(v_r, \Delta v_r) = \int_{r=0}^{r=R} \rho(r) P(v_r, T) \Delta v_r dr, \quad (1)$$

with: v_r the radial velocity, ρ the mass density and P the probability function for a particle to have a velocity in a given velocity interval along a single axis. For the interval Δv_r we use 1 km s^{-1} . The outer limit of the integral, R , is the outer boundary of the hydrodynamical grid. The quantity d_c is the column density per velocity interval. As we do not compute the chemical structure of our gas distribution, true column densities of individual ion species can not be predicted accurately.

6. Chemical composition of the circumstellar bubble

In our simulation we do not regard the chemical composition of the gas. In order to get a quantitative analysis of blue-shifted absorption features, one would need to know both the metallicity of the gas and the ionization states. While we do not simulate these quantities we can say a few things about them. The metallicity of the circumstellar bubble is of course a direct result of the composition of the stellar wind, which in turn depends on the evolutionary state of the star. During the main sequence phase, the wind will be almost purely hydrogen. The composition of the Wolf-Rayet wind changes over time, from mostly helium with some hydrogen during the early Wolf-Rayet phase, to helium and carbon during the later stages.

The shell driven by the main sequence wind consists solely of interstellar matter. The shell driven by the LBV wind into

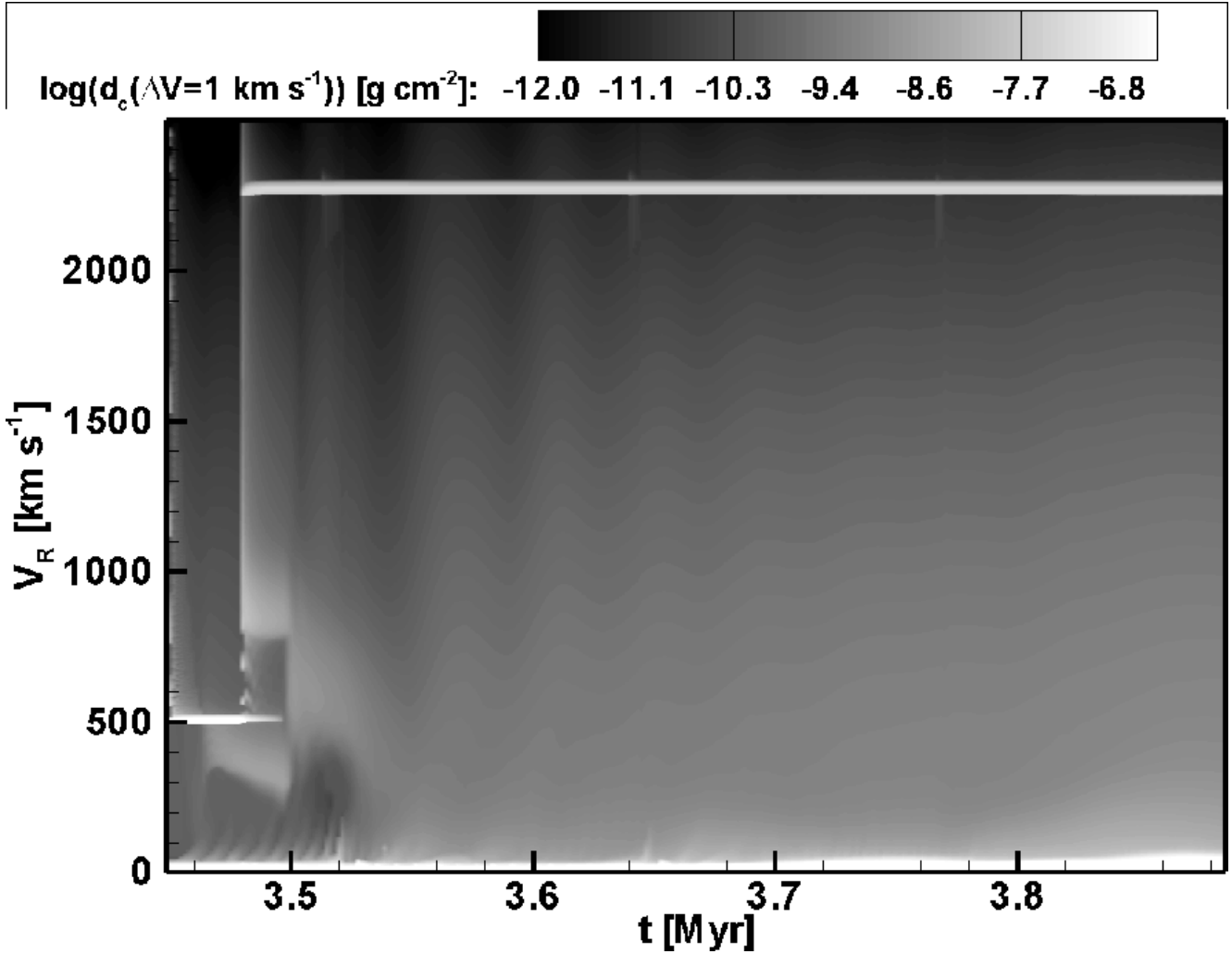


Fig. 5. Column density $d_c(v, \Delta v)$, with $\Delta v = 1 \text{ km s}^{-1}$, of the circumstellar medium during the LBV and Wolf-Rayet period as a function of radial velocity and time, averaged over 200 radial grid lines. On the horizontal axis is the time since the birth of the star in years. The vertical axis displays the radial velocity in km s^{-1} . The plot starts at the end of the main sequence phase as the wind makes the transition from the fast main sequence wind to the slow LBV wind. As the LBV phase starts a narrow feature appears for the LBV wind (500 km s^{-1}) and a broader feature for the LBV wind driven shell ($300\text{--}400 \text{ km s}^{-1}$). When the star becomes a Wolf-Rayet star, the Wolf-Rayet wind ($2225\text{--}2275 \text{ km s}^{-1}$) and the shell ($800\text{--}1000 \text{ km s}^{-1}$) driven by this wind both form independent features as well. Once the Wolf-Rayet shell overtakes the LBV shell, both shells and the LBV wind disappear and a new shell is formed ($500\text{--}800 \text{ km s}^{-1}$). The fragments of this shell eventually collide with the outer edge of the bubble and dissipate. Afterwards, only two independent features remain: the Wolf-Rayet wind and the $0\text{--}50 \text{ km s}^{-1}$ velocity component.

this bubble will be composed mostly of helium enriched LBV wind material and some matter of the hot bubble itself. The third shell, driven by the Wolf-Rayet wind into the LBV wind, will at first consist only of LBV wind material that has been swept up. After the collision with the LBV shell, the Wolf-Rayet shell will have direct contact with the hot bubble and sweep up some of the material in this bubble. The composition of the material in the bubble varies over time, depending on which winds have fed material into the bubble up to that moment but is dominated by hydrogen at all times.

The ionization of the material depends on both the temperature and the number of ionizing photons. Other than in the $40 M_{\odot}$ case (see Paper I), the $60 M_{\odot}$ star always produces a large number of highly energetic photons, which means that photo-ionization will always be important. The hot bubble has a very high temperature ($T \geq 10^6 \text{ K}$). The shells are less hot, since their high density causes them to cool down efficiently

through radiative energy loss. After a supernova and especially after a gamma-ray burst, the degree of ionization will be even higher, since such events produce a massive amount of high energy radiation, which will pass through the circumstellar bubble. (Prochaska et al. 2006, Chen et al. 2006 and Lazzati et al. 2006)

7. The absorption features during the LBV and Wolf-Rayet phase

The result of the column density calculations described in Section 5 can be seen in Fig. 5. Compared to the $40 M_{\odot}$ case (Paper I) it is clear that a $60 M_{\odot}$ star produces more time dependent features.




Fig. 6. This figure shows a magnification of the most interesting part of Fig. 5. It focuses on the time period between the start of the LBV phase and the end of phase WR2. The first absorption feature to appear is the thin line at 490 km s^{-1} created by the LBV wind. Once this wind has reached the termination shock it forms a shell, which causes the broad, low velocity component ($300\text{...}500 \text{ km s}^{-1}$). Once the Wolf-Rayet wind starts, a new shell at ca. 800 km s^{-1} is created (immediately, since this shell is created by sweeping up the preceding wind, rather than by collision with the wind termination shock). This shell sweeps up the LBV wind, so the LBV wind feature disappears. Once the Wolf-Rayet shell reaches the LBV shell, both shells disappear. A new shell is created where the Wolf-Rayet wind meets the hot bubble. This shell shows up as a new broad feature at ca. 600 km s^{-1} , which lasts until its fragments hit the edge of the bubble and dissipate.

7.1. Number of visible absorption features

How many absorption features could be visible changes with time. For the moment we shall ignore any angle dependence and look only at the evolution of the angle averaged features (Figs. 5 and 6). During the main sequence phase, only the zero velocity component and the main sequence wind are visible. While the main sequence shell has a certain radial velocity, this is too small to be observed independently. Once the LBV phase starts, two new features are created. The LBV wind itself, which moves outward at a velocity of 490 km s^{-1} , and the shell driven by the LBV wind, moving at ca. 400 km s^{-1} . It takes about 10^4 years to create this shell, since the LBV wind has to travel out to the wind termination shock at $\sim 6 \text{ pc}$.

As the star enters the Wolf-Rayet phase, another two features are added: The Wolf-Rayet wind, moving at 2250 km s^{-1} and the Wolf-Rayet wind driven shell, which moves at ca. 900 km s^{-1} . The wind creates a thin feature ($\lesssim 50 \text{ km s}^{-1}$), whereas the shell

feature is about 200 km s^{-1} wide. This means, that during the phase WR1 (see Sect. 4), a total number of five independent absorption features is visible (Wolf-Rayet wind, the remnant of the LBV wind, two shells and the zero velocity component).

As the Wolf-Rayet shell expands outward, the area of free streaming LBV wind decreases, so the LBV wind absorption component starts to disappear. Once the Wolf-Rayet shell reaches the LBV shell, the two shells collide and both disappear as independent features. The remnants of the shell are fragmented and create a new shell, with a velocity of ca. 600 km s^{-1} . This feature has a width of about 400 km s^{-1} . This shell exists throughout phase WR2, which therefore shows three absorption components: The Wolf-Rayet wind, the combined shell and the zero velocity component. The period from the beginning of the LBV phase to the end of phase WR2, which shows the greatest time dependence, can be seen in more detail in Fig. 6.

Once the shell fragments collide with the edge of the bubble, they dissipate and disappear as absorption feature. The cir-

cumstellar medium now enters the final phase, WR3. Only two absorption features remain, the Wolf-Rayet wind and the zero velocity component.

7.2. Line of sight dependence

Which and how many independent absorption features may be visible for a given line of sight depends on angle as well as on time. The narrow lines resulting from free-streaming winds are visible at any angle. The broader lines that result from the shells and shell fragments are angle dependent since the density of the shell is not constant.

In Figs. 7, 8 and 9 we show the angle dependence of the absorption features during the LBV and Wolf-Rayet phase. The segments shown correspond to the segments in Figs. 2, 3 and 4. During the very early stages of the LBV phase, only the LBV wind itself is visible. Once the LBV wind reaches the wind termination shock, it forms the LBV shell, which then becomes visible as an absorption feature (Fig. 7). The LBV shell ($\sim 300\text{--}500 \text{ km s}^{-1}$), though unstable, is not fragmented too severely and can be observed at any angle.

The start of the Wolf-Rayet phase can be seen in Fig. 8, which shows the column density during the transition from phase WR1 to phase WR2 (Section 4). The Wolf-Rayet shell ($\sim 900 \text{ km s}^{-1}$) becomes visible as an absorption feature as soon as the Wolf-Rayet wind (2250 km s^{-1}) starts. The WR shell is somewhat more fragmented, so the likelihood of observing this shell is not one, but still quite large. After the collision the fragments of the two shells form a new shell at ca. 600 km s^{-1} . The angle dependence increases considerably after the collision of the two shells, as the fragments tend to shrink. (The higher the local density, the more effective the radiative cooling. Therefore, the high density fragments will have a low thermal pressure, which causes them to shrink even further.) As we saw in Paper I, fragmentation of a shell can both decrease and increase the number of independent velocity features seen in a single line of sight. If no shell fragment is present along that line, no absorption line is visible. However, it is also possible, that several fragments, with different individual velocities are present along the same line, causing multiple absorption features to appear. The angle dependence plays a smaller role in the case of our $60 M_{\odot}$ star than in the case of the $40 M_{\odot}$ star of Paper I, since the shells around the more massive star are less fragmented.

Once the shell fragments collide with the edge of the hot bubble, they cannot travel further outward and will instead spread out in the angular direction, as can be seen in Fig. 9. Since their radial velocity decreases, they will no longer show up as independent lines. During the final stages of the Wolf-Rayet phase (WR3) only the Wolf-Rayet wind itself and the zero velocity component remain visible.

8. Conclusions

Our results show that the absorption spectrum created by the circumstellar medium around a post-LBV Wolf-Rayet star is expected to be highly time-dependent. As in the case of a post-RSG Wolf-Rayet star (Paper I), a fragmented intermediate velocity component is formed by the snowplow effect of the Wolf-Rayet wind. Here however, the velocity of this component ($\sim 600 \text{ km s}^{-1}$) is somewhat higher than in the post-RSG case ($\sim 200 \text{ km s}^{-1}$) since the swept-up LBV shell itself has already an appreciable velocity ($\sim 400 \text{ km s}^{-1}$). In practice, the two cases may be difficult to distinguish, however, as shell fragments may

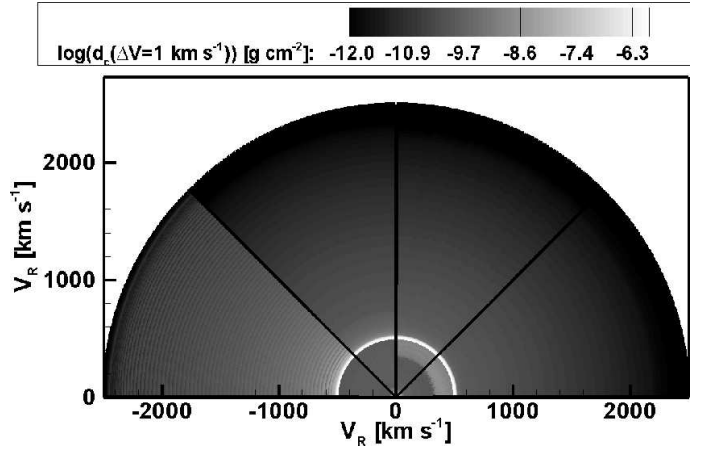


Fig. 7. The column density as a function of radial velocity and angle at the same moments in time as the density plot in figure 2. The LBV wind (490 km s^{-1}) is clearly visible at all times. The LBV shell ($\sim 350\text{--}450 \text{ km s}^{-1}$) appears later. Once it appears it can be observed at any angle.

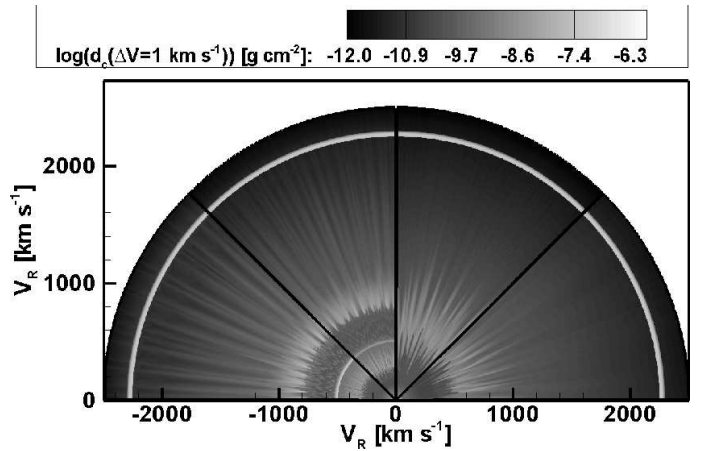


Fig. 8. Similar to Fig. 7, this shows the column densities at the same moments in time as the density plot in figure 3. The Wolf-Rayet wind (2250 km s^{-1}) and the Wolf-Rayet shell (800 km s^{-1}) can be clearly observed in the first two frames and the LBV wind and shell are still visible. The third and fourth frame show the column densities after the collision of the Wolf-Rayet shell with the LBV shell. The LBV wind and shell and the Wolf-Rayet shell are no longer visible. A new shell moving at ca. 600 km s^{-1} is formed from the fragments of the two shells and forms a new absorption feature.

have a considerably larger or smaller velocity than the bulk of the shell (cf. Figs. 9 and 10 in Paper I), and — even though it is likely — due to the clumpy structure of the shell there is no guarantee that a given line of sight strikes a clump which moves with the bulk velocity (cf. Figs. 8 and 9).

In comparison with the absorption lines observed in the afterglow spectrum of GRB 021004, the velocities of the absorption features predicted by our $60 M_{\odot}$ model seem rather large. However, there is an uncertainty due to the fact that the velocity of the LBV wind is difficult to predict. We have adopted the escape velocity at the surface of the star as terminal wind velocity of the LBV wind, which is reasonable for a line driven wind. However, the mechanism that drives LBV winds is not entirely clear and it is quite possible that the wind velocity is consider-

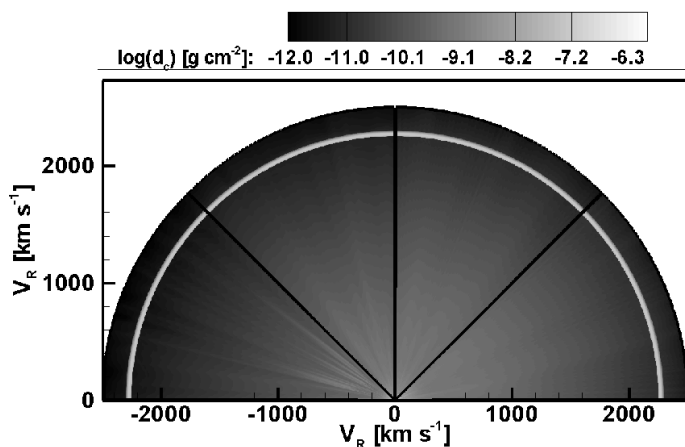


Fig. 9. The column density of the circumstellar medium at the same time as Fig. 4. In the first frame, the remnants of the shells can still be seen as independent blobs (the column density varies considerably with the angle). Once they have collided with the edge of the bubble, they slow down and spread out in angular direction. They will no longer show up as independent absorption features.

ably lower. (García-Segura et al. 1996a found velocities as low as 200 km s^{-1} for the LBV wind.) If the LBV wind has a lower velocity, so does the LBV shell which is driven by this wind. The Wolf-Rayet shell, which has to sweep up the LBV wind, will be similarly affected.

The intermediate velocity ($300\text{...}1000 \text{ km s}^{-1}$) absorption features only appear during the early Wolf-Rayet period and disappear approximately 50 000 years after the start of the Wolf-Rayet phase, similar to the post-RSG case described in Paper I. Since absorption lines appear at these velocities in the afterglow of GRB 021004, this would seem to indicate that the explosion took place during the early Wolf-Rayet stage. However, this seems not possible for a post-LBV single star, as such stars have a Wolf-Rayet phase of at least 300 000 years (Meynet & Maeder 2005). A lower mass ($\sim 30 M_{\odot}$) star, as described in Paper I would seem to be a more likely candidate. The large number of absorption features at intermediate velocities would then be explained by the presence of several shell fragments in the line of sight rather than as large scale evolutionary features.

A second possibility is that the progenitor of GRB 021004 was in fact part of a close binary, which went through a late mass-transfer phase. During mass transfer, which last approximately 10 000 years, the stellar wind parameters resemble those of the wind of an LBV star. The mass donor star is stripped of its outer layers, so that only a Wolf-Rayet star remains (Petrovic et al. 2005). For so called Case C mass transfer, this star will only have a short Wolf-Rayet phase left. It may even be so short, that the wind and shell that were generated during the mass-transfer phase are still visible when the supernova occurs, which could account for the presence of a large number of intermediate velocity absorption lines without the need of multiple fragments of the same shell within the line of sight.

The assumption that stars of $40 M_{\odot}$ or less can be gamma-ray burst progenitors is confirmed by observations of those gamma-ray bursts that can be linked to supernova explosions. For SN 1998bw, which is identified as the supernova corresponding to GRB 980425, the initial mass of the star is considered to be $\leq 40 M_{\odot}$ (Iwamoto et al. 1998; Woosley et al. 1999 and Nakamura et al. 2001). Since GRB 980425 is not a

typical gamma-ray burst, this can not serve as a general indication, but Mazzali et al. (2003) give a similar result ($30\text{...}40 M_{\odot}$) for SN 2003dh, which corresponds to GRB 030329. Finally, SN 2003lw, which is linked to GRB 031203, is thought to have a progenitor mass on the main sequence of $40\text{...}50 M_{\odot}$ (Mazzali et al. 2005). This would make the star somewhat more massive than we expect, but it could still follow an evolutionary path similar to our $40 M_{\odot}$ star model, rather than becoming an LBV star, in particular if the metallicity of the star was sub-solar (cf. Langer & Norman 2006). In other words, all gamma-ray bursts that have been linked to supernova explosions so far seem to have a progenitor mass on the main sequence of less than $50 M_{\odot}$ (see also della Valle 2005). If the progenitor mass of GRB 021004 is larger, the presence of the intermediate velocity lines in the afterglow spectrum can only be explained as the result of binary evolution.

Of course, all of the above only pertains to a situation where the observed absorption features in the afterglow spectrum of GRB 021004 are circumstellar in origin. If their origin is interstellar (Prochaska et al. 2006, Chen et al. 2006) it is not possible to deduce the evolution of the progenitor star from the absorption features.

Acknowledgements. We would like to thank Ralph Wijers, Rhaana Starling, Klaas Wiersema and Alexander van der Horst of the Astronomical Institute Anton Pannekoek of the University of Amsterdam for their information on the spectrum of the afterglow of GRB 021004. This work was sponsored by the Stichting Nationale Computerfaciliteiten (National Computing Facilities Foundation, NCF), with financial support from the Nederlandse Organisatie voor Wetenschappelijk Onderzoek (Netherlands Organization for Scientific research, NWO). This research was done as part of the AstroHydro3D project: (<http://www.strw.leidenuniv.nl/AstroHydro3D/>)

References

- Bowen, D.V., Roth, K.C., Meyer, D.M. & Blades, J.C. 2000, *ApJ*, 536,225
 Chen, H.-W., et al. 2006, submitted to *ApJ*, astro-ph/0611079
 Della Valle, M. 2005 *NCimC*, 28, 563 invited review at the 4th Workshop Gamma-Ray Bursts in the Afterglow Era, Rome,18-22 October 2004. Editors: L. Piro, L. Amati, S. Covino, and B. Gendre. *Il Nuovo Cimento*
 Doggett, J. B., Branch, D., 1985, *AJ*, 90, 2303
 Dopita, A.D., Evans, R., Cohen, M. & Schwartz, R.D. 1984 *ApJ*, 287,69
 Eldridge, J.J., Genet, F., Daigne, F. & Mochkovitch, R. 2006, *MNRAS*, 367, 186
 Fassia, A., et al. 2001 *MNRAS*, 3215,907
 Fiore, F., et al. 2005, *ApJ*, 624,853
 Freyer, T., Hensler, G. & Yorke, H.W. 2003 *ApJ*, 594,888F
 García-Segura, G. & Franco, J. 1996, *ApJ*, 469,171G
 García-Segura, G., Mac-Low, M.-M. & Langer, N. 1996a, *A&A*, 305,229
 García-Segura, G., Langer, N. & Mac-Low, M.-M. 1996b, *A&A*, 316,133
 García-Segura, G., Langer, N., Różyczka, M. & Franco, J. 1999, *ApJ*, 517,767
 Ikamoto, K. et al. 1998, *Nature*, 395,672
 Kwok, S. 2000, *The Origin and Evolution of Planetary Nebulae*, Cambridge Astrophysics Series 31 (Cambridge University Press, Cambridge)
 Langer, N., Hamann, W.-R., Lennon, M., Najarro, F., Pauldrach, A. W. A., Puls, J., 1994 *A&A*, 290, 819
 Langer, N., Norman, C.A., 2006, *ApJ*, 638, L63
 Lazzati, D., Rosalba, P., Flasher, J., Dwarkadas, V.V. & Fiore, F. 2006, *MNRAS*, 372, 1791
 Mazzali, P. A., et al. 2003, *ApJ*, 599,95
 Mazzali, P. A. et al. in preparation
 Meynet, G. & Maeder, A. 2000, *A&A*, 361,101
 Meynet, G. & Maeder, A. 2005, *A&A*, 429, 581
 Miller G.J., Chu Y.-H., 1993, *ApJS*, 85, 137
 Mirabal, N., et al. 2003, *ApJ*, 595,935
 Nakar, E. & Granot, J. 2006, astro-ph/0606011
 Nakamura, T., Mazzali, P. A., Nomoto, K. & Iwamoto, K. 2001, *ApJ*, 590,991
 Petrovic, J., Langer, N. & van der Hucht, K.A. 2005, *A&A*, 435, 1013
 Prochaska, J.X., Chen, H.-W. & Bloom, J.S. 2006, *ApJ*, 648, 95
 Ramirez-Ruiz, E., García-Segura, G., Salmonson, J. D. & Pérez-Rendón, B. 2005, *ApJ*, 631, 435
 Schaefer, B.E., et al. 2003, *ApJ*, 588,387
 Schaller, G., Schaerer, D., Meynet, G. & Maeder, A. 1992, *A&AS*, 96,269

- Starling, R., et al. 2005, MNRAS, 360,305
- Stone, J. M. & Norman, M. L. 1992, ApJS, 80,753
- van Marle, A. J., Langer, N. & García-Segura, G. 2004, RevMexAA(SC),22,136
- van Marle, A. J., Langer, N. & García-Segura, G. 2005a, NCimC, 28,533 proceedings of 'Gamma-ray Bursts in the Afterglow Era: 4th workshop' Rome, Eds L. Piro, L. Amati, S. Covino and B. Gendre
- van Marle, A. J., Langer, N. & García-Segura, G. 2005b, A&A, 444,837 (Paper I)
- van Marle, A. J., Langer, N., Achterberg, A. & García-Segura, G. 2006a, A&A, 460,105
- van Marle, A. J., Langer, N. & García-Segura, G. 2006b, ASPC, 355,203 proceedings of 'Stars with the B[e] phenomenon' eds. M. Kraus and A. S. Miroshnichenko 2005, Island of Vlieland, the Netherlands
- Weaver, R. McCray, R., Castor, J., Shapiro, P. & Moore, R. 1977, ApJ, 218,377
- Woosley, S. E., Eastman, R. G. & Schmidt, B. P. 1999, ApJ, 516,788