

Tri-layer superlattices: A route to magnetoelectric multiferroics?

Alison J. Hatt and Nicola A. Spaldin

Materials Department, University of California

(Dated: February 6, 2020)

Abstract

We explore computationally the formation of tri-layer superlattices as an alternative approach for combining ferroelectricity with magnetism to form magnetoelectric multiferroics. We find that the contribution to the superlattice polarization from tri-layering is small compared to typical polarizations in conventional ferroelectrics, and the switchable ferroelectric component is negligible. In contrast, we show that epitaxial strain and “negative pressure” can yield large, switchable polarizations that are compatible with the coexistence of magnetism, even in materials with no active ferroelectric ions.

The simultaneous presence of ferromagnetism and ferroelectricity in magnetoelectric multiferroics suggests tremendous potential for innovative device applications and exploration of the fundamental physics of coupled phenomena. However, the two properties are chemically *contra-indicated*, since the transition metal *d* electrons which are favorable for ferromagnetism disfavor the off-centering of cations required for ferroelectricity [1]. Continued progress in this burgeoning field rests on the identification of alternative mechanisms for ferroelectricity which are compatible with the existence of magnetism [2, 3]. Mechanisms discovered to date include the incorporation of stereochemically active lone pair cations, for example in BiMnO₃ [4, 5] and BiFeO₃ [6, 7], geometric ferroelectricity in YMnO₃ [8], BaNiF₄ [9, 10] and related compounds, charge ordering as in LuFe₂O₄ [11, 12], and polar magnetic spin-spiral states, of which TbMnO₃ is the prototype [13]. However, there are currently no single phase multiferroics with large and robust magnetization and polarization at or near room temperature [14].

The study of ferroelectrics has been invigorated over the last few years by tremendous improvements in the ability to grow high quality ferroelectric thin films with precisely controlled composition, atomic arrangements and interfaces. In particular, the use of compositional ordering that breaks inversion symmetry, such as the layer-by-layer growth of three materials in an A-B-C-A-B-C... arrangement, has produced systems with enhanced polarizations and large non-linear optical responses [15, 16, 17, 18]. Here we explore computationally this tri-layering approach as an alternative route to magnetoelectric multiferroics. Our hypothesis is that the magnetic ions in such a tri-layer superlattice will be constrained in a polar, ferroelectric state by the symmetry of the system, in spite of their natural tendency to remain centrosymmetric. We note, however, that in previous tri-layering studies, at least one of the constituents has been a strong ferroelectric in its own right, and the other constituents have often contained so-called second-order Jahn-Teller ions such as Ti⁴⁺, which have a tendency to off-center. Therefore factors such as electrostatic effects from internal electric fields originating in the strong ferroelectric layers [19], or epitaxial strain, which is well established to enhance or even induce ferroelectric properties in thin films with second-order Jahn-Teller ions [6, 20, 21], could have been responsible for the enhanced polarization in those studies.

We choose a [001] tri-layer superlattice of perovskite-structure LaAlO₃, LaFeO₃ and LaCrO₃ as our model system (see Fig. 1, inset.) Our choice is motivated by three factors. First, all of the ions are filled shell or filled sub-shell, and therefore insulating behavior, a pre-

requisite for ferroelectricity, is likely. Second, the Fe^{3+} and Cr^{3+} will introduce magnetism. And third, none of the parent compounds are ferroelectric or even contain ions that have a tendency towards ferroelectric distortions, allowing us to test the influence of trilayering alone as the driving force for ferroelectricity. For all calculations we use the LDA+ U method [22] of density functional theory as implemented in the Vienna Ab-initio Simulation Package (VASP) [23]. We use the projector augmented wave (PAW) method [24, 25] with the default VASP potentials (La, Al, Fe_pv, Cr_pv, O), a 6x6x2 Monkhorst-Pack mesh and a plane-wave energy cutoff of 450 eV. Polarizations are obtained using the standard Berry phase technique [26, 27] as implemented in VASP. We find that U/J values of 6/0.6 eV and 5/0.5 eV on the Fe and Cr ions respectively, are required to obtain insulating band structures; smaller values of U lead to metallic ground states. These values have been shown to give reasonable agreement with experimental band gaps and magnetic moments in related systems [28] but are somewhat lower than values obtained for trivalent Fe and Cr using a constrained LDA approach [29]. We therefore regard them as a likely lower limit of physically meaningful U/J values. (Correspondingly, since increasing U often decreases the covalency of a system, our calculated polarizations likely provide upper bounds to the experimentally attainable polarizations).

We begin by constraining the in-plane a lattice constant to the LDA lattice constant of cubic SrTiO_3 (3.85 Å) to simulate growth on a substrate, and adjust the out-of-plane c lattice constant until the stress is minimized, with the ions constrained in each layer to the ideal, high-symmetry perovskite positions. We refer to this as our reference structure. (The LDA (LDA+ U) lattice constants for cubic LaAlO_3 (LaFeO_3 , LaCrO_3) are 3.75, 3.85 and 3.84 Å, respectively. Thus, LaAlO_3 is under tensile strain and $\text{LaFeO}_3/\text{LaCrO}_3$ are unstrained.) The calculated total density of states, and the local densities of states on the magnetic ions, are shown in Figure 2; a band gap of 0.32 eV is clearly visible. The polarization of this reference structure differs from that of the corresponding non-polar single-component material (for example pure LaAlO_3) at the same lattice parameters by $0.21 \mu\text{C}/\text{cm}^2$. Note, however, that this polarization is not switchable by an electric field since it is a consequence of the tri-layered arrangement of the B-site cations. Next, we remove the constraint on the high symmetry ionic positions, and relax the ions to their lowest energy positions along the c axis by minimizing the Hellmann-Feynman forces, while retaining tetragonal symmetry. We obtain a ground state that is significantly (0.14 eV) lower

in energy than the reference structure, but which has a similar value of polarization. Two stable ground states with different and opposite polarizations from the reference structure, the signature of a ferroelectric, are not obtained. Thus it appears that tri-layering alone does not lead to a significant switchable polarization in the absence of some additional driving force for ferroelectricity. In all cases, the magnetic ions are high spin with negligible energy differences between ferro- and ferri-magnetic orderings of the Fe and Cr ions; both arrangements lead to substantial magnetizations of 440 and 110 emu/cm³ respectively. Such magnetic tri-layer systems could prove useful in non-linear-optical applications, where a breaking of the inversion center is required, but a switchable polarization is not.

Since epitaxial strain has been shown to have a strong influence on the polarization of some ferroelectrics (such as increasing the remanent polarization and Curie temperature of BaTiO₃ [20] and inducing room temperature ferroelectricity in otherwise paraelectric SrTiO₃ [21]) we next explore the effect of epitaxial strain on the polarization of La(Al,Fe,Cr)O₃. To simulate the effects of epitaxial strain we constrain the value of the in-plane lattice parameter, adjust the out of plane parameter so as to maintain a constant cell volume, and relax the atomic positions. The volume maintained is that of the calculated fully optimized structure, 167 Å³, which has an in-plane lattice constant of 3.82 Å. As shown in Figure 3, we find that La(Al,Fe,Cr)O₃ undergoes a phase transition to a polar state at an in-plane lattice constant of 3.76 Å, which corresponds to a (compressive) strain of -0.016 (calculated from $(a_{\parallel} - a_0)/a_0$ where a_{\parallel} is the in-plane lattice constant and a_0 is the calculated equilibrium lattice constant). A compressive strain of -0.016 is within the range attainable by growing a thin film on a substrate with a suitably reduced lattice constant.

We find that significant ferroelectric polarizations can be induced in La(Al,Fe,Cr)O₃ at even smaller strain values by using *negative pressure* conditions. We simulate negative pressure by increasing all three lattice constants and constraining them to be equal; such a growth condition might be realized experimentally by growing the film in small cavities on the surface of a large-lattice-constant substrate, such that epitaxy occurs both horizontally and vertically. As in the planar epitaxial strain state, the system becomes strongly polar; this time the phase transition to the polar state occurs at a lattice constant of 3.85 Å, at which the strain is a negligible 0.001 relative to the lattice constant of the fully optimized system.

In Fig. 1 we show the calculated energy versus distortion profile and polarization for

negative pressure $\text{La}(\text{Al,Fe,Cr})\text{O}_3$ with lattice constant = 3.95 Å, well within the ferroelectric region of the phase diagram shown in Fig. 3. The system has a characteristic ferroelectric double well potential which is almost symmetric in spite of the tri-layering; the two ground states have polarizations of 38.9 and -39.9 $\mu\text{C cm}^{-2}$ respectively, relative to the reference structure at the same lattice constant. Since the energies of the two minima are almost identical, the effective electric field $E_{eff}=\Delta E/\Delta P$, introduced in Ref [15], is close to zero and there is no tendency to self pole. The origin of the symmetry is seen in the calculated Born effective charges (3.6, 3.5 and 3.3 for Al, Fe and Cr respectively) which show that the system is largely ionic, with the ions showing very similar trivalent cationic behavior. A similar profile is observed under planar epitaxial strain, although the planar strained system is around 0.15 eV lower in energy than the negative pressure system for the same in-plane lattice constant.

To decouple the effects of interfacial strain and tri-layering we calculate the polarization as a function of strain and negative pressure for the individual components, LaAlO_3 , LaFeO_3 and LaCrO_3 . We find that all three single-phase materials become polar at planar epitaxial strains of -0.03 (LaAlO_3), -0.02 (LaFeO_3), and -0.01 (LaCrO_3). Likewise, all three components become polar at negative pressure, under strains of +0.03 (LaAlO_3), +0.001 (LaFeO_3), and +0.001 (LaCrO_3). (The higher strains required in LaAlO_3 reflect its smaller equilibrium lattice constant.)

These results confirm our earlier conclusion that the large polarizations obtained in strained and negative pressure $\text{La}(\text{Al,Fe,Cr})\text{O}_3$ are not a result of the tri-layering. We therefore suggest that many perovskite oxides should be expected to show ferroelectricity provided that two conditions imposed in our calculations are met: First, the ionic radii of the cation sites in the high symmetry structure are larger than the ideal radii, so that structural distortions are desirable in order to achieve an optimal bonding configuration. This can be achieved by straining the system epitaxially or in a “negative pressure” configuration. And second, non-polar structural distortions, such as Glazer tiltings [30], are de-activated relative to polar, off-centering distortions. These have been prohibited in our calculations by the imposition of tetragonal symmetry; we propose that the symmetry constraints provided experimentally by hetero-epitaxy in two or three dimensions should also disfavor non-polar tilting and rotational distortions. A recent intriguing theoretical prediction that disorder can be used to disfavor cooperative tilting modes is awaiting experimental verification [31].

Finally, we compare the tri-layered $\text{La}(\text{Al,Fe,Cr})\text{O}_3$ with the polarization of its individual components. Calculated separately, the remnant polarizations of LaAlO_3 , LaFeO_3 and LaCrO_3 , all at negative pressure with $a=c=3.95 \text{ \AA}$, average to $40.4 \mu\text{C cm}^{-2}$. This is only slightly larger than the calculated polarizations of the heterostructure, 39.0 and $40.0 \mu\text{C cm}^{-2}$, indicating that tri-layering has a negligible effect on the polarity. This surprising result warrants further investigation into how the layering geometry modifies the overall polarization.

In conclusion, we have shown that asymmetric layering alone is not sufficient to produce a significant switchable polarization in a $\text{La}(\text{Al,Fe,Cr})\text{O}_3$ superlattice, and we suggest that earlier reports of large polarizations in other tri-layer structures may have resulted from the intrinsic polarization of one of the components combined with epitaxial strain. We find instead that $\text{La}(\text{Al,Fe,Cr})\text{O}_3$ and its parent compounds can become strongly polar under reasonable values of epitaxial strain and symmetry constraints, and that tri-layering serves to modify the resulting polarization. Finally, we suggest “negative pressure” as an alternative route to ferroelectricity and hope that our prediction motivates experimental exploration of such growth techniques.

This work was funded by the NSF IGERT program, grant number DGE-9987618, and the NSF Division of Materials Research, grant number DMR-0605852. The authors thank Massimiliano Stengel and Claude Ederer for helpful discussions.

-
- [1] N. A. Hill, *J. Phys. Chem. B* **104**, 6694 (2000).
 - [2] C. Ederer and N. A. Spaldin, *Curr. Opin. Solid State Mater. Sci.* **9**, 128 (2005).
 - [3] M. Fiebig, *J. Phys. D: Appl. Phys.* **38**, R1 (2005).
 - [4] R. Seshadri and N. A. Hill, *Chem. Mater.* **13**, 2892 (2001).
 - [5] A. M. dos Santos, S. Parashar, A. R. Raju, Y. S. Zhao, A. K. Cheetham, and C. N. R. Rao, *Solid State Commun.* **122**, 49 (2002).
 - [6] J. Wang, J. B. Neaton, H. Zheng, V. Nagarajan, S. B. Ogale, B. Liu, D. Viehland, V. Vaithyanathan, D. G. Schlom, U. V. Waghmare, N. A. Spaldin, K. M. Rabe, M. Wuttig, R. Ramesh, *Science* **299**, 1719 (2003).
 - [7] J. B. Neaton, C. Ederer, U. V. Waghmare, N. A. Spaldin, and K. M. Rabe, *Phys. Rev. B* **71**,

- 014113 (2005).
- [8] B. B. van Aken, T. T. M. Palstra, A. Filippetti, and N. A. Spaldin, *Nat. Mater.* **3**, 164 (2004).
 - [9] D. L. Fox and J. F. Scott, *J. Phys. C* **10**, L329 (1977).
 - [10] C. Ederer and N. A. Spaldin, *Phys. Rev. Lett.* **95**, 257601 (2005).
 - [11] N. Ikeda, H. Ohsumi, K. Ohwada, K. Ishii, T. Inami, K. Kakurai, Y. Murakami, K. Yoshii, S. Mori, Y. Horibe, H. Kitô, *Nature* **436**, 1136 (2005).
 - [12] M. A. Subramanian, H. Tao, C. Jiazhong, N. S. Rogado, T. G. Calvarese, and A. W. Sleight, *Adv. mater.* **18**, 1737 (2006).
 - [13] T. Kimura, T. Goto, H. Shintani, K. Ishizaka, T. Arima, and Y. Tokura, *Nature* **426**, 55 (2003).
 - [14] R. Ramesh and N. A. Spaldin, *Nat. Mater.* **6**, 21 (2007).
 - [15] N. Sai, B. Meyer, and D. Vanderbilt, *Phys. Rev. Lett.* **84**, 5636 (2000).
 - [16] H. N. Lee, H. M. Christen, M. F. Chisholm, C. M. Rouleau, and D. H. Lowndes, *Nature* **433**, 395 (2005).
 - [17] M. P. Warusawithana, E. V. Colla, J. N. Eckstein, and M. B. Weissman, *Phys. Rev. Lett.* **90**, 036802 (2003).
 - [18] Y. Ogawa, H. Yamada, T. Ogasawara, T. Arima, H. Okamoto, M. Kawasaki, and Y. Tokura, *Phys. Rev. Lett.* **90**, 217403 (2003).
 - [19] J. B. Neaton and K. M. Rabe, *Appl. Phys. Lett.* **82**, 1586 (2003).
 - [20] K. J. Choi, M. Biegalski, Y. L. Li, A. Sharan, J. Schubert, R. Uecker, P. Reiche, Y. B. Chen, X. Q. Pan, V. Gopalan, L. Q. Chen, D. G. Schlom, C. B. Eom, *Science* **306**, 1005 (2004).
 - [21] J. H. Haeni, P. Irvin, W. Chang, R. Uecker, P. Reiche, Y. L. Li, S. Choudhury, W. Tian, M. E. Hawley, B. Craigo, A. K. Tagantsev, X. Q. Pan, S. K. Streiffer, L. Q. Chen, S. W. Kirchoefer, J. Levy, D. G. Schlom, *Nature* **430**, 758 (2004).
 - [22] V. I. Anisimov, F. Aryasetiawan, and A. I. Liechtenstein, *J. Phys.: Condens. Mat.* **9**, 767 (1997).
 - [23] G. Kresse and J. Furthmüller, *Phys. Rev. B* **54**, 11169 (1996).
 - [24] P. E. Blöchl, *Phys. Rev. B* **50**, 17953 (1994).
 - [25] G. Kresse and D. Joubert, *Phys. Rev. B* **59**, 1758 (1999).
 - [26] R. D. King-Smith and D. Vanderbilt, *Phys. Rev. B* **47**, 1651 (1993).
 - [27] D. Vanderbilt and R. D. King-Smith, *Phys. Rev. B* **48**, 4442 (1993).

- [28] Z. Yang, Z. Huang, L. Ye, and X. Xie, Phys. Rev. B **60**, 15674 (1999).
- [29] I. Solovyev, N. Hamada, and K. Terakura, Phys. Rev. B **53**, 7158 (1996).
- [30] A. M. Glazer, Acta Crystallogr. B **28**, 3384 (1972).
- [31] D. I. Bilc and D. J. Singh, Phys. Rev. Lett. **96**, 147602 (2006).

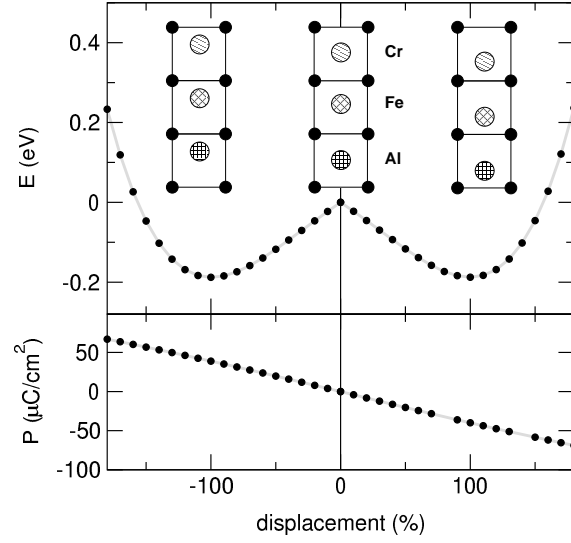


FIG. 1: Energy and polarization as a function of displacement from the centrosymmetric structure for $\text{La}(\text{Al,Fe,Cr})\text{O}_3$ under negative pressure with $a = c = 3.95 \text{ \AA}$. Inset: Schematic representation of the centrosymmetric unit cell (center) and displacements of the metal cations corresponding to the energy minima. Displacements are exaggerated for clarity.

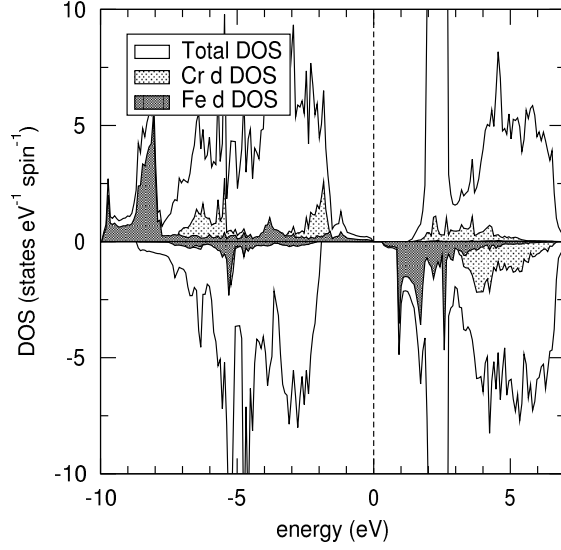


FIG. 2: Density of states for Fe and Cr ions in $\text{La}(\text{Al,Fe,Cr})\text{O}_3$ with U/J values of $6/0.6$ eV and $5/0.5$ eV respectively. The dashed line at 0 eV indicates the position of the Fermi energy.

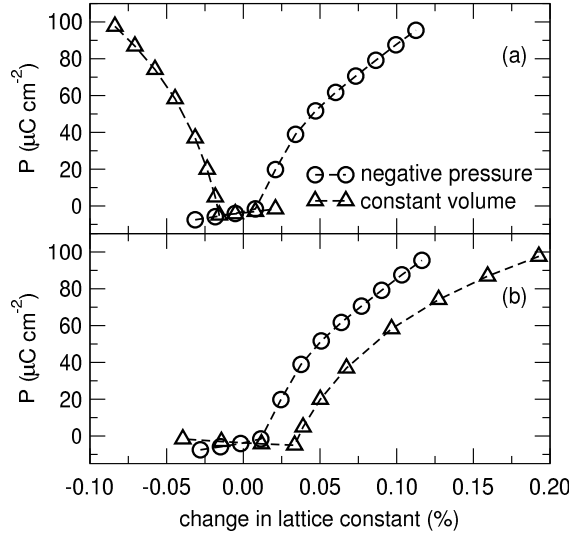


FIG. 3: Calculated polarizations of negative pressure (circles) and epitaxially strained (triangles) $\text{La}(\text{Al,Fe,Cr})\text{O}_3$ as a function of change in (a) in-plane and (b) out-of-plane lattice constants relative to the lattice constants of the fully relaxed structures. The polarizations are reported relative to the appropriate corresponding reference structures in each case.