

Quantum criticality and disorder in the antiferromagnetic critical point of NiS₂ pyrite

N. Takeshita¹, S. Takashima², C. Terakura¹, H. Nishikubo², S. Miyasaka³, M. Nohara², Y. Tokura^{1,4}, and H. Takagi^{1,2}

¹*Correlated Electron Research Center (CERC), National Institute of Advanced Industrial Science and Technology (AIST), Tsukuba 305-8562, Japan*

²*Department of Advanced Materials, University of Tokyo, Kashiwa 277-8561, Japan*

³*Department of Physics, Osaka University, Toyonaka 560-0043, Japan*

⁴*Department of Applied Physics, University of Tokyo, Tokyo 113-8656, Japan*

(Dated: November 11, 2021)

A quantum critical point (QCP) between the antiferromagnetic and the paramagnetic phases was realized by applying a hydrostatic pressure of ~ 7 GPa on single crystals of NiS₂ pyrite with a low residual resistivity, ρ_0 , of $0.5 \mu\Omega\text{cm}$. We found that the critical behavior of the resistivity, ρ , in this clean system contrasts sharply with those observed in its disordered analogue, NiS_{2-x}Se_x solid-solution, demonstrating the unexpectedly drastic effect of disorder on the quantum criticality. Over a whole paramagnetic region investigated up to $P = 9$ GPa, a crossover temperature, defined as the onset of T^2 dependence of ρ , an indication of Fermi liquid, was suppressed to a substantially low temperature $T \sim 2$ K and, instead, a non Fermi liquid behavior of ρ , $T^{3/2}$ -dependence, robustly showed up.

PACS numbers:

A hallmark of strongly correlated electron systems is the presence of a rich variety of phases often competing with each other. When two phases meet with each other in the $T = 0$ limit by tuning a phase controlling parameter such as pressure and chemical doping, quantum fluctuations often give rise to exotic states of electrons, which has been attracting considerable interest in condensed matter research [1]. One of the most fascinating cases is a breakdown of the Fermi liquid at magnetic quantum critical points (QCP) in itinerant magnets, which has been believed to be captured by self-consistent renormalization theory [2] and scaling analysis [3, 4]. The onset temperature of Fermi liquid coherence, probed by a quadratic temperature dependence of resistivity $\rho(T) \propto T^2$, is predicted to be suppressed by the presence of low lying spin fluctuations near QCP and, right at QCP, a non Fermi liquid ground state is realized which manifests itself as a non-trivial power law behavior of resistivity $\rho(T) \propto T^n$ down to the $T = 0$ limit, where $n = 3/2$ for antiferromagnetic (AF) QCP and $n = 5/3$ for ferromagnetic (F) QCP [5]. A V-shaped recovery of Fermi liquid behavior, T^2 -resistivity, around QCP is anticipated as a function of phase tuning parameter.

The critical behavior of $\rho(T)$ near the AF QCP in NiS_{2-x}Se_x solid solution is a textbook demonstration of standard theories for QCP. NiS₂ crystallizes in the pyrite structure. Ni is divalent and therefore accommodates two electrons in doubly degenerate e_g orbitals ($t_{2g}^6 e_g^2$). Due to a strong onsite Coulomb repulsion among Ni e_g electrons, the system is a $S = 1$ Mott insulator [6, 7]. By substituting S with Se, the effective bandwidth can be increased due to the increase of p - d hybridization. With increasing x in NiS_{2-x}Se_x, the system experiences a weakly first order transition to an AF metal with a collinear spin structure [8] at $x \sim 0.4$ and then a second order transition to a paramagnetic metal at $x = 1.0$.

In the AF metal phase of NiS_{2-x}Se_x, the AF transition temperature is $T_N \sim 90$ K at $x = 0.5$ and, with increasing x , continuously goes down to $T = 0$ at $x = 1.0$, giving rise to a well defined AF QCP. The $T^{3/2}$ dependence of $\rho(T)$, expected for AF QCP, is observed at least down to 1.7 K at $x = 1.0$. On going away from $x = 1.0$, T^2 -behavior of $\rho(T)$ quickly recovers and a V-shaped region with T^2 resistivity is identified around $x = 1.0$. It is known that the application of pressure is equivalent to Se substitution in that it increases the band width. By applying pressure P on an AF metal NiS_{1.3}Se_{0.7}, suppression of T_N analogous to Se substitution was indeed observed and, eventually, QCP was approached with $P = 2$ GPa [9]. The phase diagram and the critical behavior of the resistivity in pressurized NiS_{1.3}Se_{0.7} were essentially identical with Se content x simply replaced with P [9].

Recently, however, there has been growing evidence that, the above mentioned textbook picture is violated in a variety of intermetallic systems. In a helical magnet MnSi [10] and a weak ferromagnet ZrZn₂ [11], a non trivial power law behavior of resistivity, $\rho(T) \propto T^{3/2}$, dominates the resistivity down to a very low temperature, not only right at the QCP but also over a wide range of paramagnetic phase. At the AF QCP in CePd₂Si₂, with increasing the purity of sample, the exponent of the power law resistivity was found to deviate significantly from the standard value of $3/2$ [12]. The common feature among these systems is that they are clean with a low residual resistivity of $\rho_0 < 1 \mu\Omega\text{cm}$ [10, 11]. In contrast, in NiS_{2-x}Se_x solid solution where textbook example of critical behavior of $\rho(T)$ is observed, Se substitution inherently gives rise to disorder. Indeed, ρ_0 of NiS_{2-x}Se_x around QCP is as large as several $10 \mu\Omega\text{cm}$. Questions immediately arise. Does the non-trivial behavior in the intermetallics represent a generic property of magnetic

QCP in clean systems? Does standard behavior of QCP shows up only when the system is disordered? To tackle these questions experimentally, we attempted to realize a “clean” QCP in $\text{NiS}_{2-x}\text{Se}_x$. The parent compound of $\text{NiS}_{2-x}\text{Se}_x$, NiS_2 , is pure and presumably clean. If one can approach the QCP of pure NiS_2 by pressure without relying on Se substitution, a clean analogue of AF QCP in $\text{NiS}_{2-x}\text{Se}_x$ can be explored and the impact of disorder on QCP can be captured. Recent progress of high pressure technique enabled us to do so.

In this Letter, we address the issue of criticality and disorder by examining the critical behavior of resistivity of pure NiS_2 under pressures. The AF QCP of NiS_2 was reached at ~ 7 GPa, where the system was found very clean with a low residual resistivity ρ_0 of $\sim 0.5 \mu\Omega\text{cm}$. Not only right at the QCP but over an entire range of the paramagnetic phase investigated, the recovery of Fermi liquid T^2 of $\rho(T)$ is suppressed substantially to a very low temperature below ~ 2 K and non Fermi liquid behavior with $T^{3/2}$ dependence of $\rho(T)$ dominated. We demonstrate the drastic influence of disorder on this AF QCP by contrasting the result with previous pressure work on $\text{NiS}_{1.3}\text{Se}_{0.7}$ with a residual resistivity of $60 \mu\Omega\text{cm}$ [9].

NiS_2 sample used in this study was prepared by a vapor transport technique. The resistivity measurement was performed by a conventional four probe technique under hydrostatic pressure up to ~ 10 GPa in a cubic anvil type pressure system down to 3 K and also in a modified Bridgman-type pressure cell down to 180 mK. The results obtained by the two different pressure setups agreed reasonably in the temperature range of overlap, indicating a very good homogeneity of pressure. Pressure was calibrated by measuring the superconducting transition temperature of Pb [13].

The inset of Fig. 1 demonstrates $\rho(T)$ of NiS_2 at relatively low pressures below 4 GPa. With applying pressure, the insulating behavior of $\rho(T)$ switches into metallic behavior, indicating the occurrence of metal-insulator transition. In between 2.6-3.4 GPa, we observe a discontinuous jump of resistivity as a function of temperature, which corresponds to a first order metal-insulator transition line on the phase diagram in Fig. 1. The discontinuous jump appears to terminate around 200 K, indicating the presence of a critical end point. In the phase diagram of $\text{NiS}_{2-x}\text{Se}_x$ solid solution, the first order phase line terminates at much lower temperature and is hard to identify [14]. This difference appears to suggest the strong influence of disorder on the Mott criticality.

As seen in the inset of Fig. 1, $\rho(T)$ of pure NiS_2 showed metallic behavior above $P = 2.6$ GPa. The residual resistivity at the critical point was as low as $\sim 0.5 \mu\Omega\text{cm}$, demonstrating that the system is indeed very clean. Magnetic ordering in the AF metal phase manifests itself as a very weak but sharp kink in $\rho(T)$ at T_N as indicated by the arrows. The antiferromagnetic transition temperature T_N thus determined systematically goes down upon

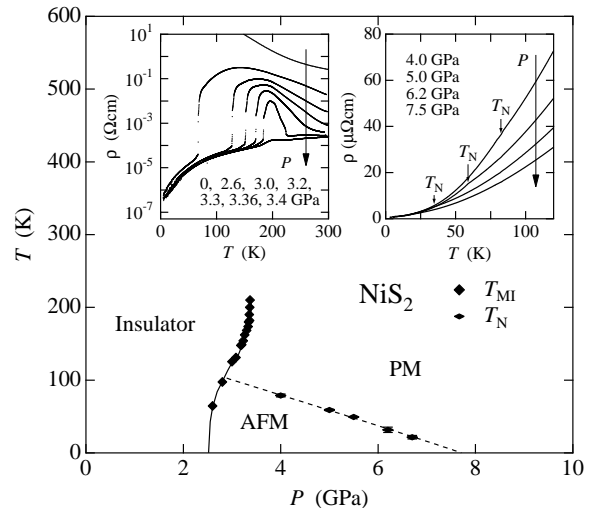


FIG. 1: The electronic phase diagram of clean NiS_2 pyrite as a function of pressure. PM and AFM denote paramagnetic metal and AF metal, respectively. The inset shows the temperature dependent resistivity under pressures, $P = 0 - 3.4$ GPa (left) and $P = 4.0 - 7.5$ GPa (right).

pressure and approaches $T = 0$ somewhere around 7-7.5 GPa. No superconductivity was observed between $P = 6$ and 9.1 GPa down to 180 mK, in spite of the low residual resistivity. This appears to suggest that realizing an AF QCP in clean systems alone is not enough to achieve exotic superconductivity as observed in heavy Fermion compounds [15, 16, 17, 18] and that additional ingredients such as Kondo physics must be invoked.

The pressure dependence of T_N , determined by the kink in $\rho(T)$, together with the first order metal insulator transition, is summarized as a phase diagram in Fig. 1. T_N appears to decrease almost linearly in contradiction to $(P_c - P)^{2/3}$ dependence expected from self consistent renormalization theory [5]. Unusual linear suppression of the magnetic transition temperature was also observed analogously for a helical magnet MnSi [10] and a weakly ferromagnet ZrZn_2 [11] when the sample is very clean. It may be interesting to infer that, in these clean system, the magnetic transition as a function of pressure is reported to be a first order rather than a second order. In the clean NiS_2 , we cannot rule out the possibility of a first order transition at this stage, because $\rho(T)$ is not very sensitive to T_N near the critical point.

The signature of AF criticality in this clean system was explored. The inset of Fig. 2 demonstrates $\rho(T)$ below 30 K, plotted as ρ vs. $T^{3/2}$. In the antiferromagnetic phase at $P = 6.2$ GPa, $\rho - T^{3/2}$ curve is linear above T_N but shows superlinear behavior below T_N . The temperature dependence below T_N is found to be approximately T^2 , indicative of the formation of coherent quasi particles. In the paramagnetic phase above ~ 7 GPa, however, the $\rho - T^{3/2}$ curve shows a linear behavior down to very low

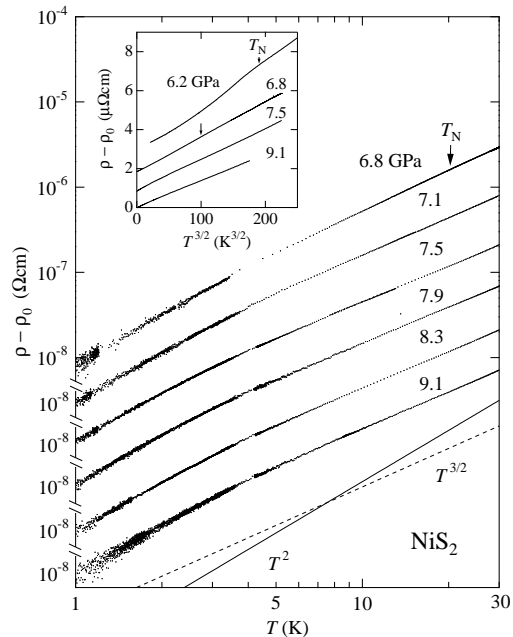


FIG. 2: Temperature dependent part of resistivity $\rho - \rho_0$ as a function of temperature under pressure above ~ 7 GPa, where the system is paramagnetic, plotted as $\log(\rho - \rho_0)$ vs. $\log T$. The inset shows ρ vs. $T^{3/2}$ plot.

temperature which is expected for the antiferromagnetic critical point due to low lying spin fluctuations. It is remarkable to see $T^{3/2}$ behavior characteristic of the antiferromagnetic critical point over such a wide range of pressure from ~ 7 GPa to ~ 9 GPa. $\rho(T)$ is surprisingly insensitive to the pressure in the paramagnetic region above 7 GPa and it is hard to find a signature of criticality. This is analogous to those observed in a helical magnet MnSi [10] and a weakly ferromagnetic magnet ZrZn₂ [11] when the sample is clean, implying that unusual critical behavior in clean systems is ubiquitous.

To investigate the details of unusual temperature dependence in the paramagnetic phase further, we plotted the temperature dependence of $\rho - \rho_0$ as $\log(\rho - \rho_0)$ vs. $\log T$ in the main panel of Fig. 2. The residual resistivity ρ_0 was determined by extrapolating $\rho - T^2$ curve to $T = 0$ limit. We note here that the temperature dependent part $\rho - \rho_0$ is comparable to ρ_0 at ~ 3 K and, therefore, the ambiguity originating from the estimate of ρ_0 does not influence the temperature dependence of $\rho - \rho_0$ at least above 1 K. It is again clear that the slope is apparently smaller than 2 and instead close to $3/2$ above ~ 2 K. At the lowest temperatures below ~ 2 K, however, the slope becomes steeper and T^2 -resistivity appears to recover eventually below 2 K. This crossover temperature to T^2 -resistivity is again insensitive to pressure and always 2-3 K up to 9 GPa. Close inspection of data indicates that the crossover temperature is the lowest around 7.5 GPa but only slightly lower than the other pressures.

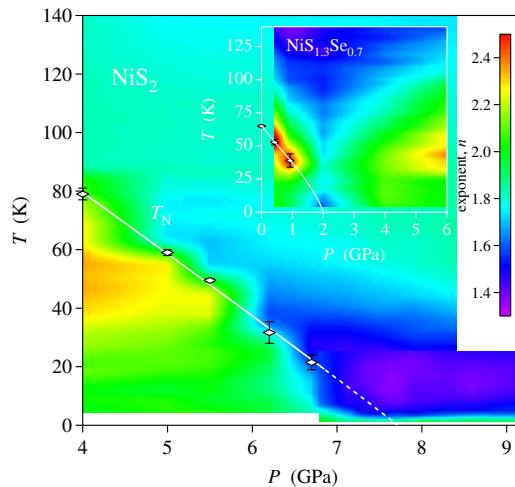


FIG. 3: Contour plot of the exponent n of power law dependence of resistivity on pressure-temperature plane, demonstrating the criticality observed in the temperature dependence of resistivity. The main panel is data for clean NiS₂ and the inset shows data for dirty NiS_{2-x}Se_x. The Néel temperature determined by resistivity anomaly was shown by the white line.

This strong suppression of the crossover to T^2 behavior in $\rho(T)$, over a remarkably wide range of pressure from ~ 7 GPa up to ~ 9 GPa, contrasts sharply with the observation in Se-doped samples, where the recovery of T^2 resistivity was clearly observed not only for the magnetic side but also for the paramagnetic side. As a function of Se-doping, a metal-insulator transition and antiferromagnetic critical point occurs at around Se content $x = 0.4$ and 1.0 , respectively, while ~ 2.5 GPa and ~ 7 GPa are required to reach a metal-insulator transition and QCP, respectively. This yields a conversion ratio of phase controlling parameters, ~ 0.15 Se/1 GPa. In this disordered NiS_{2-x}Se_x, the $T^{3/2}$ -dependence of $\rho(T)$ dominates at the QCP of $x = 1.0$. With further doping of Se up to $x = 1.33$ which is equivalent of additional pressure of $\simeq 2$ GPa, however, the T^2 resistivity is fully recovered and can be observed below ~ 80 K [9]. Analogously, in a Se doped NiS_{1.3}Se_{0.7} crystal under pressure, on going from the QCP at $P \sim 2$ GPa to $P = 4$ GPa, T^2 resistivity recovers quickly and shows up below 80 K with increase of 2 GPa. These should be compared with the low crossover temperature of 2-3 K, approximately 2 GPa above the critical point.

To visually illustrate these points, we plotted the exponent of power law dependence of $\rho(T)$, n as a contour map on the pressure-temperature plane in Fig. 3. The exponent was determined by taking the derivative of the $\log(\rho - \rho_0) - \log T$ curve in Fig. 2. It is clear that the V-shaped recovery of Fermi liquid behavior around QCP is absent in clean NiS₂. The recovery can be seen only on the antiferromagnetic side below 7 GPa, where the

region with $n = 2$ (T^2) develops below T_N . Above the critical point of $P \sim 7$ GPa, it is clear that the $n = 1.5$ ($T^{3/2}$) region predominantly occupies a majority of the paramagnetic phase. A thin region with a different color is lying at the $T = 0$ limit. This corresponds to the marginal recovery of Fermi liquid behavior below ~ 2 K. In the inset of Fig. 3, we have constructed the contour map also for the $\text{NiS}_{1.3}\text{Se}_{0.7}$ data under pressure from a previous report [7]. Note again the V-shaped recovery on the temperature scale of 100 K over ~ 2 GPa pressure.

The remarkable contrast in the critical behavior between pure NiS_2 and $\text{NiS}_{2-x}\text{Se}_x$, visually demonstrated in Fig. 3, indicates that the influence of disorder on quantum criticality is surprisingly drastic, since the only difference between the two systems is the disorder produced by Se substitution. In $\text{NiS}_{1.3}\text{Se}_{0.7}$ solid solution, the residual resistivity ρ_0 is approximately $60 \mu\Omega\text{cm}$, which is larger than those of pure NiS_2 by two orders of magnitude. When the samples are disordered, we do see a canonical behavior of the QCP as predicted by standard theories [3, 4, 5]. To our surprise, once the system becomes clean, the textbook behavior is gone and the Fermi liquid coherence seen in $\rho(T)$ is dramatically suppressed. We should note that the magnitude of $\rho(T) - \rho_0$ is roughly $50 \mu\Omega\text{cm}$ in the temperature range below 100 K at around QCP. In the Se doped crystal, inelastic scattering is always weaker than or at most comparable to elastic scattering due to disorder below 100 K. In the pure NiS_2 , in contrast, the same situation, $\rho - \rho_0 < \rho_0$ occurs only below 2-3 K, where we observed crossover to T^2 -resistivity. This suggests that disorder might be controlling the appearance of T^2 -resistivity.

One of the plausible scenarios for the strong influence of disorder and robust non-Fermi liquid behavior might be a dichotomy of the Fermi surface [19]. It is natural that a specific part of Fermi surface, a “hot spot”, is coupled strongly with a critical antiferromagnetic fluctuation with a characteristic wave vector Q . There may remain a region with well defined quasiparticles free from critical fluctuations, a cold spot. The transport is then determined by an interplay of these two contributions at high temperatures but eventually a cold spot with T^2 -dependence should dominate the conduction at very low temperatures. This phase separation in k -space might explain in part the unusual temperature dependence observed in pure NiS_2 but it is not clear whether the robustness of non Fermi liquid behavior can be properly described. In this scenario, the strong influence of disorder can be naturally understood. The strong elastic scattering should mix up the hot spot and cold spot and the inelastic scattering therefore becomes effectively isotropic, which might be close to the situation implicitly assumed in standard theories [5]. Another scenario might be a phase separation and the resultant domain or bubble formation in real space as discussed in clean MnSi

where the helical spin order disappears discontinuously as a first order transition [10]. These bubbles and domains have been proposed to be responsible for the robust non Fermi liquid behavior in the paramagnetic phase. It is worth checking the possible first order transition carefully checking the magnetism at ~ 7 GPa.

In conclusion, we have demonstrated the sharp contrast in the quantum critical behavior of $\rho(T)$ between the clean and the disordered systems by examining a single crystal of NiS_2 with a low residual resistivity of $\sim 0.5 \mu\Omega\text{cm}$. Previously, the V-shaped recovery of Fermi liquid behavior (T^2 -behavior of resistivity) around the antiferromagnetic critical point was clearly observed as a function of pressure and Se content in the dirty $\text{NiS}_{2-x}\text{Se}_x$ systems with $\rho - \rho_0 < \rho_0$. In sharp contrast, we found a robust non Fermi liquid behavior over a wide pressure range in the paramagnetic side of a QCP in the clean system with $\rho - \rho_0 \gg \rho_0$. These results clearly demonstrate that our understanding of the quantum critical point is still far from complete and some important ingredient must be missing.

The authors would like to thank M. Imada and H. Fukuyama for discussion. This work was partly supported by a Grant-in-Aid for Scientific Research (No. 18043009) from the Ministry of Education, Culture, Sports, Science and Technology of Japan and CREST, Japan Science and Technology Agency (JST).

-
- [1] P. Coleman and A. J. Schofield, *Nature* **433**, 226 (2005).
 - [2] T. Moriya, *Spin Fluctuations in Itinerant Electron Magnetism* (Springer-Verlag, Berlin, 1985).
 - [3] J. A. Hertz, *Phys. Rev. B.* **14**, 1165 (1976).
 - [4] A. J. Millis, *Phys. Rev. B.* **48**, 7183 (1993).
 - [5] T. Moriya and K. Ueda, *Adv. Phys.*, **49**, 555 (2000).
 - [6] S. Ogawa, *J. Appl. Phys.*, **50**, 2308 (1979).
 - [7] J. A. Wilson, *The Metallic and Non-metallic States of Matter*, pp.215-260 (Taylor & Francis, London, 1985).
 - [8] T. Miyadai *et al.*, *J. Phys. Soc. Jpn.*, **38**, 115 (1975).
 - [9] S. Miyasaka *et al.*, *J. Phys. Soc. Jpn.*, **69**, 3166 (2000).
 - [10] C. Pfleiderer, S. R. Julian, and G. G. Lonzarich, *Nature* **414**, 427 (2001).
 - [11] S. Takashima *et al.*, *J. Phys. Soc. Jpn.* **76**, 043704 (2007).
 - [12] F. M. Grosche *et al.*, *J. Phys.: Condens. Matter*, **12**, L533 (2000).
 - [13] N. Mōri, H. Takahashi, and N. Takeshita, *High Pressure Research*, **24**, 225 (2004).
 - [14] G. Czjzek *et al.*, *J. Magn. Mag. Mat.*, **3**, 58 (1976).
 - [15] D. Jaccard, K. Behnia, and J. Sierro, *Phys. Lett. A* **163**, 475 (1992).
 - [16] S. R. Julian *et al.*, *J. Phys.: Condens. Matter*, **8**, 9675 (1996).
 - [17] C. Petrovic *et al.*, *J. Phys.: Condens. Matter*, **13**, L337 (2001).
 - [18] S. S. Saxena *et al.*, *Nature* **406**, 587 (2000).
 - [19] A. Rosch, *Phys. Rev. B*, **62**, 4945 (2000).