

Exact Solution of Frenkel-Kontorova Models with a Complete Devil's Staircase in Higher Dimensions

Hsien-chung Kao^{1,2}, Shih-Chang Lee¹, and Wen-Jer Tzeng¹

¹*Institute of Physics, Academia Sinica, Taipei, Taiwan 11529, R.O.C.*

²*Department of Physics, Tamkang University, Tamsui, Taiwan 25137, R.O.C.*

Abstract

We solve exactly a class of Frenkel-Kontorova models with piecewise parabolic potential, which has d sub-wells in a period. With careful analysis, we show that the phase diagram of the minimum enthalpy configurations exhibits the structure of a complete d -dimensional devil's staircase. The winding number of a minimum enthalpy configuration is locked to rational values, while the fraction of atoms in each sub-well is locked to values which are sub-commensurable with the winding number.

PACS number(s):03.20.+i, 05.45.+b, 64.60.Ak

Typeset using REVTeX

Periodic modulated structures are quite common in both condensed-matter and dynamical systems. As suitable parameters are varied, such structures may go through commensurate-incommensurate phase transitions. In particular, when a system is in the highly nonlinear regime, there is generally a tendency for the periodicity to lock into values which are commensurable with the lattice constant [1]. The Frenkel-Kontorova (FK) model is just such an example, which describes a one-dimensional chain of coupled atoms subject to a periodic potential V :

$$H(\{u_n\}) = \sum_n \left[\frac{1}{2} (u_{n+1} - u_n)^2 + \lambda V(u_n) - \sigma (u_{n+1} - u_n) \right]. \quad (1)$$

Here, u_n is the position of the n th atom, λ is a measure of the nonlinearity. For simplicity, suitable length scale is chosen so that the periodicity of $V(u)$ is one.

From the variational principle, we see that a stationary configuration $\{u_n\}$ must satisfy the following equation:

$$u_{n+1} - 2u_n + u_{n-1} = \lambda V'(u_n). \quad (2)$$

It is well-known that the above equation can be rewritten as coupled first order difference equations, which provides a link between the stationary configurations in an FK model and the trajectories in a two-dimensional area-preserving map [2].

According to Aubry [3,4], a minimum-energy configuration is one in which H cannot be decreased by alteration of a finite number of u_n 's. For these configurations, there is a well-defined winding number

$$\omega \equiv \lim_{N, N' \rightarrow \infty} \frac{u_N - u_{-N'}}{N + N'}, \quad (3)$$

which is the mean distance between neighboring atoms. A ground state is a recurrent minimum-energy configuration, which can be depicted by [3,4]

$$u_n = f_\omega(n\omega + \alpha). \quad (4)$$

Here, α is an arbitrary phase variable; the hull function $f_\omega(x)$ is increasing with x and satisfies

$$f_\omega(x+1) = f_\omega(x) + 1. \quad (5)$$

When $f_\omega(x)$ is discontinuous, the positions of the atoms is described by either $f_\omega(x^+)$ or $f_\omega(x^-)$.

There are two distinct types of phase transitions in the FK models with smooth potential. First by varying σ with λ fixed, one finds a commensurate-incommensurate phase transition. For a given σ , there is a $\omega(\sigma)$ which specifies the minimum enthalpy state and it takes on rational value on an infinite set of plateaus. Such structures are called incomplete or complete devil's staircases depending on whether or not there are incommensurate phases with non-zero measure between the commensurate ones. [1-6]. There exists a critical value of λ , above which the devil's staircase becomes complete. On the other hand, if ω is fixed while λ is varied, one will see that for the incommensurate ground states there is a non-vanishing Peierls-Nabarro barrier above a critical value of λ [2,7]. It is called the transition by breaking of analyticity (TBA), since the most evident indication of this transition is the change in the analyticity of the hull function [2]. In terms of the two-dimensional area-preserving map, what happens to an incommensurate ground state is that it changes from a configuration represented by a KAM torus to one which is represented by a Cantor-Aubry-Mather (CAM) set [8].

The first exactly solved FK model was studied by Aubry using a piecewise parabolic potential [2,5,9]. The potential is the simplest non-linear one in that the non-linearity only occurs at one point in a period. It turns out that in this model both the critical values of λ are zero for the transitions described above. In other words, the devil's staircase in this system is always complete and the incommensurate configuration is always pinned unless $\lambda = 0$. Simple as the model may seem, it provides us a clear picture of systems in the pinned phase.

In this paper, we will solve exactly an extension of the Aubry model, when the potential has d sub-wells in a period. Such substructure may occur naturally in surface reconstruction or be realized in a superlattice. This model was first proposed by Griffiths, et al [10]. Several

interesting new phenomena such as solitons in the incommensurate phase, discontinuous Cantorus-Cantorus phase transitions, etc were found in the $d = 2$ case. As we shall see, the phase diagrams in the higher dimensional case are much more complicated

When there are d pieces of parabolas in a period, the potential is given by

$$V(u) = \min_{1 \leq i \leq d} \{V_i(u)\}, \quad (6)$$

with

$$V_i(u) = \frac{1}{2} (u - b_i - \text{Int}[u])^2 + h_i. \quad (7)$$

Here, $\text{Int}[u]$ is the integer part of u ; h_i and b_i 's are generally independent parameters.

Requiring $V(u)$ to be continuous, we find that the positions of the kinks are given by

$$p_i = \frac{b_i + b_{i+1}}{2} + \frac{h_{i+1} - h_i}{b_{i+1} - b_i}, \quad (8)$$

with $h_{d+i} = 1 + h_i$ and $b_{d+i} = 1 + b_i$. p_i 's must satisfy

$$0 \leq p_1 \leq \dots \leq p_d \leq 1. \quad (9)$$

For convenience, we will choose $p_d = 1$, which leads to the constraint $h_1 + b_1^2/2 = h_d + (1 - b_d)^2/2$. An example for $d = 3$ is shown in Fig. 1.

The force-balance equation is given by

$$u_{n+1} + u_{n-1} - (2 + \lambda)u_n = -\lambda (\text{Int}[u_n] + b_i), \quad p_{i-1} \leq u_n - \text{Int}[u_n] \leq p_i. \quad (10)$$

Introducing the hull function $f_\omega(x)$ [11] and making use of the fact that it is increasing with x [7], we can rewrite the above equation as

$$f_\omega(x + \omega) + f_\omega(x - \omega) - (2 + \lambda)f_\omega(x) = -\lambda \left\{ b_1 + \sum_{i=1}^d (b_{i+1} - b_i) \text{Int}[x + 1 - \beta_i] \right\}, \quad (11)$$

where $\beta_i \equiv \sum_{j=1}^i \nu_j$. ν_i designates the fraction of atoms that lies in the i -th sub-well and $\sum_{i=1}^d \nu_i = 1$. For consistency, β_i must satisfy the following condition:

$$f_\omega(\beta_i^-) \leq p_i \leq f_\omega(\beta_i^+). \quad (12)$$

It is easy to verify that the solution to Eq. (11) is given by

$$f_\omega(x) = d_0 \sum_{n=-\infty}^{\infty} e^{-|n|\chi} \left\{ b_1 + \sum_{i=1}^d (b_{i+1} - b_i) \text{Int}[n\omega + x + 1 - \beta_i] \right\}. \quad (13)$$

Here $e^{-x} \equiv \left\{ 1 + \lambda/2 - \sqrt{\lambda(1 + \lambda/4)} \right\}$, and $d_0 \equiv \tanh(\chi/2)$. It is obvious from the above result that around the i -th kink at p_i there will be a region of length $(b_{i+1} - b_i)d_0$, in which no atom is allowed.

Once we know the hull function, it is straightforward to find the average enthalpy per atom:

$$\begin{aligned} \eta(\omega, \nu_1, \dots, \nu_d) &= \frac{(\omega^2 - 2\sigma\omega)}{2} + \frac{\lambda}{2} \sum_{1 \leq i < j \leq d} \left\{ (b_i - b_j)(1 + b_i - b_j)\nu_i\nu_j \right\} + \lambda \sum_{i=1}^d h_i\nu_i \\ &\quad - \frac{\lambda d_0}{4} \sum_{n=-\infty}^{\infty} e^{-|n|\chi} \left\{ \sum_{i,j=1}^d (b_{i+1} - b_i)(b_{j+1} - b_j) S(n\omega + \beta_{j,i}) \right\}. \end{aligned} \quad (14)$$

Here, $S(x) \equiv (x - \text{Int}[x])^2 - (x - \text{Int}[x])$, and $\beta_{j,i} \equiv \beta_j - \beta_i$. The hull function and the average energy per atom have been obtained independently by Griffiths, et al in a different form [12].

Since $\eta(\omega, \nu_1, \dots, \nu_d)$ is a convex non-differentiable function, the minimum enthalpy configuration for a given set of $(\sigma, h_1, \dots, h_d, b_1, \dots, b_d)$ must be determined by the condition that the directional derivatives are non-negative in all directions. After some work, the condition simplifies to

$$\begin{aligned} \cos \theta_0 &\left\{ -\sigma + \frac{\lambda d_0}{2} \sum_{n=-\infty}^{\infty} n e^{-|n|\chi} \left(\sum_{j,k=0}^{d-1} \Delta b_j \Delta b_k \text{Int}[n\omega + \beta_{k,j} + \delta_{k,j}^n] \right) \right\} \\ + \lambda \sum_{i=1}^{d-1} \cos \theta_i &\left\{ \Delta h_i + d_0 \sum_{n=-\infty}^{\infty} e^{-|n|\chi} \left(\sum_{j=0}^{i-1} \sum_{k=i}^{d-1} \Delta b_j \Delta b_k \text{Int}[n\omega + \beta_{k,j} + \delta_{k,j}^n] \right) \right\} \geq 0. \end{aligned} \quad (15)$$

Here, $\Delta h_i \equiv (h_i - h_d)$, $\Delta b_j \equiv (b_{j+1} - b_j)$, $\delta_{k,j}^n \equiv \epsilon(n \cos \theta_0 + \sum_{l=1}^k \cos \theta_l - \sum_{l=1}^j \cos \theta_l)$. $\cos \theta_i$'s satisfy $\sum_{i=0}^{d-1} \cos^2 \theta_i = 1$, and $0 \leq \theta_i \leq \pi$. $\delta_{k,j}^n$ is just a bookkeeping device to remind one of which limit to take in the function $\text{Int}[x]$ at integer values of x . It is obvious from the above result that the phase diagram only depends on $(\Delta h_1, \dots, \Delta h_{d-1}, \Delta b_1, \dots, \Delta b_{d-1})$, as it should be.

To illustrate how the phase diagrams look like, let's first concentrate on the case of $d = 2$. For a given set of $(\omega, \Delta h_1, \Delta b_1)$, there is only one ν_1 that gives rise to the minimum energy state, and it can be determined by setting $\theta_0 = \pm\pi/2$ in the minimum enthalpy condition, Eq. (15). The resulting ν_1 is locked to values sub-commensurate to ω , i.e. there exists some integer n such that $n\omega + \nu_1 \in \mathbf{Z}$ (the set of all integers). In Fig. 2, we show the phase diagram for $\omega = (\sqrt{5} - 1)/2$. Each vertical cross section will give a devil's staircase in the $\Delta h_1 - \nu_1$ plane. A special case for $\Delta b_1 = 1/2$ has been shown in Fig. 2 of [10].

The phase diagram of the minimum enthalpy states in this case is three dimensional. For simplicity, let's look at the constant Δb_1 and Δh_1 slices, respectively. In the former case, the domains of stability fall into three categories (see Fig. 3):

i.) $n_0\omega, (n_1\omega + \nu_1) \notin \mathbf{Z}$, for any $n_0, n_1 \in \mathbf{Z}$ (ω irrational):

The domains are discrete points.

ii.) There exists $n \in \mathbf{Z}$ such that either $n\omega$ or $(n\omega + \nu_1) \in \mathbf{Z}$.

1. $\omega = p/q$ [13]. $(n\omega + \nu_1) \notin \mathbf{Z}$ for any $n \in \mathbf{Z}$:

The domains are horizontal lines with length $\frac{(2\Delta b_1^2 - 2\Delta b_1 + 1)\lambda d_0 q e^{-q\lambda}}{(1 - e^{-q\lambda})^2}$.

2. ω irrational. $(n\omega + \nu_1) \in \mathbf{Z}$ for some integer n :

The domains are lines with slope $-1/(\lambda n)$ and length $\Delta b_1(1 - \Delta b_1)\sqrt{1 + \lambda^2 n^2} (d_0 e^{-|n|\lambda})$.

iii.) $\omega = p/q$, $(s\omega + \nu_1) \in \mathbf{Z}$ for some integer $s \in [0, q - 1]$:

The domains are infinite-sided polygons with sides given by the lines described in (ii) and vertices by the points in (i).

Summing the area of all these polygons, we verify that they form a two-dimensional analog of a complete devil's staircase in the $\sigma - \Delta h_1$ plane. The phase diagram we obtained here is very similar to that obtained by Aubry, et al in a different model [14] and that obtained numerically by P. Delaly [15].

For constant Δh_1 , the phase diagram is very similar to the previous one, except for the following two aspects (see Fig. 4):

- a.) One can easily see from Fig. 2 that only some of the ν_1 's satisfying the sub-commensurability condition are allowed;
- b.) the lines in (ii.2) are parabolas instead.

It is straightforward to carry out a similar analysis for the phase diagrams in higher dimensions, i.e. $d \geq 3$. Let us introduce $\sigma = \bar{\sigma} + \delta\sigma$ and $\Delta h_i = \overline{\Delta h_i} + \delta h_i$. Here,

$$\begin{aligned}\bar{\sigma} &= \frac{\lambda d_0}{2} \sum_{n=-\infty}^{\infty} n e^{-|n|\chi} \left\{ \sum_{j,k=0}^{d-1} \Delta b_j \Delta b_k \overline{\text{Int}}[n\omega + \beta_{k,j}] \right\}, \\ \overline{\Delta h_i} &= d_0 \sum_{n=-\infty}^{\infty} e^{-|n|\chi} \left\{ \sum_{j=0}^{i-1} \sum_{k=i}^{d-1} \Delta b_j \Delta b_k \overline{\text{Int}}[n\omega + \beta_{k,j}] \right\},\end{aligned}\quad (16)$$

with $\overline{\text{Int}}[x] \equiv (\text{Int}[x^+] + \text{Int}[x^-])/2$. Eq. (15) becomes

$$\hat{\mathbf{u}} \cdot \mathbf{v} \leq \frac{\lambda d_0}{4} \sum_{n=-\infty}^{\infty} e^{-|n|\chi} \left\{ \sum_{j,k=0}^{d-1} \Delta b_j \Delta b_k Z(n\omega + \beta_{k,j}) |\mathbf{V}_{k,j}^n \cdot \hat{\mathbf{u}}| \right\}.\quad (17)$$

Here, $Z(x)$ takes the value 1 or 0 depending on whether x is an integer or not.

$\hat{\mathbf{u}} \equiv (\cos \theta_0, \cos \theta_1, \dots, \cos \theta_{d-1})$, an arbitrary unit vector, and $\mathbf{v} \equiv (\delta\sigma, -\lambda\delta h_1, \dots, -\lambda\delta h_{d-1})$. $\mathbf{V}_{k,j}^n \equiv (n, 0, \dots, 0, 1, \dots, 1, 0, \dots, 0)$, where the value 1 is assigned to the $[\min(j, k) + 2]$ -th to $[\max(j, k) + 1]$ -th components. It can be seen that for a domain of stability to have non-zero measure, the corresponding ω must be rational and all the ν_i 's must be sub-commensurate to ω . Furthermore, these domains are enclosed by infinitely many hyper-planes, where either ω is irrational while all the sub-commensurability conditions are satisfied or ω is rational while exactly one of the sub-commensurability conditions is violated. The intersections of these hyper-planes in turn give the boundaries of even lower dimensions, where two or more of the commensurability and sub-commensurability conditions fail. They correspond to multi-critical points in the phase diagram.

In this letter, we solve exactly a class of extended solvable FK models, whose potential has d sub-well in a period. Both the hull function and the enthalpy per atom for an arbitrary

d are given explicitly. Since the enthalpy per atom is non-analytic, the global minimum is found by requiring all the directional derivatives to be non-negative. Using this condition, we are able to determine analytically the complete phase diagram. For given Δb_i 's, the phase diagram is an extension of the devil's staircase to d dimensions as long as $\lambda > 0$. It will be interesting to see if the conclusion is still valid in the $d \rightarrow \infty$ limit. Detailed discussion of the phase diagram and the associated physics will be given in a subsequent paper.

ACKNOWLEDGMENTS

This work is supported in part by grants from the National Science Council of Taiwan-Republic of China under the contract number No. NSC85-2112-M-001-004.

REFERENCES

- [1] See, for example, P. Bak, Rep. Prog. Phys. **45**, 587 (1982).
- [2] S. Aubry, in *Solitons and Condensed Matter Physics*, ed. A. Bishop and T. Schneider, Vol. 8 of *Solid State Sciences* (Springer, Berlin, 1978).
- [3] S. Aubry and G. André, Ann. Israel Phys. Soc., **3**, 133 (1980).
- [4] (a) S. Aubry, Physica **D7**, 240 (1983); (b) S. Aubry and P. Le Daeron, Physica **D8**, 381 (1983).
- [5] S. Aubry, in *The Riemann Problem, Complete Integrability and Arithmetic Applications*, ed. D. and G. Chudnovsky, Vol. 925 of *Lecture Notes in Mathematics* (Springer, Berlin, 1980).
- [6] J. Villain and M. B Gordon, J. Phys. **C13** 3117 (1980).
- [7] H.-c. Kao, S.-C. Lee, and W.-J. Tzeng, “Studies on an Exactly Solvable Model with a Complete Devil’s Staircase,” Preprint IP-ASTP-20-95.
- [8] S. Aubry, J. Gosso, G. Abramovici, J. Raimbault, and P. Quemerais, Physica, **D47**, 461 (1991).
- [9] S. Aubry, J. Phys. **C16**, 2497 (1983).
- [10] R. B. Griffiths, H. J. Schellnhuber, and H. Urbschat, Phys. Rev. Lett. **65**, 2551 (1990).
- [11] Here, the relative phase is fixed by requiring $f_\omega(0^-) \leq 0 \leq f_\omega(0^+)$. For detail, see [7].
- [12] R. B. Griffiths, H. J. Schellnhuber, and H. Urbschat, “The Exact Ground State of the Frenkel-Kontorova Model with Generalized Scalloped Potential,” Mar. 1996, (unpublished).
- [13] Throughout the paper, we will assume p/q a irreducible fraction and the case of irrational ω can be obtained by taking $q \rightarrow \infty$.

- [14] S. Aubry, F. Axel, and F. Vallet, *J. Phys.* **C18**, 753 (1985).
- [15] P. Delaly in *Phase Diagrams of Systems Exhibiting Modulated Structures*, Ph. Thesis, Carnegie Mellon University, 1995.
- [16] Similar result for $d = 2$ is also discussed in [10].

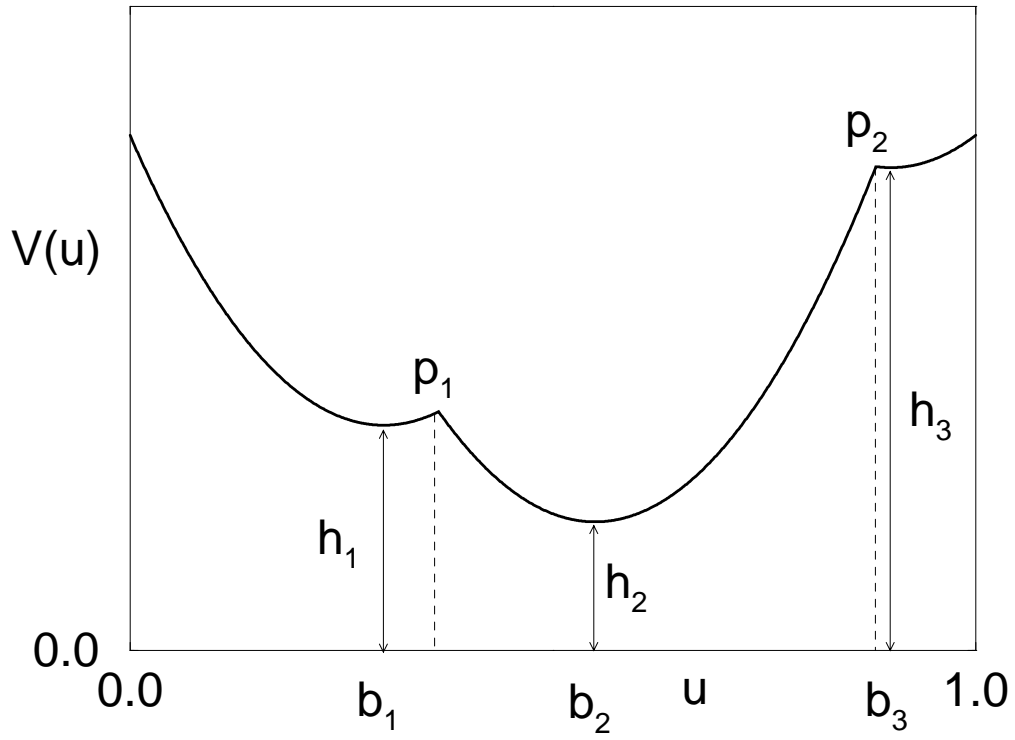


Fig. 1 Periodic potential V in Eq.(6) for $d=3$.

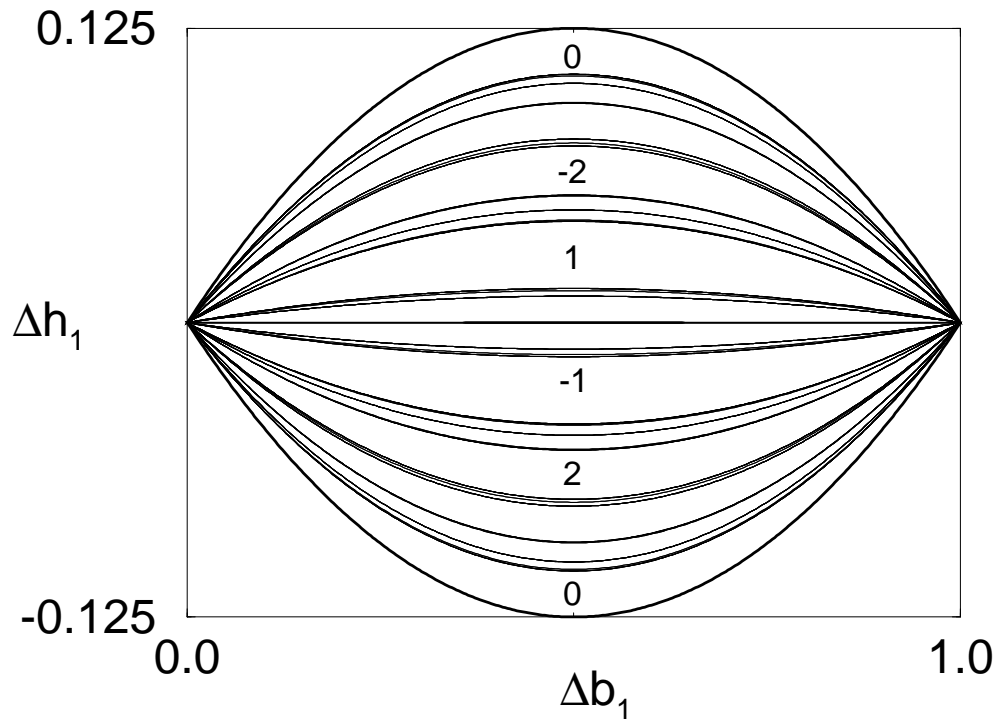


Fig. 2 Phase diagram in the Δb_1 - Δh_1 plane for $\lambda = 0.1$, and $\omega = (\sqrt{5} - 1)/2$. The values of n are inset, which is related to ν_1 through $\nu_1 = 1 + \text{Int}[n\omega] - n\omega$. The two heavy lines give the upper and lower bound of Δh_1 .

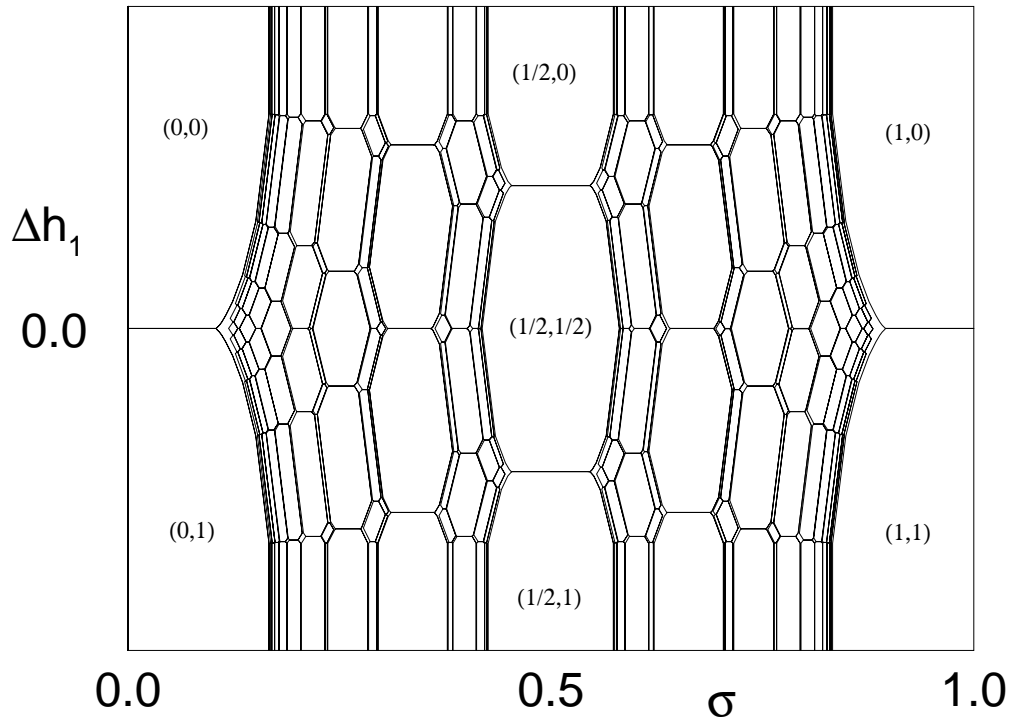


Fig. 3 Domains of stability (infinite-sided polygons) for $(\lambda, \Delta b_1) = (0.5, 0.25)$ are shown up to $q = 10$. The values of (ω, ν_1) are inset.

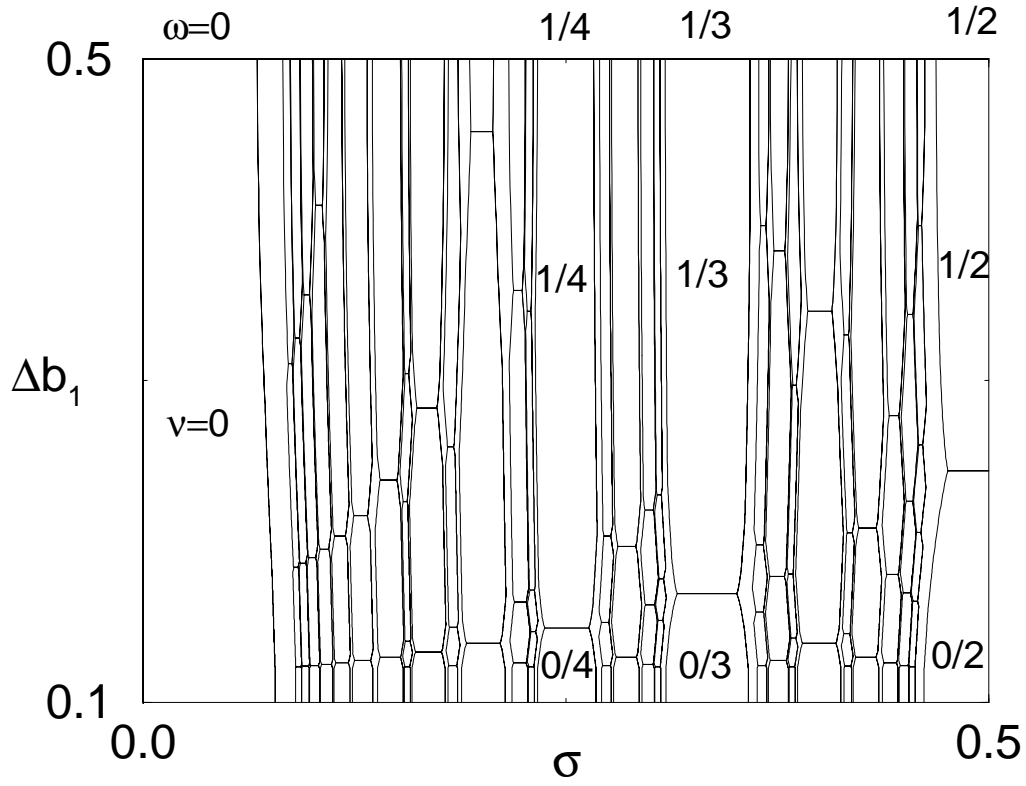


Fig. 4 Domains of stability for $(\lambda, \Delta h_1) = (0.1, 4.5 \times 10^{-2})$ are shown up to $q = 13$. The values of ω and ν are put on the top and inset, respectively.