

# Measurement of Arbitrary Observables of a Trapped Ion

S. A. Gardiner, J. I. Cirac\*, and P. Zoller

*Institut für Theoretische Physik, Universität Innsbruck, 6020 Innsbruck, Austria*

*\*Departamento de Física, Universidad da Castilla-La Mancha, 13071 Ciudad Real, Spain*

(April 19, 2018)

We describe a method to perform a single quantum measurement of an arbitrary observable of a single ion moving in a harmonic potential. We illustrate the measurement procedure with explicit examples, namely the position and phase observables.

PACS: 03.65.Bz, 42.50.Wm

According to Quantum Mechanics every observable  $\mathcal{A}$  is represented by a Hermitian operator  $\hat{A}$ , and the eigenvalues  $a_k$  of this operator represent possible outcomes of a single measurement of  $\mathcal{A}$  [1]. Given a state  $|\phi\rangle$  of our system the probability for obtaining  $a_k$  is  $P_k = |\langle\psi_k|\phi\rangle|^2$  where  $|\psi_k\rangle$  is the eigenvector associated with  $a_k$ ,  $\hat{A}|\psi_k\rangle = a_k|\psi_k\rangle$  [2]. While Quantum Mechanics states that *any* observable can be measured in principle, in practice for a given system only a few observables like momenta, energy etc. are accessible in the laboratory. In the present letter we will show how in a model system of an ion moving in a harmonic trap the measurement of an *arbitrary* observable of the ion motion can be implemented. In this way one can perform *single measurements* of observables thus far considered inaccessible, such as the Pegg-Barnett phase operator [3], or any combination of position and momentum, such as angular momentum etc. We emphasize that in contrast to quantum tomography [4], where the full density matrix of a system is determined by *repeated* preparations and measurements, we are considering a *single* measurement of an arbitrary observable.

Trapped ions are exceptionally well suited systems to study fundamental aspects of quantum mechanics [5]. By coupling laser light to the internal degrees of freedom, a single ion can be cooled to the vibrational ground state of the trap, and its motion can be manipulated coherently to generate nonclassical states of motion. State measurement of the internal degrees of freedom can be carried out with essentially 100% efficiency using quantum jump techniques [5]. These unique properties have stimulated a series of fundamental experiments from generation of nonclassical states of motion [6] and Schrödinger cat states [7], to implementation of quantum gates [8]. In addition, there have been proposals for tomographic measurements of the atomic motional density matrix [9], and quantum reservoir engineering [10].

To carry out the single measurement of an arbitrary observable  $\mathcal{A}$  we will employ the following tools which,

as will be shown below, are readily implemented in an ion trap: first, the ability to synthesize *any* motional state  $|\psi\rangle$  of the ion starting from the vibrational ground state  $|0\rangle$ , *i.e.*  $|\psi\rangle = \hat{U}_\psi|0\rangle$  where  $\hat{U}_\psi$  is a unitary operator; second, the ability to perform a filtering measurement [1] to distinguish whether the ion is in the vibrational ground state or not.

To illustrate the procedure we assume the ion to be in the unknown state  $|\phi\rangle$  [11,12]. Let us denote by  $\hat{U}_k$  the unitary time evolution operator which generates the eigenstate  $|\psi_k\rangle = \hat{U}_k|0\rangle$  of the observable that we want to measure. We first transform the state of the ion by the inverse transformation to  $|\chi_0\rangle = \hat{U}_0^\dagger|\phi\rangle$ , and measure whether the ion is in the ground motional state or not, after which  $\hat{U}_0$  is applied. If the ion was found to be in the ground motional state, the state after this procedure will be  $|\psi_0\rangle$ , which implies that we have measured  $a_0$ . The probability for this to happen is

$$|\langle 0|\chi_0\rangle|^2 = |\langle\psi_0|\phi\rangle|^2 \equiv P_0. \quad (1)$$

which agrees with the probability  $P_0$  of measuring  $a_0$ . In the case that we do not measure the ion in  $|0\rangle$ , its state is projected onto

$$|\phi_0\rangle = (1 - |\psi_0\rangle\langle\psi_0|)|\phi\rangle/\|\dots\|, \quad (2)$$

where  $\|\dots\|$  serves to normalize the state. We then transform the state of the ion according to  $|\chi_1\rangle = \hat{U}_1^\dagger|\phi_0\rangle$ , measure whether it is in the ground motional state or not, and apply the unitary evolution operator  $\hat{U}_1$ . If the ion is found in  $|0\rangle$ , the state after this step will be  $|\psi_1\rangle$ . The corresponding probability will be equal to

$$(1 - P_0)|\langle 0|\chi_1\rangle|^2 = |\langle\psi_1|\phi\rangle|^2 \equiv P_1, \quad (3)$$

*i.e.* it coincides with the probability of measuring  $a_1$ . In the case that we do not measure the ion in  $|0\rangle$ , we apply the unitary evolution operator  $\hat{U}_2^\dagger$ , and continue in the same vein. After  $k$  steps, the probability of measuring the ion in its ground state will be  $P_k$ , and the state of the ion will be projected onto the state  $|\psi_k\rangle$ . In this way, we will measure the ion in one of the possible eigenstates  $|\psi_k\rangle$ , which is equivalent to obtaining as a result the value  $a_k$  of the observable  $\mathcal{A}$ . In practise this procedure must be carried out in a finite number of steps, so we restrict ourselves to a finite dimensional Hilbert space.

Let us now show how the above procedure can be implemented in the case of an ion trapped in a harmonic potential. For the sake of simplicity, we will consider the

one-dimensional case; the generalization to more dimensions will be described elsewhere. Here we will discuss how to prepare arbitrary states of the ion motion out of the ground state  $|0\rangle$ , i.e. how to implement and derive the unitary evolution operators  $\hat{U}$  using laser pulses. This method is conceptually similar to the one proposed by Law and Eberly in the context of cavity QED [13]. We will also simulate numerically the measurement procedure described above for the case of a trapped ion.

We consider a single two-level ion of ground level  $|g\rangle$  and excited level  $|e\rangle$ , where spontaneous emission is negligible [5], trapped in a harmonic potential and interacting with laser fields. For a travelling wave configuration the Hamiltonian of this system in the interaction picture is:

$$\tilde{H}_{tr} = \frac{\Omega}{2} \left[ \sigma^+ e^{-ik\hat{x}(t)+i\phi-i\Delta t} + \text{H.c.} \right], \quad (4)$$

where  $k\hat{x}(t) = \eta(\hat{a}e^{-i\nu t} + \hat{a}^\dagger e^{i\nu t})$ ,  $\Delta = \omega_L - \omega_0$  is the detuning,  $\omega_L$  is the laser frequency,  $\omega_0$  is the frequency gap between the ground and excited atomic levels,  $\nu$  is the trap frequency,  $\eta$  is the Lamb-Dicke parameter,  $\Omega$  is the laser Rabi frequency, and  $\hat{a}^\dagger$  and  $\hat{a}$  are respectively the phonon creation and annihilation operators.

The method for synthesizing states consists of starting out with a cooled ion in state  $|g, 0\rangle$ , and by an appropriate sequence of laser pulses to coherently distribute this amplitude to form a desired arbitrary superposition:  $\hat{U}|g, 0\rangle = \sum_{n=0}^N c_n |g, n\rangle$  [12], where we are restricted to  $\mathcal{H}_{N+1}$ . The *calculational* method assumes we are carrying out the opposite; we begin with a given arbitrary superposition and coherently coalesce it into the state  $|g, 0\rangle$ . This is carried out as follows: given that the highest value of  $n$  is  $N$ , we use a laser pulse to push all of the population of  $|g, n\rangle$  into  $|e, n-1\rangle$  (a “diagonal” pulse), and then all of the population of  $|e, n-1\rangle$  into  $|g, n-1\rangle$  (a “vertical” pulse), and so on, keeping careful track of what is happening to all of the other populated levels of the ion all the while. Inverting the unitary operations describing these pulses and applying them in reverse order will give us  $\hat{U}$ , as desired.

For the “vertical” pulse, we tune the laser on resonance ( $\Delta = 0$ ). When  $\Omega$  is sufficiently small we can assume that there are no off-resonant transitions [5], that is to say the level structure of the ion can be considered to be a series of parallel, isolated, two-level systems. Precisely what is meant by “sufficiently small” will be detailed later. Assuming this, and transforming to a rotating frame ( $\hat{U}_{\text{rfv}} = e^{i\nu\hat{a}^\dagger\hat{a}t}$ ) one can easily show that the Hamiltonian (4) reduces to:

$$\tilde{H}_{tr} \approx \sum_{n=0}^{\infty} \frac{1}{2} (\Omega_n \sigma^+ e^{-i\phi} + \Omega_n^* \sigma^- e^{i\phi}) |n\rangle\langle n|, \quad (5)$$

where  $\Omega_n = \Omega \langle n | e^{-i\eta(\hat{a}+\hat{a}^\dagger)} | n \rangle$  is the effective Rabi frequency, given by:

$$\Omega_n = \Omega \sum_{k=0}^n \binom{n}{k} \frac{(-\eta^2)^k e^{-|\eta|^2/2}}{k!}. \quad (6)$$

The general unitary operation describing transfer of population between a ground and an excited atomic state (essentially a rotation) can be described by two parameters,  $\theta$  and  $\chi$ , defined by:

$$\hat{U} = \begin{pmatrix} \cos \theta & -e^{i\chi} \sin \theta \\ e^{-i\chi} \sin \theta & \cos \theta \end{pmatrix}, \quad (7)$$

where  $|g\rangle = (0, 1)$ ,  $|e\rangle = (1, 0)$ . For  $\hat{U}(r_g e^{i\psi_g} |g\rangle + r_e e^{i\psi_e} |e\rangle) = \sqrt{r_g^2 + r_e^2} e^{i\psi_f} |g\rangle$  (the desired operation in this case),  $\tan \theta = r_e/r_g$ , and  $\chi = \psi_e - \psi_g$ .  $\psi_f$  is the phase of the amplitude of the *finally* populated state.

From (7) and (5) we can deduce that  $\Omega_n t/2 = \theta \forall n \geq 0$ . Thus, if we calculate  $\theta$  to clear the ground state of the “top” two level system (that system still populated having the largest number  $N$  of phonons)  $\theta_N$ , for those systems possessing fewer ( $n$ ) phonons,  $\theta_n = \Omega_n \theta_N / \Omega_N$ . For each two-level system  $\phi = \chi + \pi/2$ .

In the case of the “diagonal” pulse, we set  $\Delta = -\nu$  (tune the laser to the lower sideband) and transform to a different rotating frame ( $\hat{U}_{\text{rfd}} = e^{i\nu(\hat{a}^\dagger\hat{a}+\sigma_z/2)t}$ ). In this case, the Hamiltonian (4) can be approximated by

$$\tilde{H}_{tr} \approx \sum_{n=0}^{\infty} \frac{\Omega'_n}{2} \sigma^+ e^{-i\phi} |n\rangle\langle n+1| + \text{H.c.}, \quad (8)$$

where  $\Omega'_n = \Omega \langle n | e^{-i\eta(\hat{a}+\hat{a}^\dagger)} | n+1 \rangle$  is the effective Rabi frequency, given by:

$$\Omega'_n = -i\Omega \sum_{k=0}^n \binom{n+1}{k+1} \frac{(-1)^k \eta^{2k+1} e^{-|\eta|^2/2}}{\sqrt{n+1} k!}. \quad (9)$$

Note that the effective Rabi frequencies  $\Omega_n$  and  $\Omega'_n$  are calculated from the full expansion of the exponential  $e^{-ik\hat{x}t}$ , and that our proposed scheme is therefore not restricted to the situation where  $\eta \ll 1$  (Lamb-Dicke limit), in contrast to previous work [5] and cavity-QED [13].

Referring again to (7), the desired operation is  $\hat{U}(r_g e^{i\psi_g} |g\rangle + r_e e^{i\psi_e} |e\rangle) = \sqrt{r_g^2 + r_e^2} e^{i\psi_f} |e\rangle$ , so that  $\tan \theta = r_g/r_e$ ,  $\chi = \psi_e - \psi_g + \pi$ . We thus deduce:  $\Omega'_n t/2 = \theta \forall n \geq 0$ ;  $\theta_n$  (applies to the system of  $|g, n+1\rangle$  and  $|e, n\rangle$ ) =  $\Omega'_n \theta_N / \Omega'_N$ ;  $\phi = \chi$ . To invert (7) for both pulses we simply add  $\pi$  to the calculated  $\chi$ .

Let us consider when the use of the approximate Hamiltonians which express the ion as a simple sum of non-interacting two-level systems is justified. For the sake of simplicity, we will give an estimate assuming the Lamb-Dicke limit, defined as  $\eta \ll 1$ . In this case the condition  $t_{\text{total}} \Delta E \ll 1$  must be fulfilled, where  $\Delta E$  is the level shift induced by the next most important (off resonant) pulse when the laser is applied. Using second-order perturbation theory, this can be calculated to be  $V^2/\Delta$ , where  $V$  is the effective Rabi frequency of this secondary pulse and  $\Delta$  is the detuning from the frequency gap of the two levels it couples together. The time taken for each “vertical” pulse  $t = 2\theta/\Omega$ , and for each “diagonal” pulse

$t = 2\theta/(\eta\sqrt{n}\Omega)$ , where  $n$  is the number of phonons in the ground state of the given two-level system. Taking the variable  $\theta$  to be of order 1, we need  $\Omega/2 \ll \nu/mn\eta^2$  for each “vertical” two level system, and  $\Omega/2 \ll \nu\eta\sqrt{n}/m$  for each “diagonal” two level system, where  $m$  is the number of pulses applied to that given system while it is occupied. To make single inequalities for each two-level system, we take the maxima of  $mn = [(N + 1)/2]^2$  and  $m/\sqrt{n} = N$ , where  $N$  is the maximum value of  $n$  in the state to be synthesized.

We now define a “quality factor”  $q$ , and use this to calculate the laser Rabi frequencies  $\Omega/2 = q4\nu/[(N + 1)\eta]^2$  and  $\Omega/2 = q\nu\eta/N$  for the cases of the “vertical” and “diagonal” pulses respectively. These expressions replace the original inequalities described above, with  $q$  determining the “quality” of the laser pulse (*i.e.* the smaller the value of  $q$ , the greater the validity of the approximate Hamiltonians (5) and (8), as appropriate).

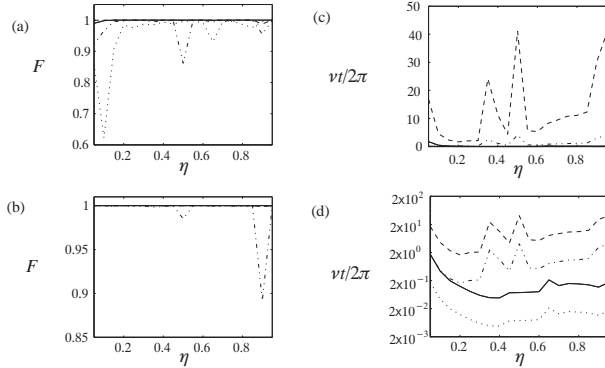


FIG. 1. For all four plots: solid line, phase state with  $N = 8$  and  $\phi = 2$  radians, synthesized when  $q = 0.01$ ; dotted line, same state synthesized when  $q = 0.1$ ; dashed-dotted, phase state with  $N = 32$  and  $\phi = 2$ , synthesized when  $q = 0.01$ ; dashed line, same state synthesized when  $q = 0.1$ . (a) Fidelity of synthesis of the above states using a travelling wave laser configuration for a range of  $\eta$ . (b) Fidelity of synthesis using a standing wave configuration. (c) Magnitude of the dimensionless quantity  $\nu t/2\pi$  required for the synthesis of the states over a range of  $\eta$  (identical for both laser configurations). (d) Same as (c), except using a logarithmic scale.

The plots in Fig. 1 show the results of simulations creating Pegg-Barnett phase states  $|\phi_k\rangle = \sum_{n=0}^N e^{i\phi_k n}|n\rangle/\sqrt{N+1}$  (where  $\phi_k = 2\pi k/(N+1)$ ) [3]. Below we will measure the Pegg-Barnett phase operator:

$$\hat{\phi} = \sum_{k=0}^N \phi_k |\phi_k\rangle \langle \phi_k|, \quad (10)$$

and will therefore obviously need to know how to synthesize its eigenstates (the phase states described above). For these simulations we have used the exact Hamiltonian (4) for various values of  $q$  and  $\eta$ . We define the *fidelity*  $F$  of the synthesis by  $F = |\langle \text{desired state} | \text{synthesized state} \rangle|^2$ , as a measure of how

close the synthesized state is to what it is supposed to be. Note that our calculations as to the circumstances when the use of the approximate Hamiltonians (5,8) is justified is restricted to the Lamb-Dicke limit, including our use of the quality factor  $q$ . We nevertheless continue to use  $q$  to define the laser Rabi frequencies up to  $\eta = 0.95$  in Fig. 1, for the sake of comparison.

As indicated in Fig. 1, a completely analogous derivation can be carried out for a standing wave laser configuration [5]. A “vertical” pulse is achieved when  $\Delta = 0$  and the ion is at an antinode. A “diagonal” pulse is achieved when  $\Delta = -\nu$  and the ion is at a node. The approximate Hamiltonians are completely identical to the travelling wave case (5,8), except that  $e^{-i\eta(\hat{a} + \hat{a}^\dagger)}$  is replaced by  $\cos(\eta[\hat{a} + \hat{a}^\dagger])$  and  $\sin(\eta[\hat{a} + \hat{a}^\dagger])$  for the “vertical” and “diagonal” pulses respectively. Thus, the constraints are somewhat different. In the case of the “vertical” pulses, when the cosine function is expanded to a power series there are obviously only even powers of  $\eta(\hat{a} + \hat{a}^\dagger)$ . This means that when the “vertical” pulse is the pulse desired, the secondary pulse is not the “diagonal” pulse (which does not exist) but the pulse coupling  $|g, n\rangle$  to  $|e, n-2\rangle$ , which is much smaller. Similarly in the case of the “diagonal” pulse, (sine expansion, and thus no odd powers of  $\eta(\hat{a} + \hat{a}^\dagger)$ ) the secondary pulse is that coupling  $|g, n\rangle$  to  $|e, n+1\rangle$ , which is also small. Thus the constraints on the intensity of the laser are much less restrictive. We nevertheless use the travelling wave constraints for constructing the states shown in Fig. 1, to show that significantly better results can be achieved using a standing wave configuration, where the circumstances are otherwise identical. Note also that we are generally used to thinking of the regime where the Lamb-Dicke limit can be assumed [5] as being universally optimal. If we look at the plots in Fig. 1 however, we can see that higher values of  $F$  and lower values of  $\nu t$  are achieved for comparatively large  $\eta$ .

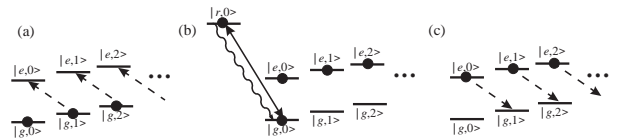


FIG. 2. The filtering measurement process. (a) The amplitudes of all the ground states  $|g, n+1\rangle$  except for  $|g, 0\rangle$  are adiabatically transferred to the  $|e, n\rangle$  states. (b) The laser is tuned to the decaying  $|g\rangle \leftrightarrow |r\rangle$  transition. The presence of fluorescence will indicate that the ion was in the state  $|g, 0\rangle$  [5]. (c) If no photon is spontaneously emitted, then the original amplitude of the state  $|g, 0\rangle$  is projected out, and the population of the excited states  $|e, n\rangle$  is adiabatically transferred back to the states  $|g, n+1\rangle$ .

The other tool we require in our measuring procedure is the ability to perform filtering measurements. First we shift all of the population in states  $|g, n+1\rangle$  to the states  $|e, n\rangle$  by adiabatic passage [14] (where  $n \geq 0$ ) so that all amplitudes with the exception of that for  $|g, 0\rangle$  are

transferred unchanged (see Fig. 2). Next we use quantum jump techniques [5] to determine whether  $|g, 0\rangle$  is populated [15]. Finally, if we do not detect population in state  $|g, 0\rangle$ , we use adiabatic passage to restore the amplitudes in states  $|e, n\rangle$  back to the states  $|g, n + 1\rangle$ . Adiabatic passage is required so that the population can be transferred independent of the Rabi frequencies.

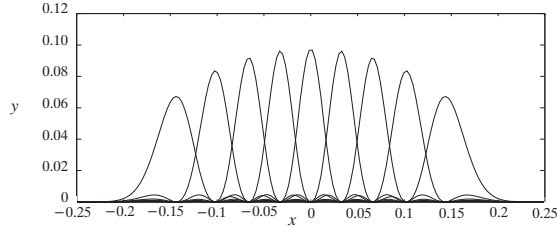


FIG. 3. Plot showing the spread of the discrete position eigenstates  $|x_k\rangle$  of  $\mathcal{H}_g$ .  $x$  is in wavelengths/ $\eta$ , and  $y = |\langle x|x_k\rangle|^2$ .  $|x_0\rangle$  is the leftmost peak, and  $|x_9\rangle$  the rightmost.

We have simulated our measurement process, where one attempts to determine the phase and position observables of particular states. To this end we used as bases: the eigenstates of the Pegg-Barnett phase operator (10) [3]; and the eigenstates of the position operator  $\hat{x}_N = \hat{a}_N + \hat{a}_N^\dagger$ , for some truncated Hilbert space  $\mathcal{H}_{N+1}$ . The position eigenvalues are  $y$  for which the Hermite polynomial  $H_{N+1}(y) = 0$  [16] (see Fig. 3). For large  $N$  these zeros are separated by  $2\pi/\sqrt{4N}$  (asymptotic limit). The full Hamiltonian (4) was used in these simulations, and the results are shown in Fig. 4. It is especially interesting to consider the case of a superposition of two coherent states ( $|\alpha\rangle + |-\alpha\rangle$ ). As coherent states are quantum-mechanical representations of essentially classical states, this can be considered a quantum superposition of classical states, or “Schrödinger cat” state. Well separated peaks (in the position basis) can be obtained for values of  $\alpha$  as low as 1.5. The overall “size” of such a state is very small however; typically the peaks are separated by less than a wavelength, so that they cannot be observed by just looking. Using our proposed measurement procedure, one would obtain in a single measurement one value of  $k$  that allows us to elucidate one peak or the other, as shown in Fig. 4.

In summary, we have shown how to perform a single measurement for an arbitrary observable for the motion of a trapped ion. To our knowledge, this is the first example of an experimentally realistic system where arbitrary measurements can be practically implemented. The method is based on being able to synthesize arbitrary states of motion in an ion trap, and performing filtering measurements on the state of the ion by quantum jump techniques.

We would like to thank M. Lewenstein, R. Blatt, F. Schmidt-Kaler, T. Pellizzari and W. P. Schleich for discussions. This work was supported by the Austrian Sci-

ence Foundation and the *Acciones Integradas* between Austria and Spain.

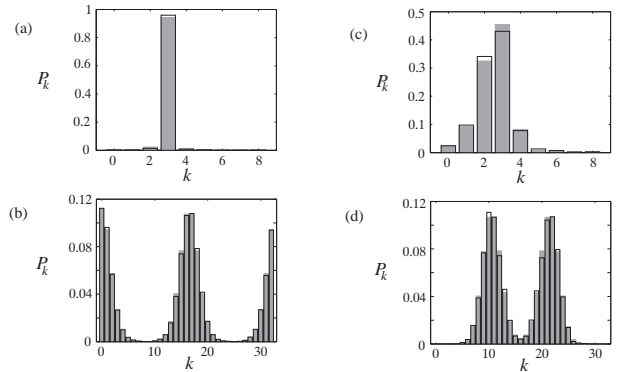


FIG. 4. Measurement of the the phase (a,b) and position (c,d) observables [12]. (a,c) The ion is initially in the phase state with  $N = 8$  and  $\phi = 2$  radians; for these simulations  $q = 0.1$  and  $\eta = 0.5$ . (b,d) The ion is initially in the Schrödinger Cat state with  $N = 32$  and  $\alpha = 1.5$ ; for these simulations  $q = 0.1$  and  $\eta = 0.2$ . For each plot, black outline bars represent the results of simulation of the full Hamiltonian, as given by Eq. 4 and grey solid bars represent ideal probabilities.

- 
- [1] See, for example, A. Galindo and P. Pascual *Quantum Mechanics* Vol 1, Springer Verlag, Berlin (1990).
  - [2] For simplicity we ignore degeneracy, but our arguments carry over into this case.
  - [3] D. T. Pegg and S. M. Barnett, *Europhys. Lett.* **6**, 483 (1988).
  - [4] K. Vogel and H. Risken, *Phys. Rev. A* **40**, R2847 (1989).
  - [5] J. I. Cirac *et. al.*, *Adv. At. Mol. Phys.*, in press.
  - [6] D. M. Meekhof *et. al.*, *Phys. Rev. Lett.* **76**, 1796 (1996); see also L. Davidovich *et. al.*, *Phys. Rev. A* **53**, 1295 (1996).
  - [7] C. Monroe *et. al.*, *Science* **272**, 1131 (1996).
  - [8] C. Monroe *et. al.*, *Phys. Rev. Lett.* **75**, 4714 (1995).
  - [9] J. F. Poyatos *et. al.*, *Phys. Rev. A* **53**, R1966 (1996); P. J. Bardroff *et. al.*, preprint; S. Wallentowitz and W. Vogel, *Phys. Rev. Lett.* **75**, 2932 (1995).
  - [10] J. F. Poyatos *et. al.*, unpublished
  - [11] Here we use a pure state; the method also applies to mixed states.
  - [12] Note that we work in a frame rotating with the harmonic oscillator frequency.
  - [13] C. K. Law and J. H. Eberly, *Phys. Rev. Lett.* **76**, 1055 (1996)
  - [14] J. I. Cirac *et. al.*, *Phys. Rev. A* **49**, R3174 (1994)
  - [15] Observation of quantum jumps will heat up the ion, which must then be cooled to  $|g, 0\rangle$  before proceeding.
  - [16] W. P. Schleich, private communication.