

Violation of Bohr's Complementarity: One Slit or Both?

Shahriar S. Afshar¹

Physics Department, Rowan University, Glassboro, NJ 08028

Abstract. We have implemented a novel double-slit “which-way” experiment which raises interesting questions of interpretation. Coherent laser light is passed through a converging lens and then through a dual pinhole producing two beams crossing over at the focal point of the lens, and fully separating further downstream providing which-way information. A thin wire is then placed at a minimum of the interference pattern formed at the cross-over region. No significant reduction in the total flux or resolution of the separated beams is found, providing evidence for coexistence of perfect interference and which-way information in the same experiment, contrary to the common readings of Bohr's principle of complementarity. This result further supports the conclusions of the original experiment by the author in which an imaging lens was employed to obtain which-way information. Finally, a short discussion of the novel nonperturbative measurement technique for ensemble properties is offered.

Keywords: Photon, complementarity, wave-particle duality, welcher weg, which-way experiments, Afshar experiment, measurement theory, wavefunction collapse.

PACS: 03.65.-w, 42.50.-p, 07.60.Ly

INTRODUCTION

Wave-particle duality as embodied in Bohr's Principle of Complementarity (PC) has been at the heart of quantum mechanics since its inception [1]. The celebrated Bohr-Einstein debate revolved around this issue and was the starting point for many of the illuminating experiments conducted during the past few decades [2]. In the context of double-slit “which-way” experiments, PC dictates that “The observation of an interference pattern and the acquisition of which-way information are mutually exclusive” [3]. The current literature and textbooks [3,4], state that in a particular experiment, we can either have (i) perfect fringe visibility and no which-way information, or (ii) full which-way information and no fringes. While the above two criteria successfully hold when we apply direct (perturbative) measurements of the photons, indirect measurements of the interference pattern or which-way detection have thus far been ignored by investigators. Here we report a simple modified double-slit experiment which shows evidence for presence of highly visible interference and very reliable which-way information in the same experimental arrangement for the same photons. This experiment is a follow-up to the original experiment by the author in which an imaging lens was used to obtain which-way information [5,6]. The improvement here is the transparency of reliability of which-way information by virtue of the law of conservation of linear momentum.

In 1979 Wheeler suggested an experiment [7] shown in Fig. 1, which can readily demonstrate the mutual exclusivity of criteria (i) and (ii) *when conventional measurement schemes* are applied thus confirming the validity of PC in such experiments. Coherent light is incident on a converging lens immediately after which dual pinholes (double-slits in Wheeler's original schematics) are placed. The resulting diffracted beams are apodized by passing through an aperture stop (AS) which allows only the Airy disk of each single pinhole diffraction pattern and blocks the higher order diffraction rings. By placing a photosensitive device at σ_1 , the focal plane of the lens where the two beams cross over, we can build-up an interference pattern with a very high fringe visibility. Clearly, this observation does not provide any which-way information, and thus confirms criterion (i).

¹ Electronic address: afshar@rowan.edu

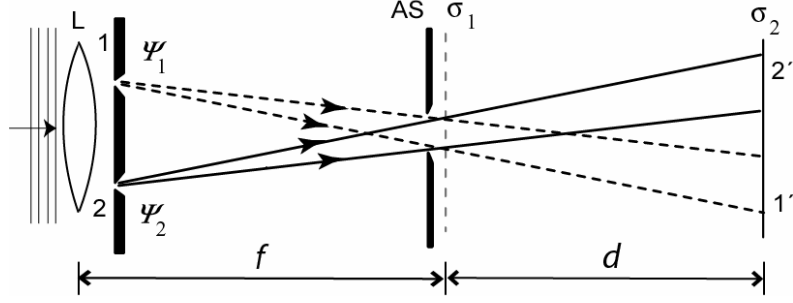


FIGURE 1. Wheeler’s experiment to demonstrate complementary wave and particle aspects of light. By placing a photosensitive surface at plane σ_1 , an interference pattern can be observed. Alternatively, removing the detector at σ_1 allows unitary evolution, and spatial separation of the two beams farther downstream at plane σ_2 thus providing which-way information by virtue of the law of conservation of linear momentum. Note however, that now no evidence exists throughout the experiment of interference, seemingly confirming the validity of Complementarity.

The spatial photon probability distribution at σ_1 can be represented by the following equation:

$$P_{12} = |\psi_1|^2 + |\psi_2|^2 + \Gamma, \quad (1)$$

where ψ_1 and ψ_2 are the wavefunctions originating from pinholes 1 and 2 respectively, and $\Gamma = \psi_1^* \psi_2 + \psi_1 \psi_2^*$ is the usual interference cross terms.

Alternatively, we can remove the photosensitive surface at σ_1 , and allow the beams to evolve unitarily and become well separated spatially in order to obtain highly reliable which-way information by observing the well-resolved beam profiles $1'$ and $2'$ of the corresponding pinholes 1 and 2 at the image plane σ_2 . Although the images are not perfect representations of the pinholes due to the finite aperture size of the lens, the “bleeding” from one pinhole to the other beam can be made negligible by ensuring that the central peaks of beam profiles are angularly and spatially well-separated. *This can be achieved by ensuring that the diameter of the Airy disks at σ_1 is smaller than the center-to-center separation of the dual pinholes.* Notably, this requirement leads to a very small IP. The measurement difficulties associated with such a small pattern produce lower statistical accuracies discussed later.

Assuming ψ'_1 and ψ'_2 are the unitarily evolved ψ_1 and ψ_2 wavefunctions mapped onto plane σ_2 , the probability distribution there can be written as:

$$P'_{12} = |\psi'_1|^2 + |\psi'_2|^2 + \Gamma'. \quad (2)$$

In contrast to Eq. (1), since ψ'_1 and ψ'_2 have negligible overlap at σ_2 , there is essentially no interference term on the RHS of Eq. (2), i.e. $\Gamma' = \psi'_1^* \psi'_2 + \psi'_1 \psi'_2^* \approx 0$. Therefore, at σ_2 we have reliable which-way information, but no interference. At first glance, it seems that this result is in agreement with criterion (ii). However, the question we attempt to answer in this paper is whether the interference pattern at σ_1 is destroyed by the *later* act of obtaining which-way information at σ_2 , as Wheeler claims [7].

IMPLEMENTATION OF CONVENTIONAL MEASUREMENTS

In the first experiment we duplicated Wheeler’s original setup and obtained the complementary measurements at σ_1 and σ_2 by *conventional means*, i.e. directly observing the incident flux. We used a class II battery-powered Hotech model LMH-CP1-650A diode laser operating at $\lambda = 650$ nm, with an optical output power of roughly 1mW as the source. The collimated laser beam illuminated a converging lens with $f = 20$ cm immediately after which a dual-pinhole (obtained as a custom part from National Apertures Inc., Salem, NH) was placed. The dual pinhole was mounted such that the line connecting the centers of the pinholes

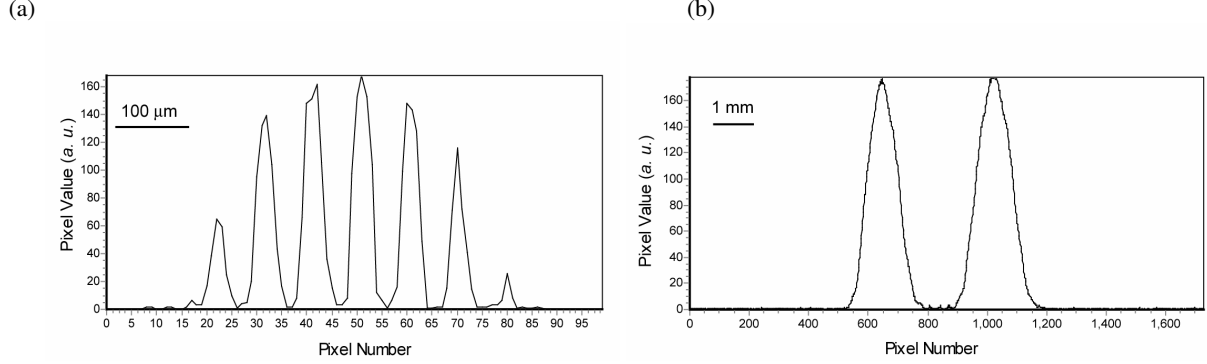


FIGURE 2. Direct measurement of the complementary wave and particle aspects of light. (a) The interference pattern observed at σ_1 . (b) The intensity profile of the images at σ_2 . The beam profiles $1'$ and $2'$ are clearly well-resolved. Light intensity I is measured in arbitrary units (*a.u.*) of graylevel output of the CCD. Note that these two observations are mutually-exclusive for the same photons.

was horizontal. Each pinhole had a diameter of $250 \mu\text{m}$ and they were separated by a distance of 2 mm ($> 3000\lambda$) between centers. The dual pinhole was mounted in a two-degree-of-freedom mount that allowed (1) horizontal translation (to ensure equal flux through each pinhole) and (2) rotation about the axis of beam propagation. The dual pinhole was constructed from $12.7 \mu\text{m}$ thick flat stainless steel, non-magnetic blackened material to minimize stray and scattered light. We will describe the rest of the optical system in a right handed coordinate system where $+x$ is horizontal, $+y$ is vertically up, and $+z$ is along the propagating beam. The origin of the coordinate system is taken to be the midpoint between the pinholes.

A precision circular aperture of diameter 3 mm was placed at $z = 13 \text{ mm}$, in a mount that allowed us to transmit light from either of the pinholes, or from both, depending upon its horizontal position. The diffracted beam from the pinholes was apodized by passing through a precision circular AS of diameter $500 \mu\text{m}$, located at $z = 210 \text{ mm}$. The center of this aperture was carefully aligned with the z axis of the system.

The plane σ_1 was located at $z = f = 20 \text{ cm}$, where we chose to directly interrogate the interference pattern (IP) from the dual pinholes. Figure 2(a) depicts the intensity profile of the IP measured at σ_1 . Using the equation for fringe visibility

$$V = (I_{\max} - I_{\min}) / (I_{\max} + I_{\min}), \quad (3)$$

where I_{\max} is the maximum intensity of a bright fringe and I_{\min} is the minimum intensity of the adjacent dark fringe, we obtain $V = 0.99 \pm 0.01$ for the central fringes. The plane σ_2 , was located at $z = 51.5 \text{ cm}$ ($d = 32.5 \text{ cm}$) where the which-way information was obtained. Fig. 2(b) shows the intensity profile of the well-resolved beams. Less than 10^{-6} of the peak value irradiance from either image is found to enter the other channel, ensuring virtually 100% reliability for the which-way information at σ_2 .

It is evident from the direct observational data in Fig. 2(a) that the photons are prepared in a perfectly coherent state and the initial conditions for the interference of the two wavefunctions originating at each pinhole are met. This cumulative data is the result of allowing the wavefunction of each single photon (the superposition of ψ_1 and ψ_2) arriving at the detector placed in σ_1 to collapse into a singular spatial coordinate on the 2D detector, the cumulative result of which is the IP. However, the question remains as to the “reality” of interference at σ_1 when the collapse of the wavefunctions takes place at σ_2 where no interference can be observed.

The law of conservation of linear momentum compels us to accept that a photon in a particular bright spot on σ_2 must have originated from the corresponding pinhole. This line of reasoning (which must be upheld if we are not to forgo the conservation laws) leads one to conclude that in line with PC, we do not have interference at σ_1 , as each photon can be assigned to only one pinhole. Paradoxically however, we shall see in the next section that this argument fails, due to the fact that contrary to common belief, *we can indeed gain information about the presence of interference at σ_1 without destroying (in principle) any photons, or disturbing the wavefunctions sufficiently enough to destroy the which-way information.*

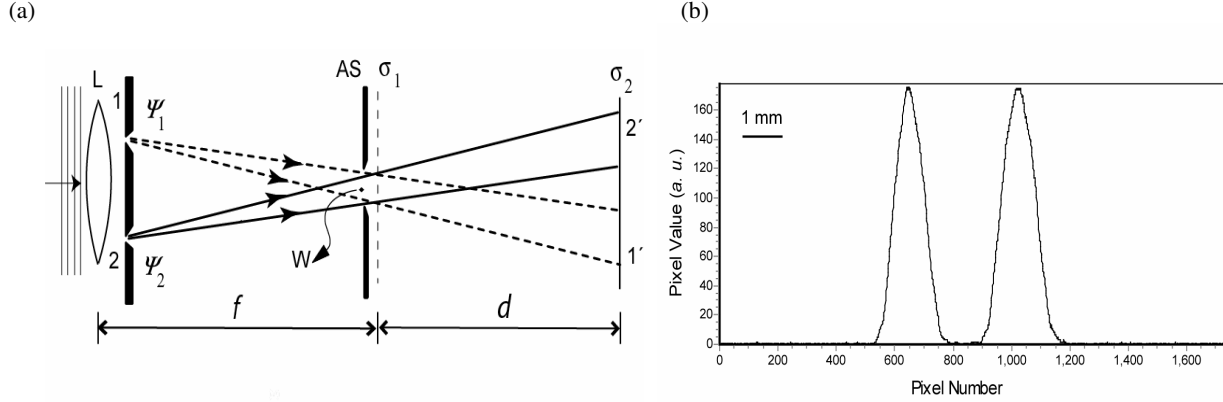


FIGURE 3. The modified crossed-beam “which-way” (a) experimental setup and (b) beam profiles at σ_2 .

IMPLEMENTATION OF NON-PURTURBATIVE MEASUREMENT

So much for the orthodox measurement techniques! To test Wheeler’s (and by proxy Bohr’s) claim regarding the destruction of IP at σ_1 , we introduced a vertical wire mask W at σ_1 , with the wire thickness of $10\ \mu\text{m}$ placed at the central dark fringe of the IP as shown in Fig. 3(a). The resolution of the beam profiles at σ_2 was then measured and *was found to be negligibly affected by the presence of the wire* in front of the lens as shown in Fig. 3(b). This is not surprising, when we realize that the only means by which the resolution of the beam profiles could be reduced is the scattering of incident light by the wires. Since no light is incident on the wire, no scattering takes place, and the result is *essentially* similar to the case when there was no wire(s) present. A comparison between the image data in Fig. 2(b) and Fig. 3(b) clearly demonstrates the negligible effect of the wires on the beam profiles.

In addition to the analysis of the resolution of beams, another measure of the effect of the wire is the amount of light blocked by the wire(s). The result of the reduction in total radiant flux relative to the control (when no wire is present) is shown in Fig. 4(a-c). The CCD used for these measurements was a Canon 20D, with shutter speed (integration time) of $1/2000\ \text{s}$ and ISO of 100.

Fig. 4(a-c) depicts the control runs (left), where no wire is present, the beam profiles (middle) and the runs in which the wire is present (right). Φ_C , the total radiant flux of control runs in the Airy disks, is used to normalize the measurements in the experiments. The normalized reduction in the total radiant flux (in percent) due to the presence of the WG in the subsequent runs is defined as $R = 100 (\Phi_C - \Phi_{\text{Observed}}) / \Phi_C$, where Φ_{Observed} is the total flux received in the Airy disks of each run with wire present.

Fig. 4(a) shows the case in which pinhole 1 is closed. In this configuration, no IP can form at σ_1 , therefore there would be incident photons on the wire, which in turn, attenuates and diffracts the transmitted light gathered by the detector. The loss of the radiant flux due to the wire in this case is theoretically calculated to be 2% of Φ_C . The normalized amount of light absorbed by the wires is found to be $R = (2.1 \pm 0.5)\%$ by the analysis of the data, which matches the above theoretical value very well. Also, as expected, it is evident from the density plot of the D_2 output that the point-spread function of beam profile 2’ has been significantly degraded in comparison to that of the control case. Fig. 4(b) shows the same results for the case when pinhole 2 is closed.

Fig. 4(c) depicts the result for the case when both pinholes are open and for the control and for the case when the wire is present. In this case, we find $R = (0.3 \pm 0.2)\%$. Clearly, no significant reduction in total radiant flux due to the wire is found. Also, the flux distribution is much less disturbed in comparison to Fig. 4(a and b).

According to PC the results of the last two experiments shown in Fig. 4(c) must be significantly different, if the IP at σ_1 is to be destroyed due to the which-way measurement at σ_2 . But we find that there is no statistically significant difference between the two results, regardless of the lack or presence of the wire(s).

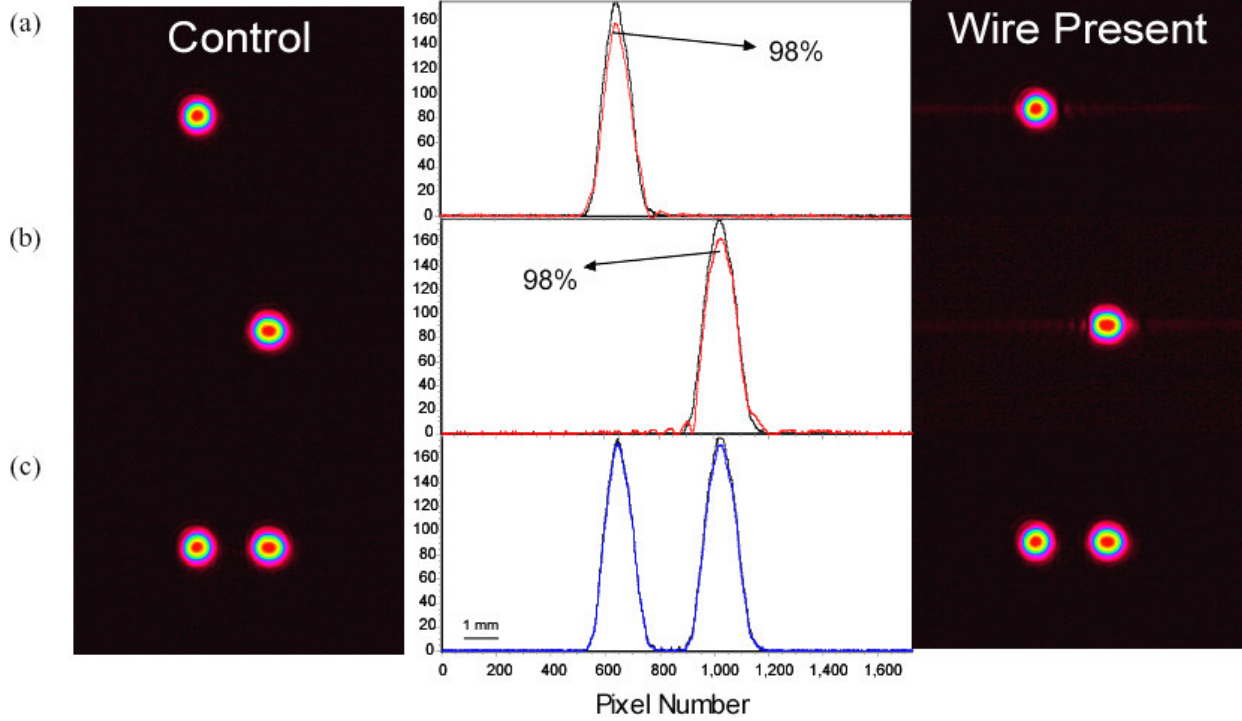


FIGURE 4. Results of six different experimental setups. In each of the three sets, the profiles of a pair of results are shown together for easier comparison of the flux distribution. (a) Beam profile obtained at σ_2 when pinhole 1 is closed for both cases in which wires are present and the one where there is no wire (control). (b) Same as (a) but now pinhole 2 is closed. (c) Results for the cases when both pinholes are open. Note that these two profiles overlap tightly.

CONCLUSION

The results of this experiment confirm the earlier findings by the author [5, 6]. We have shown that we can establish the presence of perfect interference without appreciably disturbing or attenuating the interfering wavefunctions. The null measurement achieved by the passive presence of the wire(s) demonstrates for the first time that one *can* make meaningful measurements *without* an interaction or quantum entanglement with the measuring device i.e. the wire(s). This observation necessitates a revision of the current theory of measurement in which a measurement *always* leads to a change in the quantum state of the detector, which will be fully addressed elsewhere [8].

These results also highlight the inadequacy of classical language of waves and particles in describing seemingly simple experiments, for if we insist on using the wave *picture* to describe the lack of reduction of radiant flux and beam profile resolution by the wire(s), then we are forced to describe the pattern observed at plane σ_2 as an interference pattern *without* any fringes as evidence of the interference. **While it is true that PC still holds for perturbative methods of measurement, which involve which-way markers, entanglement, and direct measurements, indirect measurement of ensemble properties such as interference, as achieved in this experiment, provides evidence for the coexistence of complementary wave and particle behaviors in the same experimental setup.** If we (erroneously) insist on using the language used by Bohr and Einstein in their debates, then we would have to conclude that the photons in our last experiment, in fact went through both pinholes, and yet simultaneously, through one or the other: a logical impossibility! That said, it is hard to envision a common mode of language that best describes the results of this experiment, without an appeal to mathematical formalism.

The results of this experiment can be improved upon by the introduction of multiple wires mask. We also predict similar results for single-photons and other quanta in analogous experiments.

ACKNOWLEDGEMENTS

The author thanks G. B. Davis, D. W. Glazer, J. Grantham and other financial supporters of this research. The author also thanks Rowan University Department of Physics for their hospitality and support.

REFERENCES

1. N. Bohr, *Nature* **121**, 580 (1928).
2. N. Bohr, in: *Albert Einstein: Philosopher-Scientist*, P. A. Schilpp, Ed. (Library of Living Philosophers, Evanston, Illinois, 1949).
3. B.-G. Englert, *Phys. Rev. Lett.* **77**, 2154 (1996); S. Dürr, and G. Rempe, *Am. J. Phys.* **68**, 1021 (2000).
4. R. P. Feynman, in *The Feynman Lectures on Physics*, (Addison-Wesley Publishing Company, Reading MA, 1963).
5. S. S. Afshar, *Proc. SPIE* **5866**, 229 (July 2005); <http://www.irims.org/quant-ph/030503/>
6. S. S. Afshar, E. Flores, K. McDonald, and E. Knoesel, Submitted to *Phys. Rev. Lett.*
7. J. A. Wheeler, in *Mathematical Foundations of Quantum Theory*, A. R. Marlow, Ed. (Academic Press, 1978); in *Some Strangeness in the Proportion*, H. Woolf, Ed. (Addison-Wesley Publishing Company, Inc, New Jersey, 1980).
8. S. S. Afshar, Submitted to *Phys. Rev. A*.