

Alternative scheme for two-qubit conditional phase gate by adiabatic passage under dissipation

Z. J. Deng^{1,2}, K. L. Gao^{1,*} and M. Feng^{1†}

¹*State Key Laboratory of Magnetic Resonance and Atomic and Molecular Physics,
Wuhan Institute of Physics and Mathematics,*

Chinese Academy of Sciences, Wuhan 430071, China

Centre for Cold Atom Physics, Chinese Academy of Sciences, Wuhan 430071, China and

²*Graduate School of the Chinese Academy of Sciences, Beijing 100049, China*

Abstract

We check a recent proposal [H. Goto and K. Ichimura Phys. Rev. A **70**, 012305 (2004)] for controlled phase gate through adiabatic passage under the influence of spontaneous emission and the cavity decay. We show a modification of above proposal could be used to generate the necessary conditional phase gates in the two-qubit Grover search. Conditioned on no photon leakage either from the atomic excited state or from the cavity mode during the gating period, we numerically analyze the success probability and the fidelity of the two-qubit conditional phase gate by adiabatic passage. The comparison made between our proposed gating scheme and a previous one shows that Goto and Ichimura's scheme is an alternative and feasible way in the optical cavity regime for two-qubit gates and could be generalised in principle to multi-qubit gates.

PACS numbers: 03.67.Lx, 42.50.-p

*Electronic address: klgao@wipm.ac.cn

†Electronic address: mangfeng1968@yahoo.com

I. INTRODUCTION

The stimulated Raman adiabatic passage (STIRAP) has been extensively studied in coherent population transfer [1]. By partially overlapping pulses in the counterintuitive sequence, we have the population efficiently transferred between two quantum states while almost not populating the intermediate level. Thus the effect of spontaneous emission from the intermediate level is negligible. Moreover, the STIRAP is independent of the pulse shape, which makes it robust against moderate fluctuations of experimental parameters [2]. Because of the above mentioned merits, many schemes concerning quantum information processing (QIP) are based on the technique of STIRAP, such as single qubit rotation [3], controlled NOT gate [4], controlled phase gate [5, 6], arbitrary state controlled-unitary gate [7], SWAP gate [8], generation of qubit entanglement [9] and so on.

All the above mentioned QIP schemes are quite different from the dynamical ones [10], which need a precise control of the Rabi frequency and the pulse duration. They are also quite different from the adiabatic geometric ones [11], which depend on a controllable loop in the parameter space. In Ref. [5], an attractive scheme to generate multi-qubit controlled phase gate by only three steps in an optical cavity has been presented. As in Refs. [4, 7, 8], it utilizes the cavity mode to couple different atomic qubits. Although the dark states used for adiabatic evolution include no components of atomic excited state, they usually contain one photon or multi-photon cavity state. That is to say, the dark states are decoherence-free states with respect to the spontaneous decay, but not immune to the cavity decay. However, if the laser intensity is much smaller than the atom-cavity coupling strength [7, 8], the population of the cavity state with non-zero photon can be very little. Nevertheless, with a weak laser intensity, the pulse duration time must be much prolonged in order to fulfill the adiabatic condition [1, 2], which would enhance the probability of dissipation.

Therefore, it is natural for us to ask how well the quantum gating in Ref. [5] works under the influence of dissipation. In the present paper, we will show how to generate all the conditional phase gates in a two-qubit Grover search by the STIRAP technique, based on the main idea in Ref. [5]. To check the influence from spontaneous emission and the cavity decay, we will employ the quantum jump approach [12], which uses wave function to describe the system subject to dissipation while master equation employs density matrix. Conditioned on no decay happening, the system's evolution is governed by a non-Hermitian

Hamiltonian. In some cases, quantum jump approach could help us find analytical solutions for systems subject to dissipation [13]. But in the present case, due to complexity, we will have to numerically simulate the gating process and investigate the dependence of the success probability and the gate fidelity on the spontaneous emission rate Γ and the cavity decay rate κ .

II. CONDITIONAL PHASE GATE WITHOUT DECAY

The conditional phase gate is used for labeling target state in the Grover search algorithm [14, 15], which means an addition of a π phase as a prefactor to the target state, but of nothing to other states. The target state labeling is a key step in Grover search. For items represented by the computational states $|X\rangle$ with $X = 0, 1, \dots, N - 1$, in a quantum register with n qubits, we have $N = 2^n$ possible states. If the target state is $|\tau\rangle$, the conditional phase gate can be expressed as $I_\tau = I - 2|\tau\rangle\langle\tau|$, where I is the $N \times N$ identity matrix. By redefining the energy levels in Ref. [5], we show that the second step in Ref. [5] to generate the two-qubit controlled phase gate is actually for a conditional phase gating to label the target state $|0\rangle_1|1\rangle_2$. Atoms are fixed in the optical cavity, as shown in Fig. 1, for an atom j with five-level configuration, where levels $|0\rangle_j$ and $|\sigma\rangle_j$ are coupled to the excited state $|2\rangle_j$ by two lasers with Rabi frequencies $\Omega_{0,j}$ and $\Omega_{\sigma,j}$ respectively, while the level $|1\rangle_j$ is coupled to state $|2\rangle_j$ by the cavity mode with the coupling constant g_j . These three couplings are needed to construct a two-qubit or even a multi-qubit gate. The couplings of the levels $|0\rangle_j$, $|\sigma\rangle_j$ and $|1\rangle_j$ to another excited state $|3\rangle_j$ can be used to perform single qubit rotation as in Ref. [3].

We encode the qubits in levels $|0\rangle_j$ and $|1\rangle_j$, and for simplicity we focus our discussion on the case of two atoms, although our case is extendable to multi-atom cases. So our task is to accomplish $I_{|i\rangle_1|j\rangle_2}$, i.e., adding a minus sign to the target states $|i\rangle_1|j\rangle_2$ where i, j being 0, 1, respectively and the subscripts are for different atoms. Consider the pulses regarding $\Omega_{0,1}$ and $\Omega_{\sigma,2}$, the Hamiltonian is given by (assuming $\hbar = 1$)

$$H = \Omega_{0,1}|2\rangle_{11}\langle 0| + \Omega_{\sigma,2}|2\rangle_{22}\langle\sigma| + \sum_{m=1,2} g_m a|2\rangle_{mm}\langle 1| + H.c., \quad (1)$$

where a is the annihilation operator for the cavity mode. As the cavity is initially in the vacuum state $|0\rangle$, $|1\rangle_1|0\rangle_2|0\rangle$ and $|1\rangle_1|1\rangle_2|0\rangle$ are unaffected by the Hamiltonian,

while $|0\rangle_1|0\rangle_2|0\rangle$ and $|0\rangle_1|1\rangle_2|0\rangle$ are associated with the Hamiltonian's two dark states (i.e., eigenstates with zero eigenvalues) $|D_{00}\rangle \propto g_1|0\rangle_1|0\rangle_2|0\rangle - \Omega_{0,1}|1\rangle_1|0\rangle_2|1\rangle$, $|D_{01}\rangle \propto g_1\Omega_{\sigma,2}|0\rangle_1|1\rangle_2|0\rangle + g_2\Omega_{0,1}|1\rangle_1|\sigma\rangle_2|0\rangle - \Omega_{0,1}\Omega_{\sigma,2}|1\rangle_1|1\rangle_2|1\rangle$ respectively. The procedure consists of two STIRAP processes: (i) In the first STIRAP, $\Omega_{\sigma,2}$ precedes $\Omega_{0,1}$; (ii) The second STIRAP is a reverse process of the first one but with the phase regarding $\Omega_{\sigma,2}$ added by π . In the adiabatic limit and on the condition that the Berry phase is equal to zero, we have [5] (assuming $\Omega_{0,1}$, $\Omega_{\sigma,2}$ having the same phase in (i) and $g_1 = g_2 = g$)

$$\begin{aligned}
|0\rangle_1|0\rangle_2|0\rangle &\xrightarrow{(i)} |0\rangle_1|0\rangle_2|0\rangle \xrightarrow{(ii)} |0\rangle_1|0\rangle_2|0\rangle \\
|0\rangle_1|1\rangle_2|0\rangle &\xrightarrow{(i)} |1\rangle_1|\sigma\rangle_2|0\rangle \xrightarrow{(ii)} -|0\rangle_1|1\rangle_2|0\rangle \\
|1\rangle_1|0\rangle_2|0\rangle &\xrightarrow{(i)} |1\rangle_1|0\rangle_2|0\rangle \xrightarrow{(ii)} |1\rangle_1|0\rangle_2|0\rangle \\
|1\rangle_1|1\rangle_2|0\rangle &\xrightarrow{(i)} |1\rangle_1|1\rangle_2|0\rangle \xrightarrow{(ii)} |1\rangle_1|1\rangle_2|0\rangle
\end{aligned} \tag{2}$$

Thus the conditional phase gate for labeling the target state $|0\rangle_1|1\rangle_2$ is generated. All the other conditional phase gates can be generated by adding the NOT gate on both sides of the above two STIRAP processes. It is easy to see $I_{|0\rangle_1|0\rangle_2} = \sigma_{x,2}I_{|0\rangle_1|1\rangle_2}\sigma_{x,2}$, $I_{|1\rangle_1|0\rangle_2} = \sigma_{x,1}\sigma_{x,2}I_{|0\rangle_1|1\rangle_2}\sigma_{x,2}\sigma_{x,1}$, $I_{|1\rangle_1|1\rangle_2} = \sigma_{x,1}I_{|0\rangle_1|1\rangle_2}\sigma_{x,1}$, where $\sigma_{x,i}$ ($i = 1, 2$) is the NOT gate acting on the i th atom, transforming states as $|0\rangle_i \rightarrow |1\rangle_i$, $|1\rangle_i \rightarrow |0\rangle_i$. The NOT gate $\sigma_{x,i}$ can be obtained by coupling $|0\rangle_i$, $|\sigma\rangle_i$ and $|1\rangle_i$ with the excited state $|3\rangle_i$, by three STIRAP processes: (1) $\tilde{\Omega}_{\sigma,i}$ precedes $\tilde{\Omega}_{1,i}$; (2) $\tilde{\Omega}_{1,i}$ precedes $\tilde{\Omega}_{0,i}$; (3) $\tilde{\Omega}_{0,i}$ precedes $\tilde{\Omega}_{\sigma,i}$. The dark states associated with the above three steps are $|D^{(1)}\rangle \propto \tilde{\Omega}_{\sigma,i}|1\rangle_i - \tilde{\Omega}_{1,i}|\sigma\rangle_i$, $|D^{(2)}\rangle \propto \tilde{\Omega}_{1,i}|0\rangle_i - \tilde{\Omega}_{0,i}|1\rangle_i$, $|D^{(3)}\rangle \propto \tilde{\Omega}_{0,i}|\sigma\rangle_i - \tilde{\Omega}_{\sigma,i}|0\rangle_i$ respectively. In the adiabatic limit and with the condition of zero Berry phase, we obtain in the case of the two pulses in each STIRAP with π phase difference,

$$\begin{aligned}
|0\rangle_i &\xrightarrow{(1)} |0\rangle_i \xrightarrow{(2)} |1\rangle_i \xrightarrow{(3)} |1\rangle_i, \\
|1\rangle_i &\xrightarrow{(1)} |\sigma\rangle_i \xrightarrow{(2)} |\sigma\rangle_i \xrightarrow{(3)} |0\rangle_i.
\end{aligned} \tag{3}$$

As a result, we realize the NOT gate. Alternatively, the NOT gate can also be reached by single qubit rotation as in Ref. [3], which also needs 6 pulses.

III. CONDITIONAL PHASE GATE WITH DECAY

We introduce the spontaneous emission and the cavity decay from now on and will numerically analyze their effects on the conditional phase gate by the quantum jump approach. As long as there is no photon leakage either from the atomic excited state or from the cavity mode during the gating period, the Hamiltonian in Eq. (1) becomes

$$H_{cond} = [\Omega_{0,1}|2\rangle_{11}\langle 0| + \Omega_{\sigma,2}|2\rangle_{22}\langle \sigma| + \sum_{m=1,2} ga|2\rangle_{mm}\langle 1| + H.c.] - i\frac{\kappa}{2}a^\dagger a - i\frac{\Gamma}{2} \sum_{m=1,2} |2\rangle_{mm}\langle 2|, \quad (4)$$

where we have made $g_1 = g_2 = g$. The above Hamiltonian can be written as a matrix in the subspace spanned by $|0\rangle_1|1\rangle_2|0\rangle$, $|2\rangle_1|1\rangle_2|0\rangle$, $|1\rangle_1|1\rangle_2|1\rangle$, $|1\rangle_1|2\rangle_2|0\rangle$, $|1\rangle_1|\sigma\rangle_2|0\rangle$, $|0\rangle_1|0\rangle_2|0\rangle$, $|2\rangle_1|0\rangle_2|0\rangle$, $|1\rangle_1|0\rangle_2|1\rangle$, $|1\rangle_1|0\rangle_2|0\rangle$, $|1\rangle_1|1\rangle_2|0\rangle$

$$H_{cond} = \begin{bmatrix} 0 & \Omega_{0,1}^* & 0 & 0 & 0 & 0 & 0 & 0 & 0 & 0 \\ \Omega_{0,1} & -i\frac{\Gamma}{2} & g & 0 & 0 & 0 & 0 & 0 & 0 & 0 \\ 0 & g^* & -i\frac{\kappa}{2} & g^* & 0 & 0 & 0 & 0 & 0 & 0 \\ 0 & 0 & g & -i\frac{\Gamma}{2} & \Omega_{\sigma,2} & 0 & 0 & 0 & 0 & 0 \\ 0 & 0 & 0 & \Omega_{\sigma,2}^* & 0 & 0 & 0 & 0 & 0 & 0 \\ 0 & 0 & 0 & 0 & 0 & 0 & \Omega_{0,1}^* & 0 & 0 & 0 \\ 0 & 0 & 0 & 0 & 0 & \Omega_{0,1} & -i\frac{\Gamma}{2} & g & 0 & 0 \\ 0 & 0 & 0 & 0 & 0 & 0 & g^* & -i\frac{\kappa}{2} & 0 & 0 \\ 0 & 0 & 0 & 0 & 0 & 0 & 0 & 0 & 0 & 0 \\ 0 & 0 & 0 & 0 & 0 & 0 & 0 & 0 & 0 & 0 \end{bmatrix}. \quad (5)$$

Note that H_{cond} is non-Hermitian, the norm of a state vector evolving under the corresponding Schrödinger equation decreases in general with time. For an arbitrary initial state $|\psi(t_i)\rangle$,

$$P_{suc}(t) = \langle \psi(t_i) | U_{cond}^\dagger(t, t_i) U_{cond}(t, t_i) | \psi(t_i) \rangle \quad (6)$$

defines the probability that no photon has been emitted at time t , where U_{cond} is the time evolution operator for H_{cond} and the corresponding normalized state vector is

$$|\psi(t)\rangle = U_{cond}(t, t_i) |\psi(t_i)\rangle / \sqrt{P_{suc}(t)}. \quad (7)$$

The gate fidelity is

$$F = |\langle \psi(\infty) | I_{|0\rangle_1|1\rangle_2} | \psi(t_i) \rangle|^2. \quad (8)$$

In our numerical simulation, we choose $\Omega_{0,1,\max} = \Omega_{\sigma,2,\max} = 0.16g$ in order to reduce the population of single-photon cavity states during the gating process, i.e., $|1\rangle_1|0\rangle_2|1\rangle$ and $|1\rangle_1|1\rangle_2|1\rangle$. Similar to Refs. [3, 5], we suppose that the pulses have the Gaussian shape $\exp[-(t \pm T/2 \pm t_0)^2/2\tau^2]$ with $T = 200/g$, $t_0 = 30/g$, and $\tau = 40/g$. In Fig. 2, we show the time evolution of the initial state $\frac{1}{2}(|0\rangle_1|0\rangle_2 + |0\rangle_1|1\rangle_2 + |1\rangle_1|0\rangle_2 + |1\rangle_1|1\rangle_2)|0\rangle$. Ideally, the final state would be $\frac{1}{2}(|0\rangle_1|0\rangle_2 - |0\rangle_1|1\rangle_2 + |1\rangle_1|0\rangle_2 + |1\rangle_1|1\rangle_2)|0\rangle$. By our numerical calculation, with $k = 0.1g$ and $\Gamma = 0.1g$, the probability amplitudes for states $|0\rangle_1|0\rangle_2|0\rangle$, $|0\rangle_1|1\rangle_2|0\rangle$, $|1\rangle_1|0\rangle_2|0\rangle$, $|1\rangle_1|1\rangle_2|0\rangle$ are 0.4513, -0.4523, 0.5438, 0.5438 respectively, and the fidelity is 99.12% while the success probability is 84.55%. The reason for the amplitudes of the components $|1\rangle_1|0\rangle_2|0\rangle$ and $|1\rangle_1|1\rangle_2|0\rangle$ increased compared with those in the initial state is that they did not participate in the evolution, while the other two components dissipated in the evolution. So the relative weights of $|1\rangle_1|0\rangle_2|0\rangle$ and $|1\rangle_1|1\rangle_2|0\rangle$ are enlarged in the normalized final state.

In order to see how the success probability P_{suc} and the gate fidelity F depend on κ and Γ , we plot P_{suc} and F in each of Figs. 3, 4, 5, for the evolution from the initial states $|0\rangle_1|1\rangle_2|0\rangle$, $|0\rangle_1|0\rangle_2|0\rangle$, $\frac{1}{2}(|0\rangle_1|0\rangle_2 + |0\rangle_1|1\rangle_2 + |1\rangle_1|0\rangle_2 + |1\rangle_1|1\rangle_2)|0\rangle$, respectively. From Fig. 3, we see that P_{suc} is less affected by κ than by Γ , while it is almost unaffected by Γ in Fig. 4. Since for the evolution of $|0\rangle_1|1\rangle_2|0\rangle$, the occupation probability of $|1\rangle_1|1\rangle_2|1\rangle$ is several times smaller than that of the excited atomic state, the spontaneous emission from the excited state $|2\rangle$ is more detrimental than cavity decay in Fig. 3. While for the evolution of $|0\rangle_1|0\rangle_2|0\rangle$ in Fig. 4, as the occupation in level $|2\rangle_1$ is negligible, the cavity decay is the main detrimental effect in this case. For an arbitrary initial state, $|\psi(t_i)\rangle = \alpha|0\rangle_1|1\rangle_2|0\rangle + \beta|0\rangle_1|0\rangle_2|0\rangle + \gamma|1\rangle_1|0\rangle_2|0\rangle + \varepsilon|1\rangle_1|1\rangle_2|0\rangle$, we have $U_{cond}(\infty, t_i)|\psi(t_i)\rangle = \alpha\sqrt{P_{suc1}}|\psi_{010}\rangle + \beta\sqrt{P_{suc2}}|\psi_{000}\rangle + \gamma|1\rangle_1|0\rangle_2|0\rangle + \varepsilon|1\rangle_1|1\rangle_2|0\rangle$, where $|\psi_{010}\rangle$ and $|\psi_{000}\rangle$ are, respectively, the final states after time evolution of the component states $|0\rangle_1|1\rangle_2|0\rangle$, $|0\rangle_1|0\rangle_2|0\rangle$, and P_{suc1} , P_{suc2} are their corresponding success probabilities. Thus the success probability for any initial state is $P_{suc} = |\alpha|^2P_{suc1} + |\beta|^2P_{suc2} + |\gamma|^2 + |\varepsilon|^2$. Usually both P_{suc1} and P_{suc2} are smaller than 1. As a result, for the same Γ and κ , the less the initial population in components $|0\rangle_1|1\rangle_2|0\rangle$ and $|0\rangle_1|0\rangle_2|0\rangle$, the higher the success probability for the gating process. Moreover, from Figs. 3 and 4, we know that the fidelity is very high for the initial state $|0\rangle_1|1\rangle_2|0\rangle$ or $|0\rangle_1|0\rangle_2|0\rangle$,

which implies $|\psi_{010}\rangle \simeq -|0\rangle_1|1\rangle_2|0\rangle$, $|\psi_{000}\rangle \simeq |0\rangle_1|0\rangle_2|0\rangle$, while the relative weight ratio of the four component states $|0\rangle_1|1\rangle_2|0\rangle$, $|0\rangle_1|0\rangle_2|0\rangle$, $|1\rangle_1|0\rangle_2|0\rangle$, $|1\rangle_1|1\rangle_2|0\rangle$ is approximately $(-\alpha\sqrt{P_{suc1}}, \beta\sqrt{P_{suc2}}, \gamma, \varepsilon)$, deviated from the ideal case $(-\alpha, \beta, \gamma, \varepsilon)$. Obviously, the fidelity for the state $|\psi(t_i)\rangle$ would be very high in the following two cases: 1) $\gamma = \varepsilon = 0$, $P_{suc1} \simeq P_{suc2}$; 2) $\gamma, \varepsilon \neq 0$, $P_{suc1} \simeq P_{suc2} \simeq 1$. Therefore, it is easy to understand in Fig. 5 why P_{suc} is increased in most regions while F is decreased by comparing with those in Figs. 3 and 4 with the same Γ and κ .

We also did the simulation for the NOT gate (not shown), which shows that with intense short pulses and the vacuum cavity state, the fidelity and the success probability are both near unity even under large κ and Γ . So the success probability and the fidelity for the other three conditional phase gates would have almost the same dependence on κ and Γ as in above figures.

IV. DISCUSSION AND CONCLUSION

Combined with single qubit Hadamard gate, which is achievable by a series of single qubit rotations as in Ref. [3], the performance of the two-qubit Grover search by the conditional phase gates is straightforward [14, 15]. Our scheme has the following advantages compared with Ref. [15]: Atoms are fixed in the cavity, which is easier to control than the case with atoms going through the cavity with a certain velocity. Moreover, all the operations are based on STIRAP, so they are very robust to fluctuation of experimental parameters.

We now briefly discuss the experimental feasibility. It has been experimentally reported that $g = 34 \times 2\pi$ MHz, $\kappa = 4.1 \times 2\pi$ MHz and $\Gamma = 2.6 \times 2\pi$ MHz [16]. If we adopt the above numbers, i.e., $\kappa/g \simeq 0.12$, $\Gamma/g \simeq 0.077$, the operation time is of the order of 10^{-6} s, as can be seen from Fig. 2(a). In this case, for the initial states $|0\rangle_1|1\rangle_2|0\rangle$, $|0\rangle_1|0\rangle_2|0\rangle$ and $\frac{1}{2}(|0\rangle_1|0\rangle_2 + |0\rangle_1|1\rangle_2 + |1\rangle_1|0\rangle_2 + |1\rangle_1|1\rangle_2)|0\rangle$, we may obtain that $P_{suc} \simeq 73.1\%$, 63.8% , 84.2% , and $F \simeq 99.9\%$, 100% , 99.0% , respectively. The fidelities are high enough, while the success probabilities need to be improved by reducing κ/g and Γ/g in the future experiment.

We have noticed a previous smart scheme [17] for two-qubit phase gate, based on the STIRAP technique, by an almost same configuration as in the present paper. Assisted by Zeno effect, the state involved in adiabatic evolution in Ref. [17] is immune to both the cavity decay and spontaneous emission. From their simulation for a STIRAP process

with fixed parameters $k = 0.1g$ and $\Gamma = 0.1g$, we see the variation of the maximum Rabi frequency and the detuning of the corresponding transitions of the atomic levels can lead to the maximum success probability and the high fidelity for the population transfer [18]. In contrast, we did simulations in our work for successive two STIRAP processes without any change of the detuning and the pulse Rabi frequency [19]. Given all the facts above and by comparing the simulation results, we consider that the proposal presented in Ref. [5] is not less effective than that in Ref. [17] in the presence of dissipation. Moreover, Ref. [5] is applicable to multi-qubit phase gates, which would be used in multi-qubit Grover search algorithm. But with more qubits involved, the dark states containing components with more photons, would be more sensitive to dissipation. However, with very high Q cavity, Ref. [5] can be in principle feasible in the case of multi-qubit phase gates.

In summary, we have shown a generation of four conditional phase gates required by a two-qubit Grover search algorithm by means of the STIRAP technique, in the presence of dissipation. To meet the requirement of adiabatic condition, the multiplication of the Rabi frequency and the implementation time should be much larger than unity. But the larger the Rabi frequency, the more the occupation probability in the cavity mode, yielding more probability of the cavity decay. On the other hand, the less Rabi frequency would require a longer implementational time, which would also enhance the probability of dissipation. In this sense, it is of importance to find suitable numbers of above parameters. The numbers are fixed in our simulation, it would not be optimal for all the combinative values of k/g and Γ/g . But we have tried to used the numbers, which could result in relatively large values of P_{suc} and F in the whole range of k/g and Γ/g . We believe that our numerical investigation for the success probability and the fidelity of the two-qubit conditional phase gate subject to the spontaneous emission and the cavity decay would be useful for real experiments.

ACKNOWLEDGMENTS

Z. J. Deng is grateful to Weibin Li, T. Y. Shi and X. L. Zhang for their warmhearted help. This work is partly supported by National Natural Science Foundation of China under Grant Nos. 10474118 and 60490280, by Hubei Provincial Funding for Distinguished Young Scholar, and partly by the National Fundamental Research Program of China under Grant

- [1] Bergmann K, Theuer H and Shore B W 1998 Rev. Mod. Phys. **70** 1003
- [2] Carroll C E and Hioe F T 1990 Phys. Rev. A **42** 1522
- [3] Kis Z and Renzoni F 2002 Phys. Rev. A **65** 032318
- [4] Sangouard N, Lacour X, Guérin S and H R Jauslin 2006 Eur. Phys. J. D **37** 451
- [5] Goto H and Ichimura K 2004 Phys. Rev. A **70** 012305
- [6] Zheng S-B 2005 Phys. Rev. Lett. **95** 080502
- [7] Lacour X, Sangouard N, Guérin S and Jauslin H R 2006 Phys. Rev. A **73** 042321
- [8] Sangouard N, Lacour X, Guérin S and Jauslin H R 2005 Phys. Rev. A **72** 062309
- [9] Marr C, Beige A and Rempe G 2003 Phys. Rev. A **68** 033817
Kis Z and Paspalakis E 2004 Phys. Rev. B **69** 024510
Amniat-Talab M, Guérin S, Sangouard N and Jauslin H R 2005 Phys. Rev. A **71** 023805
- [10] Cirac J I and Zoller P 1995 Phys. Rev. Lett. **74** 4091
Sørensen A and Mølmer K 1999 Phys. Rev. Lett. **82** 1971
Jané E, Plenio M B and Jonathan D 2002 Phys. Rev. A **65** 050302
- [11] Zanardi P and Rasetti M 1999 Phys. Lett. A **264** 94
Duan L M, Cirac J I and Zoller P 2001 Science **292** 1695
Li Y, Zhang P, Zanardi P and Sun C P 2004 Phys. Rev. A **70** 032330
Zhang P, Wang Z D, Sun J D and Sun C P 2005 Phys. Rev. A **71** 042301
- [12] Plenio M B and Knight P L 1998 Rev. Mod. Phys. **70** 101
Scully M O and Zubairy M S 1997 *Quantum Optics* (Cambridge university press)
- [13] Deng Z J, Feng M and Gao K L 2006 Phys. Rev. A **73** 014302
Zhang X L, Feng M and Gao K L 2006 J Phys B **39** 3211
Chen C Y, Zhang X L, Deng Z J, Gao K L and Feng M 2006 Phys. Rev. A **74** 032328
- [14] L K Grover 1997 Phys. Rev. Lett. **79** 325
Feng M 2001 Phys. Rev. A **63** 052308
- [15] Yamaguchi F, Milman P, Brune M, Raimond J M and Haroche S 2002 Phys. Rev. A **66** 010302
Deng Z J, Feng M and Gao K L 2005 Phys. Rev. A **72** 034306
- [16] Boca A, Miller R, Birnbaum K M, Boozer A D, McKeever J and Kimble H J 2004 Phys. Rev.

- [17] Pachos J and Walther H 2002 Phys. Rev. Lett. **89** 187903
- [18] The simulation in Ref. [17] only involved one STIRAP process for population transfer. As a result, the optimal success probability and fidelity in the population transfer with fixed parameters $k = 0.1g$ and $\Gamma = 0.1g$ are 0.858, 0.999 respectively. For a complete controlled phase gate, however, there should be two successive STIRAP processes.
- [19] For given values of k/g and Γ/g , we may vary $\Omega_{0,1,\max}/g$, $\Omega_{\sigma,2,\max}/g$, gt_0 , $g\tau$, the transition detunings to get the optimal values of P_{suc} and F . However, our purpose is to illustrate how P_{suc} and F depend on k/g and Γ/g . It's troublesome to adjust all the above mentioned parameters to find the optimal values of P_{suc} and F for each combinative values of k/g and Γ/g . On the contrary, with fixed parameters, we can analyze the underlying physics of why P_{suc} and F vary with k/g and Γ/g as plotted in Figs. 3, 4, 5. So we fix the detunings to be zero and all the parameters for the pulse configuration to be the ones as plotted in Fig. 2(a).

Figure captions

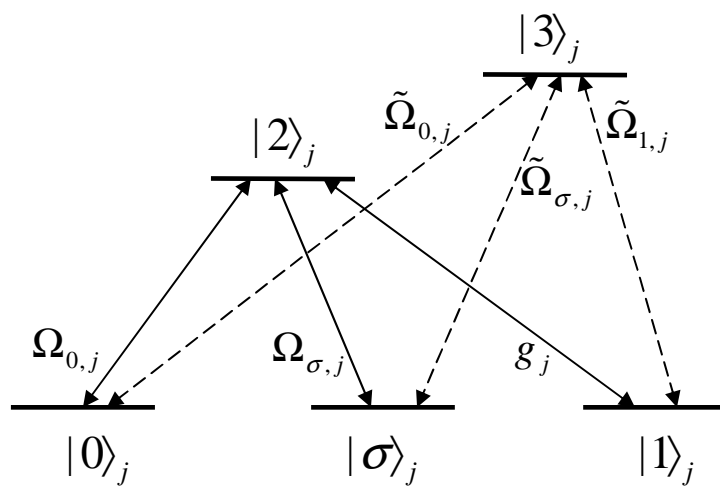
FIG. 1. The level configuration for atom j , where the qubits are encoded in levels $|0\rangle_j$ and $|1\rangle_j$. Except that levels $|1\rangle_j$ and $|2\rangle_j$ are coupled resonantly by the cavity mode, all the other arrows indicate resonant couplings by different lasers with the corresponding Rabi frequencies labeled nearby.

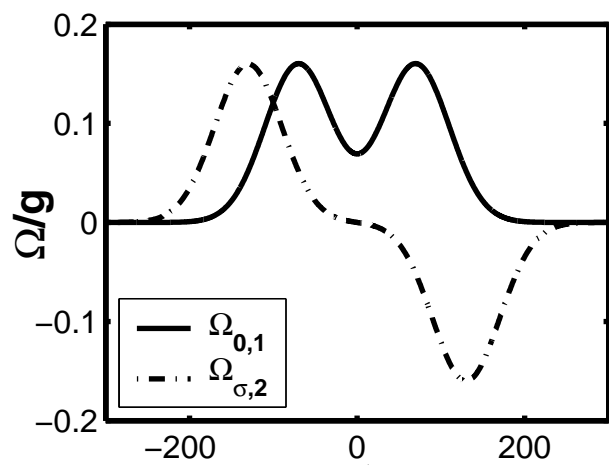
FIG. 2. Time evolution with the initial state $\frac{1}{2}(|0\rangle_1|0\rangle_2 + |0\rangle_1|1\rangle_2 + |1\rangle_1|0\rangle_2 + |1\rangle_1|1\rangle_2)|0\rangle$, where $k = 0.1g$ and $\Gamma = 0.1g$. (a) Pulse shapes and sequences for $\Omega_{0,1}$ and $\Omega_{\sigma,2}$. (b) Probability amplitudes for states $|0\rangle_1|1\rangle_2|0\rangle$, $|1\rangle_1|\sigma\rangle_2|0\rangle$, $|0\rangle_1|0\rangle_2|0\rangle$, $|1\rangle_1|0\rangle_2|0\rangle$, $|1\rangle_1|1\rangle_2|0\rangle$. (c) Probability of all the states containing excited atomic state, i.e., $P_{exc} = P_{|2\rangle_1|1\rangle_2|0\rangle} + P_{|1\rangle_1|2\rangle_2|0\rangle} + P_{|2\rangle_1|0\rangle_2|0\rangle}$, and probability of all the states containing one photon, i.e., $P_{pht} = P_{|1\rangle_1|1\rangle_2|1\rangle} + P_{|1\rangle_1|0\rangle_2|1\rangle}$. (d) Success probability P_{suc} .

FIG. 3. Dependence of success probability P_{suc} (upper subplot) and fidelity F (lower subplot) on κ and Γ for the initial state $|0\rangle_1|1\rangle_2|0\rangle$.

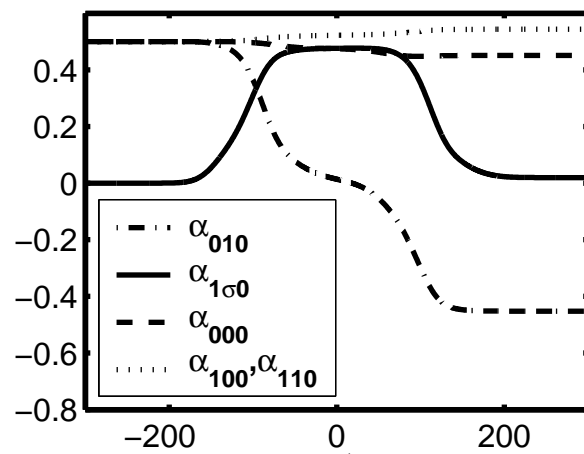
FIG. 4. Dependence of success probability P_{suc} (upper subplot) and fidelity F (lower subplot) on κ and Γ for the initial state $|0\rangle_1|0\rangle_2|0\rangle$.

FIG. 5. Dependence of success probability P_{suc} (upper subplot) and fidelity F (lower subplot) on κ and Γ for the initial state $\frac{1}{2}(|0\rangle_1|0\rangle_2 + |0\rangle_1|1\rangle_2 + |1\rangle_1|0\rangle_2 + |1\rangle_1|1\rangle_2)|0\rangle$.

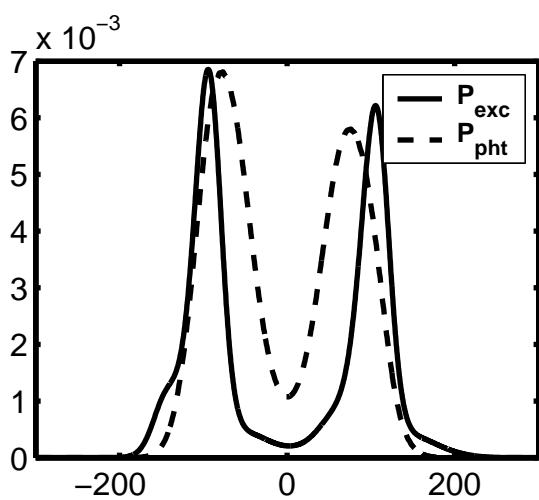




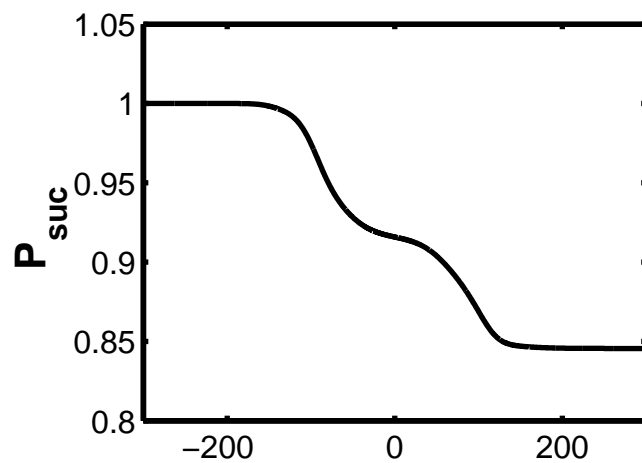
(a) gt



(b) gt



(c) gt



(d) gt

