

Fundamentals for immediate implementation of a quantum secured Internet

Geraldo A. Barbosa*

*QuantaSec-Research in Quantum Cryptography Ltd.,
Av. Portugal 1558, Belo Horizonte MG 31550-000 Brazil.*

(Dated: 16 August 06. A typo in the eigenvalues in version V1 was corrected and a few short comments added.)

This work shows how a secure Internet for users A and B can be implemented through a fast key distribution system that uses physical noise to encrypt information transmitted in deterministic form. Starting from a shared secret random sequence between them, long sequences of fresh random bits can be shared in a secure way and not involving a third party. The shared decrypted random bits -encrypted by noise at the source- are subsequently utilized for one-time-pad data encryption. The physical generated protection is not susceptible to advances in computation or mathematics. In particular, it does not depend on the difficulty of factoring numbers in primes. Also, there is no use of Linear Feed Back Shift Registers. The attacker has free access to the communication channels and may acquire arbitrary number of copies of the transmitted signal without lowering the security level. No intrusion detection method is needed.

PACS 03.67.Dd , 05.40.Ca

INTRODUCTION

Are there conditions to have a physical-noise secured Internet (NSI)-instead of a relying on the difficulty of factoring numbers in primes- implemented for common users? The answer is Yes; and the associated cost is very low – this paper shows how it can be immediately implemented.

Let us start with the following classical scenario: User A (Alice) uses a (private) laptop with no network or web access to encrypt a message X onto a file C to be sent to end user B (Bob). The encryption is done with a one-time-pad key sequence of truly random bits stored in his computer. This random sequence was beforehand shared with B. File C is fully characterized and transferred to a computer with web access. From this point on file C is appended with all identification information, split into different packets –as demanded by the Internet protocol (IP) stack [1]– and routed through any available physical link to the end user B . All modifications are done according to the requirements of the Open Systems Interconnection (OSI) layers and protocols [2] including particularities demanded by web service providers. Among these procedures error correction protocols are included. At the destination, file C is assembled bit-by-bit and delivered to B. Stripped from communication information attached to it, B checks for file integrity and decrypt C using the shared random sequence. The obtained message has unconditionally proven confidentiality and authentication. These procedures are independent of any established Internet security protocol. It is expected that Internet should not modify the bit content of the original file after its full recover by B. In case A and B are performing a commercial operation, non-repudiation is easily assured to both users. The one-time-pad protocol is not intended to modify the Internet protocols in anyway. It is a complementary method for secure communication

between two users that works independently and on top of all IP protocols. A and B have their secure communication totally under their control. This way, the users know that their protection does not rely on mathematical difficulties to factoring number in primes nor they depend on third parties to assure the desired security.

The reader may be saying: But this is a classical encryption between two users and well known to be secure; there is nothing physical or new here. However, is this scenario realistic if A and B wishes to use it continuously? The answer to this question has been negative: The practical difficulties for A and B to keep sharing long sequences of one-time-pad keys makes this scenario highly inefficient and, therefore, useless for most uses. Practical systems have not yet been devised that allow A and B to use the starting secret K_0 as a support to transfer or exchange fresh sequences of random numbers.

This work shows a practical way that allows A and B to share through the Internet these new sequences of random keys in a secure way. This could bring life to the starting scenario. The basic ingredients needed are a very simple software, a physical random generator (not a pseudo random generator) coupled to the private computer and a starting secret key K_0 shared by A and B. This starting sequence K_0 will seed a long sequence of truly random bits. In a sense, it can be seen as a one-time-pad booster: Starting from a shared seed K_0 , A and B end up sharing a sequence of $L (>> K_0)$ random bits. No third party is used to establish the key sequences to be used by A and B. No need for intrusion detection exists. Furthermore, all of these elements allow immediate implementation – even commercial (truly) random generators exist [3] for moderate speeds.

One may also argue that some quantum protocols exist that are proven secure as the well known single photon protocol BB84 [4] to distribute random bit sequences and, therefore, what novelty is being offered? Single-

photon protocols cannot be amplified and therefore do not work for the long-haul communications necessary for the Internet. Furthermore, signals from single-photon protocols cannot be converted from optical to electrical and back to optical without loss of security. Nor they are practical for wavelength multiplexing (WDM). These steps are necessary for the Internet. Alternative systems such as those using discrete or continuous variable processes relying on homodyne measurements (e.g., [5]) are very sensitive to noise. This leads to low key rate transfer and, even more serious, they cannot work in the naturally disturbed and complex Internet networks. In this sense, direct quantum communication over the Internet is not realistic.

On the other hand, some advantages of this NSI are: 1) The protocol is established at the user level where the secure data/message is prepared. This message/data is deterministic and noiseless but carries, as it will be shown, truly random information that was generated by a physical process. The key distribution procedure uses the installed communication network but its protection depends on physical laws instead of mathematical complexities. 2) The data is prepared in any convenient form for the underlying OSI layers with no need for modification of the IP in use. A simple binary file can be prepared by A or B to be sent through the OSI stack. These characteristics will not be dependent of security procedures established at the OSI's "Presentation" layer. Normal data manipulation demanded by OSI protocols can be applied. The only and usually expected requirement is that the end user receives the data file as it was delivered by the sender, bit-by-bit. This presupposes use of error correction protocols to guarantee perfect delivery of the ciphered message to the end user. The IP protocols in use are then left untouched; just a private protection layer is added by the users. This added layer, under user's control, presents no risk in the eventual creation of algorithms for fast factoring of numbers in primes. Also, even creation of a quantum computer or quantum processors does not decrease the physical protection tied to the signals. There resides the special value of this system and its proposition as a secure layer for users that demand protection based on physical principles.

The central problem is how to distribute over the Internet secure sequences of random bits R_i . This is the main puzzle with a solution presented in this work. Before discussing this fundamental problem and the proposed solution, one may state that if this is true, it is clear that ciphered messages based on one-time-pad could be sent over any physical channel with no need to further obscure the transmission for protection. The cipher message could even be made public because the protection is guaranteed by the one-time-pad method itself. As another consequence, no intrusion detection mechanism will be needed.

Use of classical carriers to carry recorded quantum in-

formation is a normal process that is often not perceived. Scientific journals use this process constantly –although they do not require a special protection. Understanding quantum phenomena as sets of probable events or different possible quantum trajectories, the classical information obtained from instrumental clicks is nothing more than recording one amongst the many possible quantum trajectories. Repetition of the same measurement operation may lead to a very distinct result; that is to say, a record of another trajectory among the possible ones. The files to be sent over the Internet are to be obtained in samplings of single events (bits). The information protection desired relies on the multitude of possible quantum trajectories that generates each single bit of the random sequence. This is completely different from using pseudo noise generated in a deterministic process (hardware stream ciphers), whose generation mechanism can be searched, discovered and used by the attacker [6]. One may easily argue, for example, that phase fluctuations on a laser output or in thermal radiation are not quantum. Both can be represented by Gaussian random processes. Several definitions (e.g. Glauber's Positive P representation [7] or Mandel's Q parameter [8]) can be utilized to classify these fluctuations as Poissonian or super-Poissonian. Light in a coherent state will be at the boundary between the "classical" and "quantum" realms. Although the question if electromagnetic radiation can be classified as classical or quantum is probably a philosophical question, the importance of the uncontrollable or unpredictable physical fluctuation in both representations is the important aspect to be utilized in this work. Sometimes the expression "quantum fluctuations" will be utilized by the author to express fluctuations associated with the light field. The reader may ignore the "quantum" adjective with no harm for ideas presented. A quantum calculation is often quite adequate to deal with light fluctuations and will be utilized.

This work will discuss the physically built-in properties of these secure files. It will also explain why one-time-pad keys can be created and shared by A and B through the Internet. This is basically about physics, not a discussion about software or deterministic (pseudo-random) stream cipher hardware. The security is intrinsically connected with fluctuations of the light field. Before discussing the information content in this process, the Section will describe the basic standard distribution protocol. After this description, it is explained how the recorded files carry the noise protection.

THE DISTRIBUTION PROTOCOL

The deterministic signals going through arbitrary communication channels are encrypted by random signals obtained from optical sources and are described by non-orthogonal M -ry bases. Distribution of secure data

[9, 10] and key distribution over optical channels using M -ry bases has been discussed on recent publications [11–13]. The security of the key distribution process described here relies on a few points: 1) A shared secrecy by users A and B on a starting key sequence K_0 and 2) a bit-by-bit uncertainty Nature-made noise associated to each bit and recorded on a interleaved M -ry non-orthogonal bases.

In short, knowledge of K_0 gives the legitimate users the first mapping of the bases generated by the emitter and allow B to recover each bit inscribed on every basis used. Sequences of fresh random bits, by its turn, will be generated by a truly random process and sent one-by-one between users A and B. Subsequent privacy amplification procedures statistically exclude the eventually compromised fraction of shared bits. The batch of secure shared secret bits (distilled bits) will be used for one-time-pad encryption. The physical noise from the bit generator protects each bit from the attacker E (Eve) and provides the information security level associated with all R_i .

The signals associated to the key sequences R_i are created by a physical random generator (PhRG). The noise N_i associated with each bit R_i inscribed onto the M -ry nonorthogonal basis ($M \geq 2$) produces the uncertainty seen by the attacker. This implies that the emitter has to be equipped to detect and record the signals generated by the PhRG. In other words, the definition of the measuring system is made by the emitter, not the attacker. The signal sent is the signal controlled and measured by the emitter with a detection system of his choice. No restrictions are placed on the attacker to obtain the exchanged signals on a public channel. Perfect copies of the transmission signals can be made public. Among the properties of the proposed system are: 1) Any public channel may be used for transmission (optical fibers, TV, microwave, and so on); 2) The deterministic signals can be amplified with no security loss; 3) Signals can be converted from electromagnetic to electrical and back to electromagnetic with no security loss; 4) Wavelength multiplexing is allowed on the network; 5) Current Network and IP protocols can be used with no modifications for users in any IP classes.

Fig. 1 shows a block diagram for one cycle of the key distribution system. Just to describe the protocol and make contact with some of the available literature ([11] to [13]) on M -ry cryptography, a description starting with a M -ry system of levels uniformly distributed on the phase circle will be presented. At the end, the M -ry system will be simplified to $M = 2$ for a speed-up in the communication process with no security loss.

The protocol

A and B share a starting random key sequence (#1) designated by K_0 (#2) of length L (See Fig.

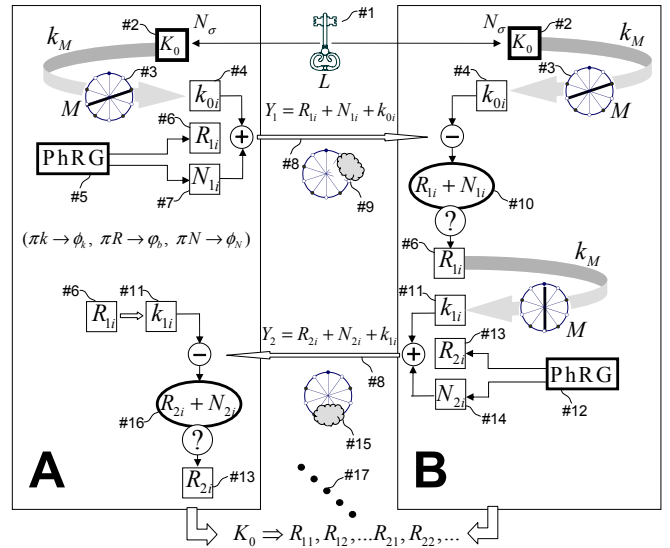


FIG. 1: A sketch of one cycle of operations of the key distribution process in the Noise Secured Internet is shown.

1). These L bits are divided into blocks of size k_M ($b(k_M), b(k_{M-1}), \dots, b(k_1)$) and each block defines randomly a basis k_{0i} over a nonorthogonal set of bases. As an example, a uniformly distributed set of bases can be used, being described on a ciphering wheel (#3) [11] with M bases, where $M = 2^{k_M}$.

$$k_{0i} = b(k_M)2^{k_M-1} + b(k_{M-1})2^{k_M-2} + \dots + b(k_1)2^0. \quad (1)$$

The phase values defining each basis are then given by

$$\phi_{k_{0i}} = \pi \left[\frac{k_{0i}}{M} + \frac{1 - (-1)^{k_{0i}}}{2} \right], \quad k_{0i} = 0, 1, \dots, M-1. \quad (2)$$

In these bases, a bit 1 will be inscribed displaced by π with respect to bit 0 over each basis.

A PhRG (#5) generates random bits R_{1i} (#6) that A would like to transfer securely to B. These signals contain noise N_{1i} (#7) with a natural phase distribution (e.g., noise inherent to coherent states) of width σ_ϕ . R_{1i} can be understood in phase units (rd): values 0 or π for bits 0 and 1. For mesoscopic coherent states this noise is approximately Gaussian distributed with width σ_ϕ (set such that $\sigma_\phi < \pi/2$). The signal to be sent over the generic Internet communication channel (#8) (network and servers) is $Y_1 = R_{1i} + N_{1i} + k_{0i}$. The combined effects of $N_{1i} + k_{0i}$ is to hide the bit value R_{1i} on the ciphering wheel (#9). Although containing random information Y_1 is a deterministic signal and as such can be amplified and converted into different signals through arbitrary Internet nodes without any loss of security.

B has to extract R_{1i} from Y_1 . To this end he utilizes the same sequences from K_0 utilized by A to generate the base values k_{0i} (#4). He subtracts this value from Y_1 and obtains $R_{1i} + N_{1i}$ (#10) and obtain signals in

binary bases (single k_i value). The effect of the noise N_{1i} on B's binary basis is negligible because $\sigma_\phi < \pi/2$ and his decision on the bit value is easy; therefore, he obtains R_{1i} (#6). From the received sequence R_i he forms bit blocks of length k_M and constructs a new base sequence k_{1i} . The next steps are similar to the first ones. Bob's PhRG (#12) generates signal containing bits R_{2i} (#13) associated to noise N_{2i} (#14). The signal $Y_2 = R_{2i} + N_{2i} + k_{1i}$ is sent over the communication channel (#8). The bit value R_{2i} is hidden by the overall noise $N_{2i} + k_{1i}$ (#15). From her knowledge of R_{1i} (#6) and, therefore, k_{1i} (#14), Alice subtracts k_{1i} from Y_2 and obtains $R_{2i} + N_{2i}$ (#16). On her binary basis she easily obtains R_{2i} (#13). The first cycle is complete. A and B continue to exchange random sequences as in the first cycle. The shared sequences $(R_{1i}, \dots, R_{2i}, \dots)$, after privacy amplification, are the random bits to be subsequently utilized for one-time-pad cipher.

Note that while for noiseless signals $Y_1 = b$ and $Y_2 = b$ carrying a repeated bit b , one has $Y_1 \oplus Y_1 = 0$, noisy signals give $Y_1 = b + N_1$ and $Y_1 = b + N_2$ and, therefore, $Y_1 \oplus Y_1 = N_1 + N_2 (= 0 \text{ or } 1)$. This frustrates correlation attacks and algebraic attacks constituted of addition-mod2 between bits. These attacks are efficient against pseudo random encrypted signals in a noiseless carrier.

THE PHYSICAL RANDOM GENERATOR

The random generator is the principal equipment needed to implement NSI for users A and B. After a brief description of a possible random generator, its physical aspects will be discussed. For secure transmission of signals physical randomness is necessary because no known mathematical algorithm has been proven to generate true random numbers. Several physical sources may be used to this end such as optical or thermal sources. Optical sources can be much faster than the thermal ones and are therefore necessary when speed is required. It is important to say that commercial truly random generators already exists for moderate speeds [3] what makes immediate NSI implementations possible. Fig. 2 shows a sketch of a PhRG with a coherent light source modulus. While several design variations are possible, the PhRG shown can achieve fast speeds compatible with optical channels. The laser beam is divided by a beam splitter BS. The upper part shows a detecting system where signals V_i are generated corresponding to the sign of the generated signal with respect to the average signal intensity. These binary signals are converted into binary voltages $V_R = \pm V_\pi$ that constitute fresh random bits to be shared by A and B. The bottom part shows an interferometer with an optical phase modulator ($\phi \text{ mod}$) in one of the arms. Added voltages $V_{K_0} + V_R$ are applied to the phase modulator. This way bits are created in

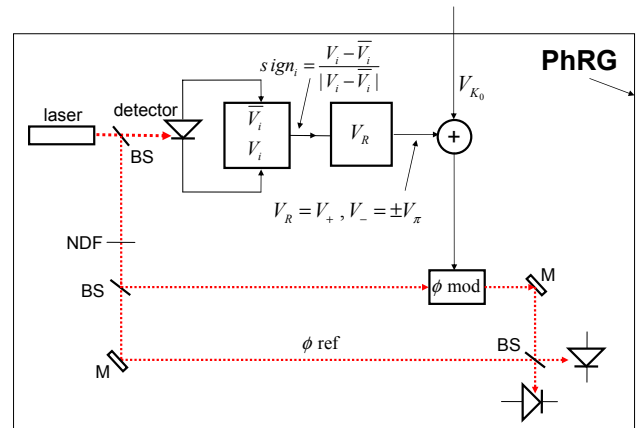


FIG. 2: Sketch of PhRG with a coherent light source. This modulus can work internally or externally to a computer. The laser beam is divided by a beam splitter BS. The upper part shows a detecting system where signals V_i are generated corresponding to the sign of the generated signal with respect to the average signal intensity. The laser beam is adjusted to an adequate intensity by a neutral density filter (or automatized filter). Voltage values V_{K_0} defining M -ry phase bases (e.g, $M = 2$) are added to V_R and applied to the phase modulator.

randomly chosen non-orthogonal bases. Detectors at the interferometer output produce the phase signals carrying basis, bit and noise information shown in Figure 1 as Y_i . These values are automatically recorded and carry analog information that may be transmitted in binary form. The phase uncertainty is approximately given (see Refs. [11] and [12]) by the Gaussian distribution

$$p_u \simeq e^{-(\Delta\phi)^2/2\sigma_\phi^2}, \quad (3)$$

where $\sigma_\phi = \sqrt{2/\langle n \rangle}$ and $\langle n \rangle$ is the average number of photons in one bit. Availability of PhRG modules in public places like a cybercafe may be convenient and less costly for many users. They may generate and record on portable memories a batch of secure keys or use them to exchange one-time-pad ciphered information.

SIMPLIFIED BASES

Use of a non-uniform set of bases leads to a more economical system: instead of the uniformly spaced circle of phases given by Eq. (2) one may use just a sector of phase values where the number of bases is just $M = 2$. See Fig. 3. $\Delta\phi_1$ is the space between two bases and should be kept $\Delta\phi_1 \ll \pi/2$. $\langle n \rangle$ is adjusted so that $\pi/2 > \sigma_\phi \gg \Delta\phi_1$. Two states or bits can be inscribed on each basis (binary states), one should recall that the noise added may require other angle positions (going to a continuum as necessary) to be experimentally recorded as well. A simple procedure could be placing the recorded signal

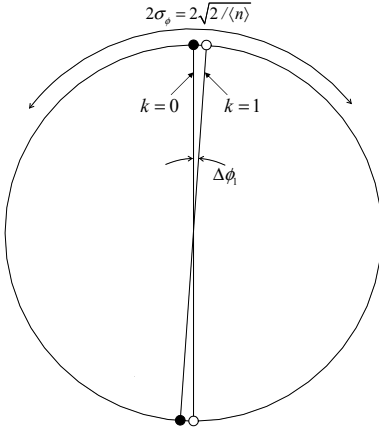


FIG. 3: A ciphering set of bases in a phase sector with $M = 2$. σ_ϕ is the standard deviation in the phase caused by fluctuations in the light field. $\Delta\phi_1$ is the spacing between two bases and should be kept $\Delta\phi_1 \ll \pi/2$. $\langle n \rangle$ is adjusted so that $\pi/2 > \sigma_\phi \gg \Delta\phi_1$. Two states or bits can be inscribed on each basis. Dark circles indicate positions for a bit 0 and open circles give possible positions for a bit 1.

(representing bit, basis and noise) always equal to the nearest phase position. This way, just the phase values shown on Fig. 3 will be needed.

Phase positions in the s^{th} -sequence of random bits on this $M = 2$ sector are given by

$$\begin{aligned} \phi_{s,i} = & (1 - R_{s-1,i})\pi \left[\frac{1 - (-1)^{R_{s,i}}}{2} \right] + \\ & + R_{s-1,i} \left(\pi \left[\frac{1 + (-1)^{R_{s,i}}}{2} \right] + \Delta\phi_1 \right), \quad k_{0i} = 0, 1. \end{aligned} \quad (4)$$

i gives the i^{th} term in the s -sequence of length L . The first random sequence $R_{0,i}$ is the shared sequence K_0 .

LIGHT SIGNALS AND INFORMATION

Signals to be generated by the PhRG are phase modulated coherent signals. A specific ϕ_k modulation will be described by

$$|\alpha e^{i\phi_k}\rangle = e^{-|\alpha|^2/2} \sum_{n=0}^{\infty} \frac{(\alpha e^{i\phi_k})^n}{\sqrt{n!}} |n\rangle. \quad (5)$$

Assume positive $\alpha = |\alpha|$. On the $M = 2$ sector shown in Fig. 3 the phase modulation angles are $\phi_k = (0, \Delta\phi_1, \pi, \pi + \Delta\phi_1)$. Each one of these values is randomly by R_i according to Eq. 4. Statistically, the allowed values are equally distributed with $1/4$ probability for each of the angles. It is easy to describe the desired properties utilizing a quantum formalism. The density matrix $\hat{\rho}$ describing these possibilities is

$$\hat{\rho} = \frac{1}{4} (|\alpha e^{i0}\rangle\langle\alpha e^{i0}| + |\alpha e^{i\Delta\phi_1}\rangle\langle\alpha e^{i\Delta\phi_1}|$$

$$+ |\alpha e^{i\pi}\rangle\langle\alpha e^{i\pi}| + |\alpha e^{i(\pi+\Delta\phi_1)}\rangle\langle\alpha e^{i(\pi+\Delta\phi_1)}|) \quad (6)$$

From now on the notation $|\phi_i\rangle = (|0\rangle, |\Delta\phi_1\rangle, |\pi\rangle, |\pi + \Delta\phi_1\rangle)$ will be used for the modulated coherent states. As the interest is on small angular separation $\Delta\phi_1$, one may write the matrix elements of $\hat{\rho}$ up to the first order $\mathcal{O}(\Delta\phi_1^1)$:

$$\langle\phi_i|\hat{\rho}|\phi_k\rangle = \frac{1}{4} \begin{pmatrix} 1 & \hat{\rho}_{0,\Delta\phi_1} & \hat{\rho}_{0,\pi} & \hat{\rho}_{0,\pi+\Delta\phi_1} \\ \hat{\rho}_{\Delta\phi_1,0} & 1 & \hat{\rho}_{\Delta\phi_1,\pi} & \hat{\rho}_{\Delta\phi_1,\pi+\Delta\phi_1} \\ \hat{\rho}_{\pi,0} & \hat{\rho}_{\pi,\Delta\phi_1} & 1 & \hat{\rho}_{\pi,\pi+\Delta\phi_1} \\ \hat{\rho}_{\pi+\Delta\phi_1,0} & \hat{\rho}_{\pi+\Delta\phi_1,\Delta\phi_1} & \hat{\rho}_{\pi+\Delta\phi_1,\pi} & 1 \end{pmatrix} \quad (7)$$

where

$$\begin{aligned} \hat{\rho}_{0,\Delta\phi_1} = \hat{\rho}_{\pi,\pi+\Delta\phi_1} &= (1 + i|\alpha|^2 \Delta\phi_1 \tanh(2|\alpha|^2)), \\ \hat{\rho}_{\Delta\phi_1,0} = \hat{\rho}_{\pi+\Delta\phi_1,\pi} &= (1 - i|\alpha|^2 \Delta\phi_1 \tanh(2|\alpha|^2)), \end{aligned} \quad (8)$$

and all other terms ($i \neq k$) are equal to $\hat{\rho}_{ik} = \text{sech}(2|\alpha|^2)$. Diagonalization of $\langle\phi_i|\hat{\rho}|\phi_k\rangle$ gives the eigenvalues λ_i and orthonormal eigenstates $|\Psi_i\rangle$ (up to order $\Delta\phi_1$):

$$\lambda_1 = 0, \quad (9)$$

$$\begin{aligned} |\Psi_1\rangle &= \frac{1}{\mathcal{N}} [e^{i\phi_C} |0\rangle - |\Delta\phi_1\rangle - e^{i\phi_C} |\pi\rangle + |\pi + \Delta\phi_1\rangle] \\ \lambda_2 &= \text{sech}(2|\alpha|^2) \sinh^2(|\alpha|^2), \end{aligned} \quad (10)$$

$$\begin{aligned} |\Psi_2\rangle &= \frac{1}{\mathcal{N}} [-e^{i\phi_C} |0\rangle - |\Delta\phi_1\rangle + e^{i\phi_C} |\pi\rangle + |\pi + \Delta\phi_1\rangle] \\ \lambda_3 &= 0, \end{aligned} \quad (11)$$

$$\begin{aligned} |\Psi_3\rangle &= \frac{1}{\mathcal{N}} [-e^{i\phi_T} |0\rangle + |\Delta\phi_1\rangle - e^{i\phi_T} |\pi\rangle + |\pi + \Delta\phi_1\rangle] \\ \lambda_4 &= \frac{1}{2} (1 + \text{sech}(2|\alpha|^2)), \end{aligned} \quad (12)$$

$$|\Psi_4\rangle = \frac{1}{\mathcal{N}} [e^{i\phi_T} |0\rangle + |\Delta\phi_1\rangle + e^{i\phi_T} |\pi\rangle + |\pi + \Delta\phi_1\rangle],$$

where

$$\begin{aligned} \lambda_2 + \lambda_4 = 1, \quad \mathcal{N} &= 2\sqrt{2(1 - e^{-\langle n \rangle})}, \\ \phi_C &= \arctan[\langle n \rangle \Delta\phi_1 \coth\langle n \rangle] \quad \text{and} \\ \phi_T &= \arctan[\langle n \rangle \Delta\phi_1 \tanh\langle n \rangle]. \end{aligned} \quad (13)$$

The eigenvalues give the probability of occurrence of the states $|\Psi_i\rangle$. Due to the non-orthogonality of the bases used, a modulated state $|\phi_i\rangle$ has projections on all eigenstates $|\Psi_i\rangle$.

Von Neumann and Shannon entropies

Statistically, the Von Neumann entropy $H(\alpha)$ associated with the random bits is given by the eigenvalues of $\hat{\rho}$:

$$H(\alpha) = -\lambda_2 \log_2 \lambda_2 - \lambda_4 \log_2 \lambda_4. \quad (14)$$

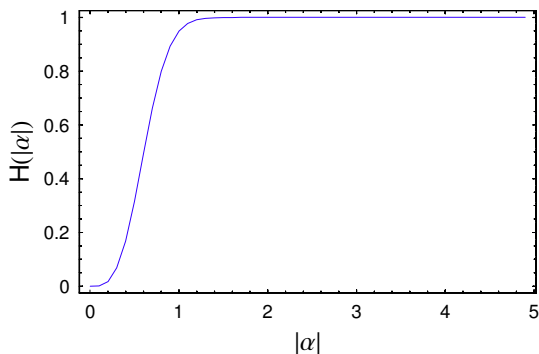


FIG. 4: Von Neumann entropy showing the fast transition from the quantum regime to the classical bit regime. $|\alpha| = \sqrt{\langle n \rangle}$, where $\langle n \rangle$ is the average number of photons per bit signal.

Fig. 4 shows $H(\alpha)$ as a function of the coherent amplitude $|\alpha|$. It is interesting to see that for very small amplitude $|\alpha|$ (or small number of photons $|\alpha|^2 = \langle n \rangle < 1$) the signal carries less than one bit information. Four states can be used and two of them describes the same bit (two bits in the same basis). As the probability to sent one of the states is $1/4$, the probability to have one of the two bits sent is $2 \times 1/4$. Consistently, this gives the maximum Shannon entropy (as the classical limit of Von Neumann's entropy) $H_S = 2 \times (1/2) \log_2(1/(1/2)) = 1$.

Phase distribution

The experimental determination of phase in the quantum regime has been subject of intense study and controversies –for a short review, see [8]. Mesoscopic and classical states are established with less controversy. Ref. [14] introduced simple definitions for phase state and phase distributions that have been frequently used. They will be adopted here. Thus, in terms of number state bases, the definition of phase state will be

$$|\phi\rangle = \frac{1}{\sqrt{q+1}} \sum_{n=0}^q e^{in\phi} |n\rangle, \quad (15)$$

where q is the number of states taken on a truncated space of the oscillator Hilbert space [14]. It leads to a classical phase state for large q and it is quite adequate for numerical calculations. Introduce a discrete, orthonormal and complete set of these states

$$\phi_{dm} = \frac{2\pi m}{q+1} \quad (m = 0, 1, \dots, q), \quad (16)$$

defined up to an arbitrary fixed reference phase value (The index d is just to identify the discrete character of this phase). Thus, $\langle \phi_{dk} | \phi_{dl} \rangle = \delta_{kl}$. A phase operator is

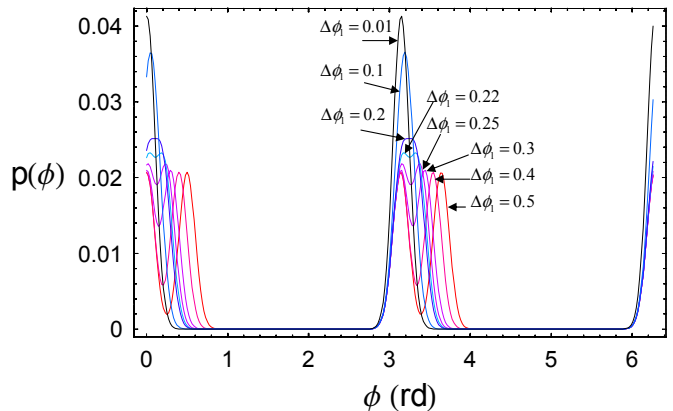


FIG. 5: Phase distribution for $\langle n \rangle = 25$ as a function of $\Delta\phi_1$ values. For large values of $\Delta\phi_1$ the decision over π or $\pi + \Delta\phi_1$ is easily made. For small $\Delta\phi_1$ the two distributions merge together. $q = 300$ was used to truncate Eq. (19).

defined by

$$\hat{\phi} = \sum_{n=0}^q \phi_{dm} |\phi_{dm}\rangle \langle \phi_{dm}|. \quad (17)$$

Given a density operator $\hat{\rho}$, the phase distribution $p(\phi)$ is obtained as

$$p(\phi_{dm}) = \langle \phi_{dm} | \hat{\rho} | \phi_{dm} \rangle, \quad (18)$$

with normalization $\sum_{m=0}^q p(\phi_{dm}) = 1$. From the density matrix, Eq. (6), the phase distribution (18) for all possible realizations of the phase assignments can be calculated. It gives

$$p(\phi_{dm}) = \frac{e^{-\langle n \rangle}}{4(q+1)} \sum_{\phi_i} \left[\left(\sum_{n=0}^q \frac{|\alpha|^m}{\sqrt{n!}} \cos n(\phi_i - \phi_{dm}) \right)^2 + \left(\sum_{n=0}^q \frac{|\alpha|^m}{\sqrt{n!}} \sin n(\phi_i - \phi_{dm}) \right)^2 \right], \quad (19)$$

where $\phi_i = (0, \Delta\phi_1, \pi, \pi + \Delta\phi_1)$ and m is the phase index introduced in Eq. (16). Fig. 5 shows probabilities for occurrences of phases assigned by the sender. Fig. 5 illustrates phase distributions for a set of $\Delta\phi_1$ and $\langle n \rangle = 25$. Large $\Delta\phi_1$ values imply that recognition for the attacker of the basis used by the user is easy and leads to bit recover. On the other hand, for small $\Delta\phi_1$ the linewidth well exceeds it.

A phase recorded by the sender is sent to the end user and assumed recorded by the attacker as well. Recovering the bit sent is the aim of both the end user and the attacker's. To the end user, bit recovered is easy because it is just a decision between angle ranges $(-\pi/2, \pi/2)$ or from $(\pi/2, 3\pi/2)$. The attacker, not knowing the basis used, has to decide between a phase value or the neighbor phase, distant from it by $\Delta\phi_1$.

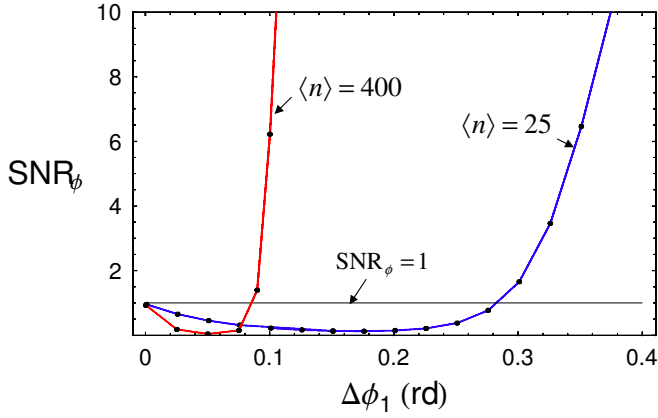


FIG. 6: Signal-to-noise ratio for phase angle as a function of the separation angle $\Delta\phi_1$ for two values of $\langle n \rangle$, 25 and 400.

Signal-to-noise ratio for phase measurements

A measure of the attacker's ability to recover a phase ϕ_i sent is given by the fundamental signal-to-noise ratio expressed by

$$SNR_{\phi_i} = \frac{\langle \phi_i | \hat{\phi} | \phi_i \rangle^2}{\langle \phi_i | \hat{\phi}^2 | \phi_i \rangle - \langle \phi_i | \hat{\phi} | \phi_i \rangle^2}. \quad (20)$$

The phase expected value $\langle \hat{\phi} \rangle$ and $\langle \hat{\phi}^2 \rangle$ are given by

$$\langle \phi_i | \hat{\phi} | \phi_i \rangle = 4 \sum_{m=0}^q \phi_{dm} p(\phi_{dm})_{\phi_i}, \quad (21)$$

and

$$\langle \phi_i | \hat{\phi}^2 | \phi_i \rangle = 4 \sum_{m=0}^q \phi_{dm}^2 p(\phi_{dm})_{\phi_i}. \quad (22)$$

$p(\phi_{dm})_{\phi_i}$ is the ϕ_i contribution to $p(\phi_{dm})$. The attacker, E, cannot succeed for $SNR_{\phi_i} \leq 1$. It should be emphasized that the attacker does not have the capability to perform measurements on the PhRG output. She obtains single records sent by the user. Not even an ensemble of data for each bit is sent by the user. A single recording of a single measurement performed by the user's instruments is the only data available to the attacker. Fig. 6 shows the signal-to-noise ratio SNR_{ϕ_i} for $\langle n \rangle = 25$ and $\langle n \rangle = 400$ as a function of $\Delta\phi_1$. It is seen that for a given $\langle n \rangle$ a small range of $\Delta\phi_1$ values satisfy $SNR_{\phi_i} \leq 1$. Within this range, the attacker cannot succeed to obtain the correct bit values (or corresponding phase values). His probability of error by guessing over the recorded data will be 1/2.

ATTACKS

One may wonder about the cost of a brute force attack to determine the starting key K_0 from the transmit-

ted signals. Under the assumption that the uncertainty presented to the attacker cover some of the bases, the attacker would know that the basis k_i used in a given transmission is around a given region within the uncertainty N_σ .

For the M -ry system of uniformly spaced bases this amounts that only a set of less relevant bits b_k hide the correct basis. These b_k bits could be permuted in $b_k!$ ways. As each bit could be either 0 or 1 the total number of permutations to be searched for each bit emission would be $(\log_2 N_\sigma)! N_\sigma$. For the total number of bits the number of combinations would be

$$C = 2^{K_0} (\log_2 N_\sigma)! N_\sigma. \quad (23)$$

Under this example of a uniform ciphering wheel exemplified by Eq. (2), it is understood that the attacker may know the fraction $1 - (N_\sigma/M)$ of the total number of shared bits k_M used by A and B to cipher a fresh generated bit. For a sequence of L shared bits, Eve may obtain $L[1 - (N_\sigma/M)]$ bits among L because they were not covered by noise. An attack on the key cannot succeed due to simple reasons: K_0 can be chosen with a size that makes direct search computationally unfeasible (exponential complexity in K_0). After exchange of each random sequence R_i –equally long as K_0 – privacy amplification procedures will be applied, leading to a shorter random sequence for one-time-pad. One should stress in this key distribution procedure the starting key K_0 is never to be open to the attacker. This eliminates any possibility for E to explore correlations between K_0 and the distilled keys after privacy amplification. In fact, K_0 can be destroyed after being used. Therefore, applying key-search trials for ciphertext decryption on a known-plaintext attack is doomed due the attacker's computational capability.

For the $M = 2$ system all neighbouring levels are covered by noise ($N_\sigma \geq 2$). For this case, the same $C \sim 2^{K_0}$ makes unfeasible a brute force attack.

CONCLUSIONS

It has been shown that Internet users will succeed in generating and sharing, in a fast way, a large number of secret keys to be used in one-time-pad encryption. They have to start from a shared secret sequence of random bits and have a “hardware” modulus (Physical Random Generator-PhRG) added to their computers. The physical noise level is adjusted to hide the random bits being sent. Although the transmitted signals could be openly accessed, physical noise inherent to these signals provide the protection. No intrusion detection method is necessary. Privacy amplification protocols (dependent on the M -ry system used) eliminate any fraction of information that may have eventually obtained by the attackers. As the security is not based on protocols

supported by mathematical complexities in current use, the security is not dependent on the difficulties of factoring large numbers in their primes. It was then shown that by sharing secure secret key sequences and subsequent data encryption a secure Internet can be practically implemented. The system can be easily adjusted to follow any computational advance while providing security. The random generator works at optical speeds and the system does not require special Internet communication protocols. Any network in current use is adequate for this kind of operation. This system is proposed as a possible new paradigm for a secure Internet.

*E-mail: GeraldoABarbosa@hotmail.com

-
- [1] For definition, see http://en.wikipedia.org/wiki/Internet_Protocol.
- [2] For definition, see http://en.wikipedia.org/wiki/OSI_model.
- [3] id Quantique offers an optical random number generator based on reflection/transmission of single photons. See <http://www.idquantique.com/products/quantis.htm>
- [4] C. Bennett, G. Brassard, Quantum cryptography, Public key distribution and coin tossing, in Proc. IEEE Int. Conf. on Computers, Systems, and Signal Processing, Bangalore, India, 1984, pp. 175 to 179.
- [5] F. Grosshans and P. Grangier, Phys. Rev. Lett. **88**, 057902 (2002).
- [6] S. Donnet, A. Thangaraj, M. Bloch, J. Cussey, JM Merolla and L. Larger, Physics Letters A, In Press, online 17 April 2006.
- [7] R. J. Glauber, Phys. Rev. **130**, 2766 (1963); Phys. Rev. **131**, 2766 (1963); Quantum Optics and Electronics, eds. C. DeWitt, A. Blandin, C. Cohen-Tannoudji (Dunod, Paris 1964), Proc. École d'Été de Physique Théorique de Les Houches, 1964.
- [8] L. Mandel and E. Wolf, Optical Coherence and Quantum Optics (Cambridge University Press, 1995), Section 10.7. See also D. T. Pegg, S. M. Barnett, R. Zambrini, S. Franke-Arnold, and M. Padgett, New J. of Phys. **7**, 82 (2005).
- [9] G. A. Barbosa, E. Corndorf, P. Kumar, H. P. Yuen, Phys. Rev. Lett. **90**, 227901 (2003).
- [10] E. Corndorf, G. A. Barbosa, C. Liang, H. P. Yuen, P. Kumar, Opt. Lett. **28**, 2040 (2003). G. A. Barbosa, E. Corndorf, and P. Kumar, Quantum Electronics and Laser Science Conference, OSA Technical Digest **74**, 189 (2002).
- [11] G. A. Barbosa, Phys. Rev. A **68**, 052307 (2003). US Pat. Appl. 11/000,662, Publ. No. US2005/0152540 A1. See also quant-ph/0212033 2002 v4 28 Apr 2004 pp. 1 to 10.
- [12] G. A. Barbosa, Phys. Rev. A **71**, 062333 (2005).
- [13] H. P. Yuen, R. Nair, E. Corndorf, G. S. Kanter, and P. Kumar, quant-ph/0509091 v1 13 Sep 2005.
- [14] D. T. Pegg and S. M. Barnett, Europhys. Lett. **6**, 483 (1988).