

Plasmon assisted transmission of high dimensional orbital angular momentum entangled state

XI-FENG REN, GUO-PING GUO(*), YUN-FENG HUANG, CHUAN-FENG LI, GUANG-CAN GUO

Key Laboratory of Quantum Information, University of Science and Technology of China, Hefei 230026, People's Republic of China

PACS. 03.67.Mn – Entanglement manipulation.

PACS. 42.50Dv – Nonclassical states.

PACS. 71.36.+c – Polaritons.

Abstract. – We present an experimental evidence that high dimensional orbital angular momentum entanglement of a pair of photons can be survived after a photon-plasmon-photon conversion. The information of spatial modes can be coherently transmitted by surface plasmons. This experiment primarily studies the high dimensional entangled systems based on surface plasmon with subwavelength structures. It maybe useful in the investigation of spatial mode properties of surface plasmon assisted transmission through subwavelength hole arrays.

Quantum entanglement is the foundation of quantum teleportation, quantum computation, quantum cryptography, superdense coding, etc. In recent years, the interest in high dimensional entangled states is steadily growing. One advantage of using multilevel systems is its promise to realize new types of quantum communication protocols [1, 2]. Additionally, the usage of multilevel systems provides a possibility to introduce very special protocol, which cannot be implemented with qubits, such as quantum bit commitment [3] and quantum coin tossing [4]. Another advantage is their possible application in the fundamental tests of quantum mechanics. The most popular approach to investigate higher dimensional systems relies on the spatial modes of down-converted photons from spontaneous parametric down conversion (SPDC). These down-converted photons can be entangled in not only polarization, or spin angular momentum, but also spatial modes, such as orbital angular momentum (OAM) [5], Hermite-Gaussian modes [6]. The spatial modes entanglement occurs in an infinite-dimensional Hilbert space [5–12].

In metal films perforated with a periodic array of subwavelength apertures, it has long been observed that there is an unusually high optical transmission [13]. Generally, it is believed that surface plasmon (SP) in metal surface plays a crucial role in this phenomenon, in which photons are first transformed into surface plasmons and then back to photons [13–15]. More recently, the experiments showing plasmon-assisted transmission of entangled photons in polarization [16] and in energy-time [17] have attracted a lot of interest. These experiments

(*) E-mail: :gpguo@ustc.edu.cn

showed that the macroscopic surface plasmon polarizations, a collective excitation wave involving typically 10^{10} free electrons propagating at the surface of conducting matter, can be treated as a single qubit. Apart from its fundamental significance, this effect may provide another platform to transfer entanglement between photons and condensed-matter materials.

So far, polarization properties of nanohole arrays have been studied in many works [18–20]. Then, how about the spatial mode properties of nanohole arrays in the photon to plasmon and back to photon process? The metal plates used in these experiments always have special structure—usually like lattice. Different from the conventional metal mirror, incident light is converted into surface plasmon and the modes of surface plasmon are correlated with these typical structures in metal plates. If the light incidented on the metal plate has a transverse spatial distribution itself, what will happen? Is there any modal dependence on the geometry of the holes? What are the spatial modes of the transmitted photons? In the previous experiments, it has been proved that two dimensional entanglement such as polarization and energy-time entanglement can be preserved in the surface plasmon assisted transmission [16, 17]. Our motivation is to see whether the high dimensional spatial modes entanglement can be survived in this photon to plasmon and back to photon process.

In this paper, we show that entanglement of OAM can be survived in this plasmon assisted transmission process. The OAM entangled qutrits are produced by type-I SPDC [5]. One photon of the photon pair is incidented on the metal plate, undergoing a photon to plasmon and back to photon process. We find the photon pairs after the metal plate are still entangled in OAM. We may state that the entanglement of OAM of photons can be transferred to surface plasmons, and the information of spatial modes can be coherently carried by surface plasmons.

Inset of Fig .1. is a scanning electron microscope picture of part of our metal plate. The transmission spectrum is shown in Fig. 1. The dashed vertical line indicates the wavelength of 702 nm used in our experiment. The transmission of the metal plate at 702 nm is about 3.2%, which is much larger than the value of 0.55% obtained from classical theory [21]. This extraordinary optical transmission is mediated by surface plasmon at the metal-substrate interface [13]. The metal plate is set between two lenses of 35 mm focal length, so that the

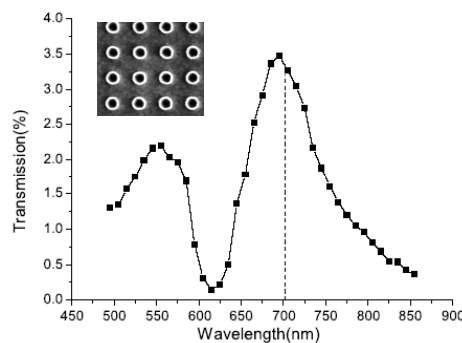


Fig. 1 – Metal plate transmittance as a function of wavelength. The dashed vertical line indicates the wavelength of 702nm used in the experiment. Inset, scanning electron microscope picture of part of our metal plate. After subsequently evaporating a 3-nm titanium bonding layer and a 135-nm gold layer onto a 0.5-mm-thick silica glass substrate, a Focused Ion Beam Etching system (FIB, DB235 of FEB Co.) is used to produce cylindrical holes (200 nm diameter) arranged as a square lattice (600 nm period). The total area of the hole array is $30\mu\text{m} \times 30\mu\text{m}$ and it is actually made up with four hole arrays of $15\mu\text{m} \times 15\mu\text{m}$ area for the technical reason.

light is normally incident on the hole array with a cross sectional diameter of about $20\mu m$ and covers several hundreds of holes.

In our experiment, high dimensional OAM entangled photon pairs are produced via type-I spdc using a BBO crystal (beta barium borate) of 3 mm thickness pumped by an argon ion laser operating at 351 nm and having 400 mW light power. The pump light is in vertical polarization. Both entangled photons have a wavelength of 702 nm and are in horizontal polarization.

The light fields of photons having OAM can be described by means of Laguerre-Gaussian (LG_p^l) modes with two indices p and l [22]. The p index identifies the number of radial nodes observed in the transversal plane and the l index describes the number of the 2π -phase shifts along a closed path around the beam center. If the mode function is a pure LG mode with winding number l , then every photon of this beam carries an OAM of $l\hbar$. This corresponds to an eigenstate of the OAM operator with eigenvalue $l\hbar$ [22]. If the mode function is not a pure LG mode, each photon of this light is in a superposition state, with the weights dictated by the contributions of the comprised different l th angular harmonics. For the sake of simplification, we can consider only LG modes with the index $p = 0$, and the l index of the entangled photons varying from -1 to 1 . Usually, we use computer generated holograms (CGHs) [23,24] to change the winding number of LG mode light. It is a kind of transmission holograms. Inset of Fig. 2. shows part of a typical CGH(+1) with a fork in the center. Corresponding to the diffraction order m , the l fork hologram can change the winding number of the input beam by $\Delta l_m = ml$. In our experiment, we use the first order diffraction light and the efficiencies of our CGHs are all about 30%. It is also important to be able to both produce and analyze superposition states in a chosen basis. A convenient method for creating superposition modes is to use a displaced hologram [24], which is particularly suitable for producing superpositions of LG_0^l mode with the Gaussian mode, which may also be seen as LG mode with $l = 0$. The Gaussian mode light can be identified using single-mode fibers in connection with avalanche detectors. All other modes lights have a larger spatial extension, and therefore cannot be coupled into the single-mode fiber efficiently. High order LG modes ($l \neq 0$) lights are identified using mode detectors consisting of CGH and single-mode optical fiber. This mode detector can also be used to identify the superposition mode by displacing the CGH [3,24].

The experimental setup is shown in Fig. 2. The Gaussian mode pump light is focused on the BBO crystal where the entangled photon pairs are produced. The photons are emitted from the crystal at an angle of 6° off the pump beam and are coupled into optical fiber

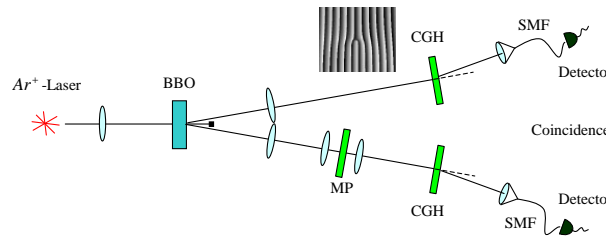


Fig. 2 – (color online). Experimental set-up. After type-I spontaneous parametric down conversion two lenses (focus 300mm) are used to increase the collection efficiency. The metal plate (MP) is placed between the twin lenses (focus 35mm) in the idler path. The light incident on the metal plate has a diameter about $20\mu m$, and thus cover several hundreds of holes. In signal and idler path, computer generated hologram (CGH) and single mode fiber (SMF) are combined to project the photons onto the different OAM states. Inset, picture of part of a typical CGH (+1) with one fork in the center.

couplers via a lens ($f = 300\text{mm}$) on each side. The metal plate is placed between twin-lenses ($f = 35\text{mm}$) in the idler beam. The twin-lenses are used to make the light incident on the metal plate has a diameter about $20\mu\text{m}$ and thus cover several hundreds of holes. CGH and single-mode fiber are combined to analyze the spatial modes of the down converted photons. Silicon avalanche photodiode (APD) single photon detectors (Perkin Elmer, SPCM-AQR-FC-16) are used to record counts.

First, we move the metal plate out and measure the generated three dimensional entangled state, or entangled qutrit state, as in the previous works [5,11]. The mode analysis is performed in coincidence for all cases where mode detectors in signal and idler path are prepared for analyzing LG modes $-1, 0, 1$ respectively. The measured coincidence pattern is shown in Fig. 3. Within experimental accuracy, coincidences are only observed in those cases where the sum of the OAM of the down-converted photons is equal to the pump beam's OAM (here 0). This shows the conservation of OAM. However, the absolute count rates of these cases are not equal [3, 5, 11].

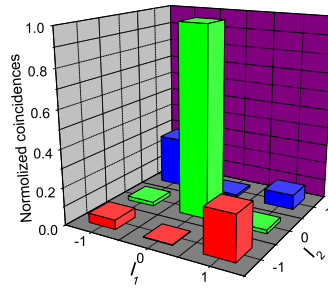


Fig. 3 – (color online). Conservation of OAM when the metal plate is moved out. Coincidence mode detections for signal photon and idler photon in 9 possible combinations of orthogonal states are performed. l_1 is the OAM of signal photon, and l_2 is the OAM of idler photon. Within experimental accuracy, coincidences are only observed in those cases where $l_1 + l_2 = 0$.

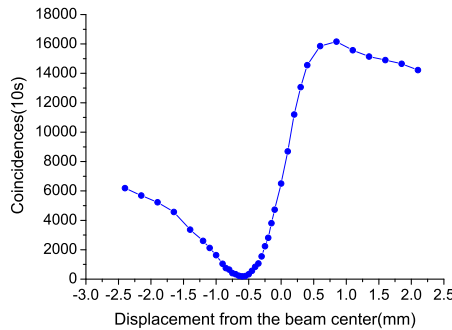


Fig. 4 – Experimental evidence of entanglement of photon states with phase singularities. The metal plate is moved out. Hologram in the signal path is slightly displaced horizontally from the beam center. Coincidences are recorded when we scan the hologram in the idler path horizontally from one side to another side. Visibility is $97.7 \pm 0.1\%$.

To confirm entanglement, we have to demonstrate that the two photon state is not just a mixture but a coherent superposition of product states of the various gaussian and LG modes which obey OAM conservation. There are several methods to prove entanglement, such as testing the CHSH inequalities [10] and doing a quantum tomography of the state [3]. Here we used the most simple method which has been used in many works [5, 11]. In signal path the CGH (here $+1$ or -1) is slightly displaced horizontally from the beam center, while in idler path we performed a scan of the mode of incoming photons by moving the corresponding CGH horizontally from one side to another side. An important distinction between coherent superposition and incoherent mixture of gaussian and LG modes is that the latter possess no phase singularity. If the state is in coherent superposition, we will find a place of the CGH in the idler path where the coincidences is zero. For example, if the generated state is $(|0, 0\rangle + |-1, +1\rangle + |+1, -1\rangle)/\sqrt{3}$, and mode detector in signal path detects the state $(|0\rangle + |+1\rangle)/\sqrt{2}$, then when the mode detector in idler path is adjusted to detect the state $(|0\rangle - |-1\rangle)/\sqrt{2}$, we will get no coincidence. Define visibility as $v = (C_{Max} - C_{min})/(C_{Max} + C_{min})$, where C_{Max} is the maximum of coincidence and C_{min} is the minimum of coincidence. If the state

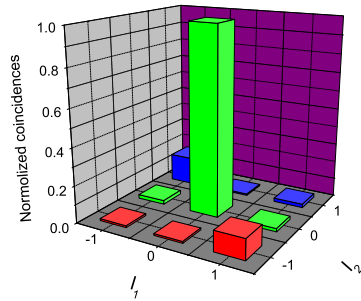


Fig. 5 – (color online). Conservation of orbital angular momentum when the metal plate is placed between the twin-lenses. Coincidence mode detections for signal photon and idler photon in 9 possible combinations of orthogonal states are also performed. As for the no metal plate case, coincidences are only observed when $l_1 + l_2 = 0$ within experimental accuracy.

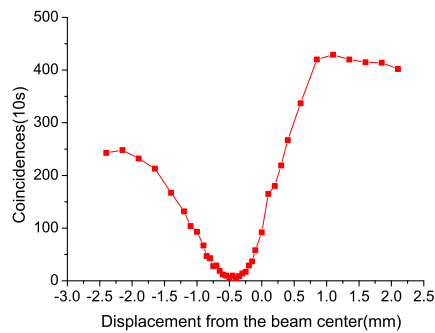


Fig. 6 – Experimental evidence of entanglement of photon states with phase singularities. The metal plate is placed between the twin-lenses. Coincidences are recorded when we doing the same operation as the case without metal plate. Visibility is $97.6 \pm 0.5\%$.

is a entangled state, v will be 100%. The experimental results shown in Fig.4. verify the correlation in superposition bases LG ($l = \pm 1$) and Gaussian modes. The visibility is as high as $97.7 \pm 0.1\%$ which can be viewed as a signature of entanglement [5,11]. This high visibility confirms that the two photon state is not just a mixture but a entangled state [5,11]. Due to the non-linear relation between the displacement of CGH and the superposition state detected by the mode detector, the curve in Fig. 4 is not symmetrical. Denoting a state represented by the coincidence measurement of a photon at the mode m and a photon at the mode n by $|m, n\rangle$, we found that the generated entangled qutrit state can be written as [25]:

$$|\psi\rangle = (|0, 0\rangle + 0.523 |-1, +1\rangle + 0.486 |+1, -1\rangle)/1.229. \quad (1)$$

Now, we put the metal plate between the twin-lenses in the idler path and measure the output state of plasmon assisted transmitted photons using the same method. The experimental results are shown in Fig. 5. and Fig. 6. In order to demonstrate the entanglement, we also measure the state in bases rotated in Hilbert space by displacing the holograms. In the signal path, $+1$ (or -1) hologram is displaced horizontally to detect superposition mode $(a|0\rangle + b|-1\rangle)/\sqrt{a^2 + b^2}$ (or $(a|0\rangle + b|+1\rangle)/\sqrt{a^2 + b^2}$), where a and b are real numbers [24]. While in the idler path the corresponding hologram performs a scan of the mode of the incoming photons. If the two photons are in entangled state, there will be a dip in the coincidence pattern. The resulting coincidences are shown in Fig. 6. The visibility is $97.6 \pm 0.5\%$ which confirms the entanglement [5,11]. We can see there is a small distance between this no-count place and the no-count place with no metal plate (Fig. 4 and Fig. 6). The reason is that entangled state is changed due to the different transmission efficiencies of different modes light. These results show that plasmon assisted transmitted photons are in the entangled qutrit state:

$$|\psi'\rangle = (|0, 0\rangle + 0.392 |-1, +1\rangle + 0.332 |+1, -1\rangle)/1.124. \quad (2)$$

So the OAM entanglement can be survived in the plasmon assisted transmission. It is also noted that the degree of entanglement is decreased after the photon to plasmon and back to photon process. The reason is the unequal transmission efficiencies of different modes lights. For photons carrying 0, -1, 1 OAM, the transmission efficiencies are $3.25 \pm 0.10\%$, $1.51 \pm 0.13\%$, $1.82 \pm 0.14\%$ respectively. We can directly get the state (2) from state (1) by including these transmission efficiencies. If those transmission efficiencies of different modes lights can be engineered properly, these states may be concentrated to the maximally entangled qutrit state with this kind of subwavelength metal optics [11]: $(|0, 0\rangle + |-1, +1\rangle + |+1, -1\rangle)/\sqrt{3}$.

The phenomenon of unequal transmission efficiencies for different OAM photons was also observed in a recent work [26]. This result might be explained by the theory of [27,28]. In these models, holes on the metal film are treated as waveguides, so different modes lights can have different transmissivity as higher modes lights decay faster in waveguide. However, these models cannot be used to explain the conservation of orbital angular momentum because the coherence among different modes may be destroyed in these models. The relation between the spatial mode of photons and the film perforation geometry is not yet given, which will be investigated in our future work.

In conclusion, we proved experimentally that the OAM entanglement, which is a high dimensional spatial modes entanglement, can be coupled to surface plasmons. Our result may give us more hints to the understanding of spatial mode properties of surface plasmon assisted transmission.

* * *

This work was funded by the National Fundamental Research Program, National Nature Science Foundation of China (10604052), the Innovation Funds from Chinese Academy of Sciences, and the Program of the Education Department of Anhui Province (Grant No.2006kj074A).

REFERENCES

- [1] S. D. Bartlett, H. de Guise, and B. C. Sanders. *quant-ph/0011080*, (2000).
- [2] M. Bourennane, A. Karlsson, and G. Björk. *Phys.Rev.A.* **64**, 012306, (2001).
- [3] N. K. Langford, R. B. Dalton, M. D. Harvey, J. L. O'Brien, G. J. Pryde, A. Gilchrist, S. D. Bartlett, and A. G. White, *Phys.Rev.Lett.* **93**, 053601, (2004).
- [4] G. Molina-Terriza, A. Vaziri, R. Ursin, and A. Zeilinger, *Phys.Rev.Lett.* **94**, 040501 (2005).
- [5] A. Mair, A. Vaziri, G. Weihs, and A. Zeilinger, *Nature (London)* **412**, 313, (2001).
- [6] X. F. Ren, G. P. Guo, J. Li, and G. C. Guo, *Phys.Lett.A.* **341** 81 (2004).
- [7] H. H. Arnaut and G. A. Barbosa, *Phys.Rev.Lett.* **85**, 286, (2000).
- [8] G. Molina-Terriza, J. P. Torres, and L. Torner, *Phys.Rev.Lett.* **88**, 013601, (2002).
- [9] J. P. Torres, A. Alexandrescu, and L. Torner, *Phys.Rev.A.* **68**, 050301(R), (2003).
- [10] A. Vaziri, G. Weihs, and A. Zeilinger, *Phys.Rev.Lett.* **89**, 240401, (2002).
- [11] A. Vaziri, J. W. Pan, T. Jenewein, G. Weihs, and A. Zeilinger, *Phys.Rev.Lett.* **93**, 227902, (2003).
- [12] S. S. R. Oemrawsingh, X. Ma, D. Voigt, A. Aiello, E. R. Eliel, G. W. 't Hooft, and J. P. Woerdman, *Phys.Rev.Lett.* **95**, 240501 (2005).
- [13] T.W. Ebbesen, H. J. Lezec, H. F. Ghaemi, T. Thio, and P. A. Wolff, *Nature* 391, 667 (1998).
- [14] D. E. Grupp, H. J. Lezec, T.W. Ebbesen, K. M. Pellerin, and T. Thio, *Appl. Phys. Lett.* 77, 1569 (2000).
- [15] L. Martin-Moreno, F. J. Garcia-Vidal, H. J. Lezec, K. M. Pellerin, T. Thio, J. B. Pendry, and T. W. Ebbesen, *Phys. Rev. Lett.* 86, 1114 (2001).
- [16] E. Altewischer, M. P. van Exter and J. P. Woerdman *Nature* 418 304 (2002).
- [17] S. Fasel, F. Robin, E. Moreno, D. Erni, N. Gisin and H. Zbinden, *Phys. Rev. Lett.* 94 110501 (2005).
- [18] J. Elliott, I. I. Smolyaninov, N. I. Zheludev, and A. V. Zayats, *Opt. Lett.* 29, 1414 (2004).
- [19] R. Gordon, A. G. Brolo, A. McKinnon, A. Rajora, B. Leathem, and K. L. Kavanagh, *Phys. Rev. Lett.* 92, 037401 (2004).
- [20] E. Altewischer, C. Genet, M. P. van Exter, and J. P. Woerdman, *Opt. Lett.* 30, 90 (2005).
- [21] H. A. Bethe, *Phys. Rev.* 66, 163 (1944).
- [22] L. Allen, M. W. Beijersbergen, R. J. C. Spreeuw, and J. P. Woerdman, *Phys.Rev.A.* **45**, 8185, (1992).
- [23] J. Arlt, K. Dholokia, L. Allen, and M. Padgett. *J. Mod. Opt.* 45 1231 (1998).
- [24] A. Vaziri, G. Weihs, and A. Zeilinger. *J. Opt. B: Quantum Semiclass. Opt* 4 s47 (2002).
- [25] The normalization of the states in this work is achieved by calculating the square root of the fraction given by the coincidences for each LG mode divided by the total number of the coincidences.
- [26] X. F. Ren, G. P. Guo, Y. F. Huang, Z. W. Wang, and G. C. Guo, *Opt. Lett.* **31**, 2792, (2006).
- [27] L. Martin-Moreno, F. J. Garcia-Vidal, H. J. Lezec, K. M. Pellerin, T. Thio, J. B. Pendry, and T.W. Ebbesen, *Phys. Rev. Lett.* 86 1114 (2001).
- [28] Zhichao Ruan, and Min Qiu, *Phys. Rev. Lett.* 96 233901 (2006).