

Meltdown in quantum computers needs not occur: Nuclear experiments show a way out

J. Flores,¹ S. Yu. Kun,^{1,2,3} T.H. Seligman¹

¹ Centro de Ciencias Físicas, Universidad Nacional Autónoma de México, Cuernavaca, Morelos, Mexico

² Centre for Nonlinear Physics, RSPHysSE, ANU, Canberra ACT 0200, Australia

³ Department of Theoretical Physics, RSPHysSE, ANU, Canberra ACT 0200, Australia

January 27, 2019

We show that phase memory can be much longer than energy relaxation in systems with exponentially large dimensions of Hilbert space; this finding is documented by fifty years of nuclear experiments, though the information is somewhat hidden. For quantum computers Hilbert spaces of dimension 2^{100} or larger will be typical and therefore this effect may contribute significantly to reduce the problems of scaling of quantum computers to a useful number of qubits.

To solve problems intractable up to now, quantum computers (QC) should operate with $n \approx 1000$ interacting qubits. Georgeot and Shepelyansky (GS) considered a two-body random Hamiltonian as a generic model for QC hardware, and performed numerical simulations for $n \leq 15$ [1]. They claim that information loss, referred to as meltdown of the QC, occurs on a time scale given by qubit mixing of eigenstates. Since the dimension of Hilbert space

grows exponentially and the spectral span only linearly, this poses stringent conditions on the interactions among qubits. However, to test these restrictions for realistic n , we need, alas, a working QC. Instead, we resort to old and new nuclear data. We find that using proton-proton scattering on heavy nuclei as a quantum protocol, the eigenstate mixing time is orders of magnitude shorter than that required for information loss. Thus, in exponentially large Hilbert spaces, phase memory, not usually considered, is greatly enhanced. Heavy nuclei, therefore, provide a seed for a scaling of QC.

The feasibility of quantum computing on a large scale has been studied from different viewpoints. The most common approach is a time dependent one, related directly to the increase of errors as a function of the number of gates and qubits [2,3]. Fidelity or more specific process-related benchmarks are used to get a reliable picture. This approach is self-defeating if one wants to scale it to a QC of useful size, and simultaneously go beyond perturbation theory [4]. A functioning QC would be needed to make the correct calculation with which the perturbed one be compared.

GS point out that, for chaotic dynamics, the identity of functions on individual qubits may be lost at a rate faster than the quantum protocols [4]. This so called meltdown of the QC would put very serious limitations on its implementation. This analysis is based on standard theory of relaxation in quantum many-body systems.

The basic assumptions involved are: A qubit is normally a two-level system, with an average energy difference Δ_0 . For n qubits the level density grows exponentially with n . This, according to GS, imposes stringent restrictions on the strength and/or form of the interaction among qubits, since otherwise many non-interacting n -qubit states $|\Psi_i\rangle$ will be mixed and the QC melts down. These limitations are particularly damaging since chaotic dynamics can stabilise quantum computation external error [5,6].

To investigate parameter values for which the QC can indeed operate, GS analysed the

statistical properties of the two-body random Hamiltonian $H = \sum_i L_i \sigma_i^z + \sum_{i < j} J_{ij} \sigma_i^z \sigma_j^z$, where where σ_i are the Pauli matrices for qubit i . The random numbers L_i and J_{ij} are distributed respectively in the intervals $[\Delta_0 - \delta/2, \Delta_0 + \delta/2]$ and $[-J, J]$. Their analysis assumes nearest neighbour coupling.

In the non-interacting qubit basis the eigenfunctions $|\phi\rangle$ are obtained. For $n = 12$, $W_i = |\langle \Psi_i | \phi \rangle|^2$ is plotted as a function of the non-interacting multi-qubit energy E_i for two values of J/Δ_0 . For $J/\Delta_0 = 0.02$, W_i is very narrowly distributed, whereas for $J/\Delta_0 = 0.48$ the computer eigenstates become a broad and somewhat random mixture of the quantum register states $|\Psi_i\rangle$. In the drastic language of GS the meltdown has occurred before the quantum protocol could be realised. This implies a time scale, which will be introduced below using the standard language of statistical nuclear physics.

Wigner, some fifty years ago [7], introduced the spreading width Γ^\downarrow , in the context of many-body problems consisting of n interacting particles, with large but finite n . Γ^\downarrow indicates the spread of W_i , and \hbar/Γ^\downarrow is the energy relaxation time for which, according to standard theory, all memory of the initial state is lost. We shall return to this interpretation later. Interchanging the roles of the eigenbasis and the single-particle basis, the local density of states (LDOS) is obtained. Its width is typically again Γ^\downarrow .

Unfortunately, for large n it is impossible to perform the calculations of GS since the dimension $N_H = 2^n$ of the Hilbert space grows exponentially. We therefore propose a different approach, using experimental data involving heavy nuclei. The nucleus is an ideal laboratory to study many-body systems, since nuclear interactions are so strong that external perturbations can be neglected.

Consider some scattering process, such as inelastic proton-nucleus scattering to be the quantum protocol. The single-particle basis is the quantum register, the entrance channel represents the loading process, and the output is the readout. The question is: How long is the memory and

is it given by the spreading width or, equivalently, by the width of LDOS? Since experiments of this type have been available for fifty years now [8] and are still performed [9], this question can be answered, the nucleus playing the role of the QC. We address here the phase memory of the process, which is not usually considered in the field of compound nuclear reactions, because energy relaxation was at the centre of attention.

We revisit the 1954 paper of Gugelot [8] describing the inelastic scattering of 18 MeV protons off several targets, including light nuclei such as aluminium, medium heavy ones, for example, iron, nickel, copper, silver and tin, as well as heavy nuclei such as platinum and gold. The energy spectra of the outgoing protons are detected at different angles. The raw data are scaled with the proton energy E times the penetration factor of the Coulomb barrier to produce $I(E)$. At proton energies well below this barrier, where compound reactions dominate, the scaled spectra should represent LDOS of the residual nucleus and, therefore, be angle independent. This happens for light and medium nuclei, as exemplified in Fig. 1 for iron. Surprisingly this is not so for heavy nuclei, as shown in Fig. 2 for platinum. The curves are different, but the exponential slope at low energies is the same for both angles, indicating that energy relaxation has occurred at ≈ 0.7 MeV per proton. Gugelot stresses that there are no spurious experimental effects in the platinum data, and that gold spectra look similar. In Fig. 3 more recent low-energy proton angular distributions obtained from scattering data of neutrons [9] and protons [10,11] on a bismuth target, confirm the forward peaking. Memory of the direction of the incident beam is clearly retained.

The essential question is: How much time did the protocol, i.e. the reaction process, take as compared to the energy relaxation time \hbar/Γ^\downarrow . Using standard nuclear physics estimates [12], Γ^\downarrow for platinum is of the order of 1 MeV. Assuming that we are in a compound state, we can estimate the total decay width $\Gamma_{cn}^\uparrow \approx 0.02$ keV (see Fig. 7 in Ref. [13]). This leads to a process time five orders of magnitude longer than \hbar/Γ^\downarrow . The theoretical estimates given for

both widths should not be off by more than a factor of three leaving at worst still four orders of magnitude between the two time scales. We therefore clearly see that there is strong old and new experimental evidence, that \hbar/Γ^\downarrow is not the time scale for information loss.

Estimates of the effective dimension of Hilbert space can be obtained from the spreading width [12] and the density of states [14]. These dimensions and the number of qubits needed to roughly equate them, are 10^{20} (≈ 67 qubits) for $p + \text{Pt}$ and 10^9 (≈ 30 qubits) for $p + \text{Fe}$. In view of such dimensions, digital computations to confirm this effect cannot be performed.

A theoretical explanation of this phase memory persistence in nuclear physics is not readily available. There are indications that random two-body interactions in exponentially large Hilbert spaces need not lead to chaotic states even if all pairs interact [15]. We then could have large spreading widths, i.e. strong interaction, but fairly small participation ratios of the expansion of one basis in terms of the other, as expected for systems with Poissonian statistics in the strong-coupling case [16]. This would imply that states are not evenly populated, and the average proton energy of 0.7 MeV is then not easily explained. We therefore prefer to assume that the time scale for phase relaxation is much longer than that for energy relaxation. One of us has proposed such ideas some time ago [17,18] showing that very weak correlations between different angular momenta may be considerably enhanced in exponentially large Hilbert spaces, even if thermalisation occurs for each angular momentum. This theory predicts that odd terms in a Legendre expansion of the angular distribution will not vanish, but be determined by the ratio of decay time and phase relaxation time [19]. The corresponding fits are shown in Fig. 3 and the two time scales agree. This is consistent with our statement that phase relaxation is orders of magnitude slower than energy relaxation.

The good news is then that there are fifty years of strong experimental evidence that the energy relaxation time is not the relevant time scale that limits memory conservation in a system of many qubits. We have identified an effect, observable only in exponentially large Hilbert

spaces, that introduces a much longer time scale for phase memory in a many-body system. In principle, this effect allows scaling to large number of qubits, although it will certainly not replace stabilisation techniques developed for small- n QC [2,3]. The bad news is that we need more theoretical insight for appropriate engineering of a QC to take advantage of this effect.

We are grateful to Dr. E. Raeymackers for making available to us tables of the data reported in Ref. [9]. We thank T. Guhr, T. Prosen and F. Leyvraz for useful discussions. This work was supported by Dirección General de Asuntos de Personal Académico, Universidad Nacional Autónoma de México, project IN101603 and by Consejo Nacional de Ciencia y Tecnología, Mexico, project 41000 F.

References

- [1] B. Georgeot, D.L. Shepelyansky, *Phys. Rev. E* **62** 3504 (2000).
- [2] M.A. Nielsen, I.L. Chuang, *Quantum Computation and Quantum Information* (Cambridge, 2000).
- [3] G.P. Berman, G. Doolen, R. Maineri, V.I. Tsifrinovitch, *Introduction to Quantum Computers* (World Scientific, 1998).
- [4] G.P. Berman, G.D. Doolen, D.I. Kamenev, V.I. Tsifrinovich, *Phys. Rev. A* **65** 012321 (2002).
- [5] T. Prosen, M. Znidaric, *J. Phys. A: Math. Gen.* **34** L681 (2001).
- [6] G.L. Celardo, C. Pineda, M. Znidaric, *Stability of quantum Fourier transformation on Ising quantum computer*, LANL e-print arXiv: quant-ph/0310163.
- [7] E.P. Wigner, *Ann. Math.* **62** 548 (1955); **65** 203 (1957).
- [8] P.C. Gugelot, P.C. *Phys. Rev.* **93** 425 (1954).
- [9] E. Raeymackers *et al*, *Nucl. Phys. A* **726** 210 (2003).

- [10] F.E. Bertrand, R.W. Peelle, *Phys. Rev. C* **8** 1045 (1973).
- [11] F.E. Bertrand, R.W. Peelle, “Cross sections of hydrogen and helium particles produced by 62-and 39-MeV protons on ^{209}Bi ”. (Oak Ridge National Laboratory, Report No. 4638, 1971).
- [12] D. Agassi, H.A. Weidenmller, G. Mantzouranis, *Phys. Rep.* **22** 145 (1975).
- [13] T. Ericson, T. Mayer-Kuckuk, *Ann. Rev. Nucl. Sci.* **16** 183 (1966).
- [14] A. Bohr, B.R. Mottelson, *Nuclear Structure*, (Benjamin, New York, 1969), Vol. 1, p. 284.
- [15] L. Benet, H.A. Weidenmller, *J. Phys. A: Math. Gen.* **36** 3569 (2003).
- [16] L. Benet, T.H. Seligman, H.A. Weidenmller, *Phys. Rev. Lett.* **71** 529 (1993).
- [17] S. Yu. Kun, *Z. Phys. A* **348** 273 (1994).
- [18] S. Yu. Kun, *Z. Phys. A* **357** 255 (1997).
- [19] S. Yu. Kun, A.V. Vagov, A. Marcinkowski, *Z. Phys. A* **358** 69 (1997).

Figure captions

Fig. 1. Scaled proton spectra $I(E)$ (in arbitrary units) at forward and backward angles for 18 MeV proton inelastic scattering on iron (reproduced from Fig. 3 of Ref. [8]). They represent relative LDOS of the residual nucleus for high excitation energy, i.e. low proton energy.

Fig. 2. Similar spectra as in Fig. 1 for a platinum target (reproduced from Fig. 9 of Ref. [8]). Note that the vertical scale does no longer represent LDOS in any range because of the significant difference between backward and forward angles.

Fig. 3. Angular distribution (dots) of inelastic sub-Coulomb 9 MeV protons measured with a 62 MeV beam on a bismuth target [10,11]. Circles represent a similar distribution of 9 ± 1 MeV protons resulting from 62.7 ± 2 MeV neutron induced reactions on bismuth [9]. The full lines are fits with Legendre polynomials up to second order.

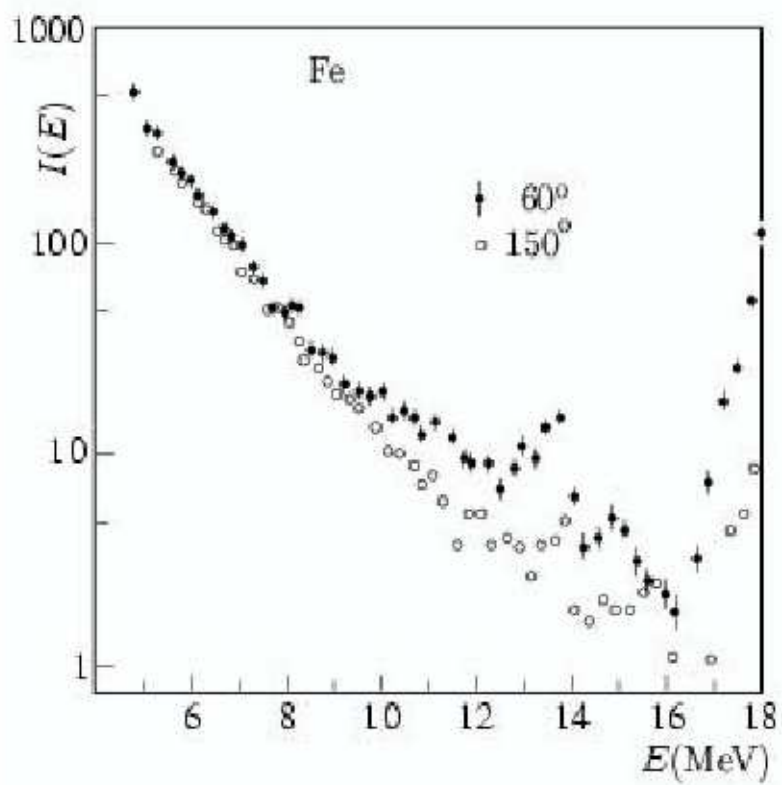


Figure 1:

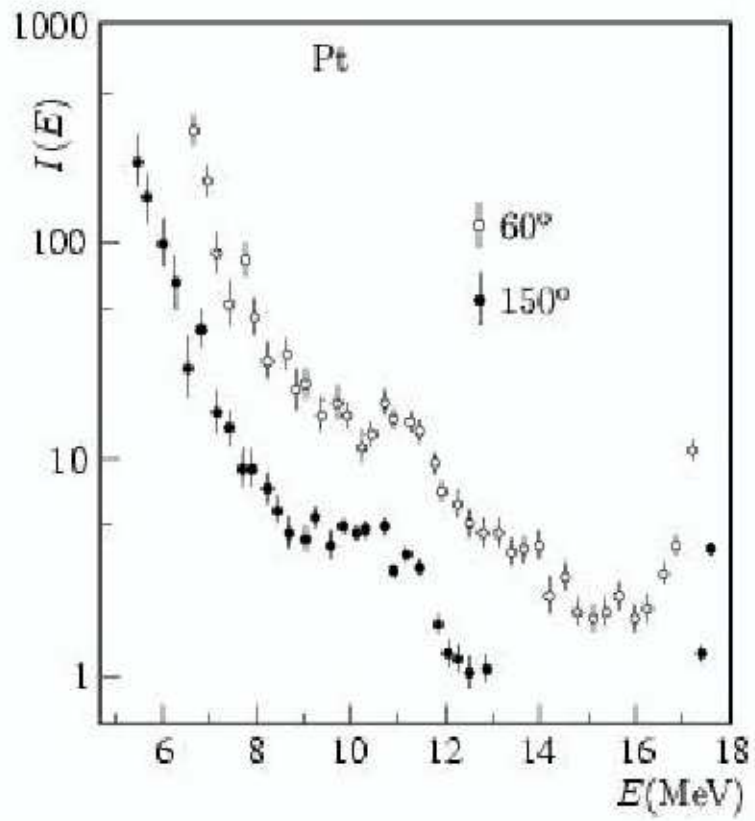


Figure 2:

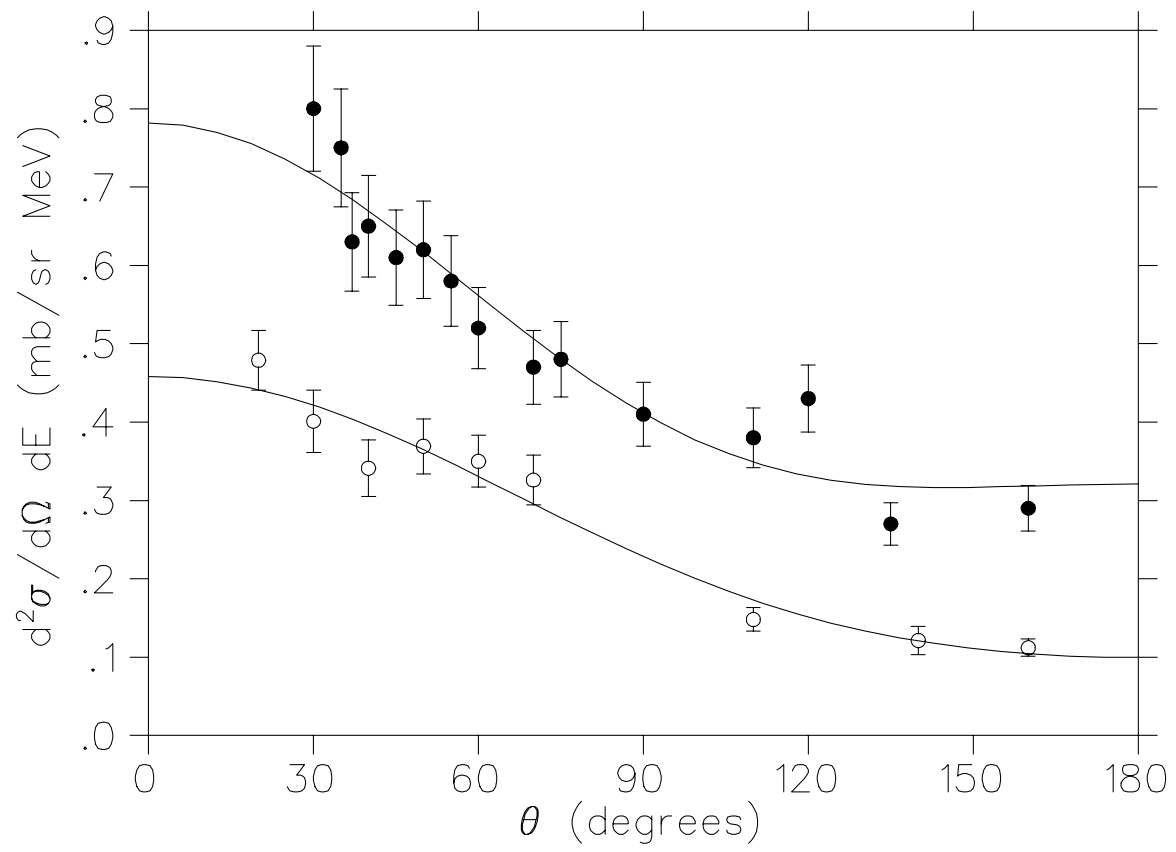


Figure 3: