

May 23, 2019

STUPP-04-177

ICRR-Report-507-2004-5

Unstable state decay without Exponential Law
 \sim small Q value s-wave (sQs) decay \sim

Toshifumi Jittoh^a, Shigeki Matsumoto^b, Joe Sato^a, Yoshio Sato^a and
 Koujin Takeda^c

^aDepartment of Physics, Saitama University,
 Saitama 338-8570, Japan

^bInstitute for Cosmic Ray Research, University of Tokyo,
 Chiba 277-8582, Japan

^cDepartment of Physics, Tokyo Institute of Technology,
 Tokyo 152-8551, Japan

ABSTRACT

We study the decay process of an unstable quantum system, especially the deviation from the exponential decay law. We show that the exponential period no longer exists in the case of the s-wave decay with small Q value. We also derive the quantitative condition that this kind of the decay process takes place and discuss what kind of system is suitable to observe the decay.

I INTRODUCTION

Since the period of the classic works by Dirac [1], Weisskopf and Wigner [2], it has been a problem how to describe the decay process of an unstable state following the principles of quantum mechanics. As is well-known, a survival probability of the initial state $P(t)$, which concerns the decay of the quantum state, is frequently described by the exponential decay law $P(t) = e^{-\Gamma t}$. However it is also known that a decay process does not obey the exponential law precisely, so it has been always a question how the deviation from the exponential decay law occurs, especially at late and early times of a decay process [3].

Theorists are always motivated to work on this old problem when high resolution experiments, which are accomplished by a new technology, are performed for detecting the deviation of the decay law from the exponential [4] - [6]. In addition, recent several experiments have reported the measurement-induced suppression in quantum systems at early stage of decay, which may be a result from *Quantum Zeno Effect* (QZE) [7].

As mentioned above, the deviation from the exponential law at late and early times is often discussed [8]. At very late time, a survival probability $P(t)$ must decrease more slowly than the exponential and exhibits the inverse power law of time $P(t) \sim t^{-\alpha}$, where α is positive and depends on the property of the unstable system. At early time, a survival probability decreases following the Gaussian law (the square of time t^2), which appears inevitably in a quantum process (and causes the QZE). Thus the decay of the unstable state proceeds through three stages in general. Initial stage is characterized by the Gaussian law, the intermediate stage by the exponential law, and the final stage by the inverse power law.

In this paper we focus on a new mechanism of deviation from the exponential law. Such a decay process occurs in the case of small Q value s-wave decay (sQs decay). The small Q value decay has been discussed in some papers from the viewpoint of the enhancement of the QZE [9]. The point we would like to emphasize here is as follows; in the case of the sQs decay, we can observe not only the enhancement of the QZE, but also *no exponential period*. This means that the deviation from the exponential law can be observed easily if the sQs decay system is prepared. We also derive the quantitative condition that such a decay takes place.

This paper is organized as follows. In Sec.II, we show an example of the sQs decay by using the one dimensional tunneling system with the box-type potential.

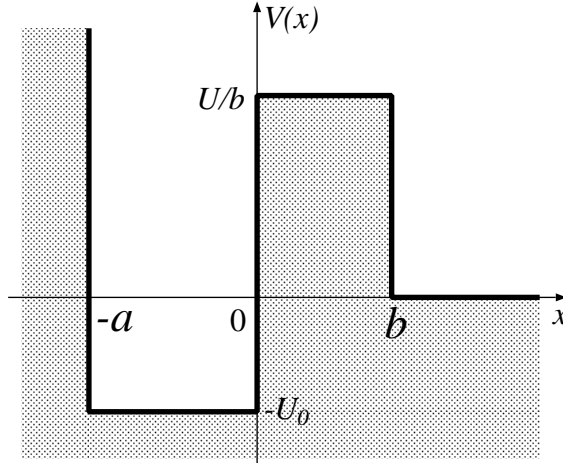


Figure 1: The shape of the potential.

The general description for an unstable system is formulated in Sec.III. Using this formalism, we derive the quantitative condition that the sQs decay occurs in Sec.IV. In Sec.V, we summarize our results and discuss what kind of system exhibits such a decay process.

II AN EXAMPLE OF sQs DECAY IN TUNNELING PHENOMENA

Before going into the general discussion, we show the example of the sQs decay in the tunneling phenomena. In this section we discuss the one dimensional tunneling problem because only radial part of the wave function is relevant to the s-wave tunneling even in three dimensional system.

Let us consider the decay process through the one dimensional box-type potential depicted in Fig.1. Parameters for characterizing the system are also shown in the figure. Here we assume U_0 is not so large that there is no bound state. The goal here is to calculate the survival probability of the prepared state and show that the sQs decay is realized in this system.

The survival probability $P(t)$ is defined by the non-decay amplitude $a(t)$ as $P(t) = |a(t)|^2$. $a(t)$ is given by

$$a(t) \equiv \langle 0 | e^{iHt} | 0 \rangle, \quad (1)$$

where $|0\rangle$ is the prepared initial state and H is the Hamiltonian of the system. Please note that we use the unit $\hbar = 1$ in this paper. The non-decay amplitude can be expanded over the energy eigenstates $|E\rangle$ as

$$a(t) = \int_0^\infty dE \rho(E) e^{-iEt}, \quad \rho(E) = |\langle E|0\rangle|^2. \quad (2)$$

The function $\rho(E)$ is called spectral function, in which all informations about the decay process are included. The energy eigenstate $|E\rangle$ can be obtained analytically in this system as you can check the details in Appendix A. Here we take the initial state $|0\rangle$ as the ground state in the well for the infinite height barrier,

$$\psi_i(x) \equiv \langle x|0\rangle = \sqrt{\frac{2}{a}} \sin\left(\frac{\pi x}{a}\right) \theta(x+a) \theta(-x). \quad (3)$$

The energy expectation value of this state is $\pi^2/(2ma^2) - U_0$ and the Q value is also $\pi^2/(2ma^2) - U_0$, because the spectrum of the continuum energy eigenstate begins from the zero energy. Using this initial wave function, the spectral function of the system is obtained analytically after some calculations, and given by

$$\rho(E) = \frac{1}{2ma^2\alpha(E)} \frac{2\pi q \sin^2 r}{(r^2 - \pi^2)^2}, \quad (4)$$

where

$$\alpha(E) = q^2 + G_0 \cos^2 r - \frac{G}{u} \sin^2 r + \frac{G}{u} \left(\frac{r}{s} \cos r \cdot \sinh(su) + \sin r \cdot \cosh(su) \right)^2, \quad (5)$$

for the case that the energy is smaller than the potential barrier $E \leq U/b$, while

$$\alpha(E) = q^2 + G_0 \cos^2 r - \frac{G}{u} \sin^2 r + \frac{G}{u} \left(\frac{r}{\tilde{s}} \cos r \cdot \sin(\tilde{s}u) + \sin r \cdot \cos(\tilde{s}u) \right)^2. \quad (6)$$

to the other case $E \geq U/b$. Here we use the dimensionless quantities to write down the spectral function, $q = \sqrt{2mE}a$, $r = \sqrt{2m(E + U_0)}a$, $s = \sqrt{2m(U/b - E)}a$ and $\tilde{s} = \sqrt{2m(E - U/b)}a$. Furthermore the variables which characterize the potential are also given by dimensionless ones $G = 2maU$, $G_0 = 2ma^2U_0$ and $u = b/a$.

For investigating the sQs decay, we define the decay rate $\Gamma(t)$ by

$$\Gamma(t) = -\frac{d}{dt} \log P(t). \quad (7)$$

This quantity is more convenient rather than the survival probability itself because this rate is constant while the decay process is governed by the exponential law. We performed the integral in Eq.(2) numerically using the spectral function Eq.(4), and

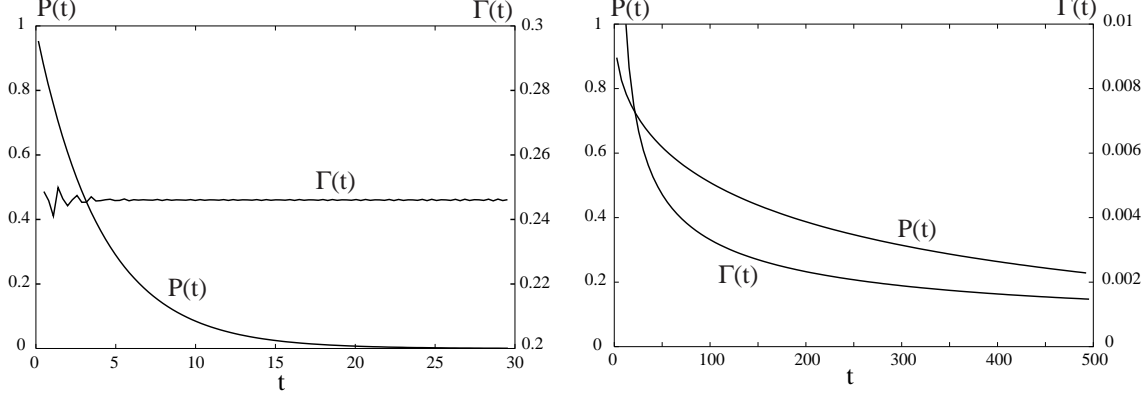


Figure 2: Examples of decay. Here we set $G = 20, G_0 = 0$ (or $Q = 8.97365(2ma^2)^{-1}$), $u = 10^{-4}$ on the left and $G = 20, G_0 = 8.957335$ (or $Q = 6.55445 \times 10^{-4}(2ma^2)^{-1}$), $u = 10^{-4}$ on the right. Each quantity in the figure is averaged over short time interval. The example on the right corresponds to the sQs decay.

calculate the decay rate $\Gamma(t)$. The results are shown in Fig.2. We studied two cases of G_0 , that is $G_0 = 0$ and 8.957335 which corresponds to the case $Q = 8.97365$ and 6.55445×10^{-4} (the unit of Q is $(2ma^2)^{-1}$), with fixed G and U . As you see, the exponential decay law is observed in the case that the Q value is not so small. On the other hand, if the Q value is small enough the exponential period no longer exists even at the time $t \sim 500$ when $P(t)$ decreases to the order e^{-1} . This is nothing but an example of the sQs decay.

In the following sections we investigate the sQs decay by the general description and what kind of situation is necessary. We also derive the quantitative condition that the sQs decay takes place.

III GENERAL DESCRIPTION FOR UNSTABLE STATE

In this section we explain the general formalism of the unstable state decay. Using this formalism the quantitative condition for the sQs decay is derived in the next section.

For calculating the non-decay amplitude we use an exact integro-differential equation. Following Peres [10], we introduce the projector onto the initial unstable state, $\mathcal{P} \equiv |0\rangle\langle 0|$, and decompose the Hamiltonian H as

$$H = H_0 + V ,$$

$$H_0 \equiv \mathcal{P}H\mathcal{P} + (1 - \mathcal{P})H(1 - \mathcal{P}) , \quad V \equiv H - H_0 . \quad (8)$$

Define energy eigenstates $|a\rangle$ of H_0 ; $H_0|a\rangle = E_a|a\rangle$. It is then easy to confirm that the decay interaction V operates only between the initial state $|0\rangle$ and its orthogonal compliment $|n\rangle$; $V_{0n} = V_{n0}^* \neq 0$, $V_{mn} = V_{00} = 0$. Here we use the intermediate Roman letters such as m, n to denote eigenstates projected by $1 - \mathcal{P}$. The interaction V is defined here in a novel way; it depends on the prepared initial state. Although this formalism looks odd, we can execute an exact analysis like a time development of the unstable state by this tool.

We work in the interaction picture and expand the state at a finite time t , using the basis of the eigenstate of H_0 ; $|\psi\rangle_I = e^{iH_0t}|\psi\rangle = \sum_a c_a(t)|a\rangle$. We thus write the time evolution equation for the coefficient $c_a(t)$;

$$i\dot{c}_0 = \sum_n V_{0n} e^{-i(E_n - E_0)t} c_n , \quad i\dot{c}_m = V_{m0} e^{i(E_m - E_0)t} c_0 . \quad (9)$$

Here E_0 is the energy of the initial unstable state; $E_0 = \langle 0|H|0\rangle$. The non-decay amplitude is related to this coefficient by $\langle 0|e^{-iHt}|0\rangle = e^{-iE_0t}c_0(t)$. From above equations, a closed form of equation for the non-decay amplitude $c_0(t) \equiv a(t)$ then follows;

$$\dot{a}(t) = - \int_0^t dt' \beta(t - t') a(t') , \quad (10)$$

$$\beta(t - t') = \langle 0|V_I(t)V_I(t')|0\rangle = \int_{E_{th}}^{\infty} dE \sigma(E) e^{-i(E - E_0)(t - t')} , \quad (11)$$

$$\sigma(E) = \sum_m \delta(E - E_m) |V_{0m}|^2 . \quad (12)$$

Here $V_I(t) = e^{iH_0t} V e^{-iH_0t}$ is the decay interaction written in the interaction picture and the function $\sigma(E)$ characterizes interaction between the unstable state $|0\rangle$ and the other states $|m\rangle$'s. The initial condition $c_m(0) = 0$ is used to derive the equation for $a(t)$, and E_{th} is the threshold for the state $|m\rangle$.

The standard technique to solve this type of integro-differential equation (10) is the one which utilizes the Laplace transform, and we finally obtain the non-decay amplitude in the form,

$$a(t) = \int_{-\infty}^{\infty} \frac{dE}{2\pi i} F(E + i0^+) e^{-i(E - E_0)t} , \quad (13)$$

$$F(z) \equiv \frac{1}{-z + E_0 - G(z)} , \quad G(z) = \int_{E_{th}}^{\infty} dE \frac{\sigma(E)}{E - z} . \quad (14)$$

The initial condition $a(0) = 1$ is imposed in this derivation.

The analytic property of the function $F(z)$ is evident; this function is analytic except on the branch cut which runs from the threshold value E_{th} to the positive infinity on the real axis (Fig.3). As is well-known, if we consider the Riemann surface by analytic continuation through the branch cut (and regard the original complex z -plane as the first Riemann sheet), there is a pole in the *second* Riemann sheet near and below the real axis if the decay interaction is weak enough. The pole location z_p is determined by

$$z_p - E_0 + G_{II}(z_p) = z_p - E_0 + \int_{E_{th}}^{\infty} dE \frac{\sigma(E)}{E - z_p} + 2\pi i \sigma(z_p) = 0 , \quad (15)$$

where the analytic function $G(z)$, hence $F(z)$, is extended into the second sheet by $G_{II}(E - i0^+) = G_I(E + i0^+)$ through the branch cut. The real function $\sigma(E)$, which was originally defined for the real $E > E_{th}$, is also extended to the function $\sigma(z)$ defined on the complex plane by the analytic continuation.

Using the discontinuity of the analytic function $F(z)$ across the branch cut on the first Riemann sheet,

$$F(E + i0^+) - F(E - i0^+) = 2\pi i \sigma(E) |F(E + i0^+)|^2 , \quad (16)$$

which is called the "elastic" unitarity relation, we can deform the contour of integration on the real axis in Eq.(13) into the sum of two contours, the one around the pole as shown by C_p and the other along C_{th} in Fig.3,

$$a(t) = \left(\int_{C_p} + \int_{C_{th}} \right) \frac{dz}{2\pi i} F(z) e^{-i(z-E_0)t} . \quad (17)$$

We consider the case that the unstable state initially prepared is a metastable state, which means the decay interaction is weak in comparison with the typical energy of the system, E_{sys} , induced from the oscillation in the well; $\sigma \ll E_{sys} \sim E_0$. Then the pole location on the second Riemann sheet can be obtained approximately,

$$z_p \simeq E_0 - \Pi(E_0) - i\pi\sigma(E_0) , \quad \Pi(E) = \text{p.v.} \int_{E_{th}}^{\infty} dE' \frac{\sigma(E')}{E' - E} , \quad (18)$$

where p.v. means the principal value of the integration. The C_p integration in Eq.(17) can be performed without difficulty by the residue theorem, and with the aid of the approximation above, this becomes

$$\int_{C_p} \frac{dz}{2\pi i} F(z) e^{-i(z-E_0)t} \simeq e^{i\Pi(E_0)t} e^{-\pi\sigma(E_0)t} . \quad (19)$$

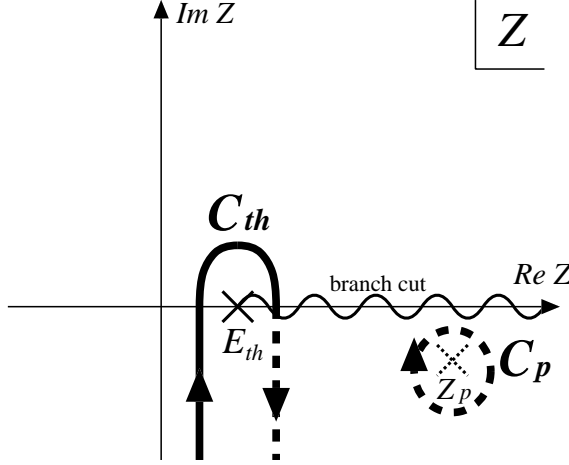


Figure 3: The analytic structure of the complex z -plane and the contours of the integrals. The contours and the pole by the broken line are on the second Riemann sheet.

This integration gives an $\mathcal{O}(1)$ contribution to the non-decay amplitude $a(t)$. On the other hand, the integration along C_{th} is of $\mathcal{O}(\sigma/E_0)$, which gives only small contribution. This is because the integration can be approximated by

$$\begin{aligned} \int_{C_{th}} \frac{dz}{2\pi i} F(z) e^{-i(z-E_0)t} &= -ie^{i(E_0-E_{th})t} \int_0^\infty dy \sigma(E_{th}-iy) |F(E_{th}-iy)|^2 e^{-yt} , \\ &\simeq -ie^{i(E_0-E_{th})t} |F(E_{th})|^2 \int_0^\infty dy \sigma(E_{th}-iy) e^{-yt} , \end{aligned} \quad (20)$$

for sufficiently large t , and the factor $|F(E_{th})|^2$ usually takes a value $(E_0 - E_{th})^{-2}$.

The dominance of the C_p integration in Eq.(17) leads to a exponential decay law,

$$P(t) = |a(t)|^2 \simeq \exp(-\Gamma_p t) , \quad \Gamma_p = 2\pi\sigma(E_0) , \quad (21)$$

and this coincides with the familiar golden rule of perturbation theory. From this investigation, we know that the perturbative calculation gives satisfactory results in many cases. We would however like to elucidate the time evolution in finer detail, and study the conditions for breaking the exponential decay law, especially the sQs decay in the next section.

IV THE CONDITION OF sQs DECAY LAW

We now derive the quantitative condition of the sQs decay. We also discuss the situations in general which exhibit the deviations from the exponential decay law.

The C_p integration around the pole z_p in Eq.(17) always yields the exponential time dependence, so the non-exponential decay is realized when the C_{th} integration contributes to the non-decay amplitude $a(t)$ by the same order as the C_p integration.

From the evaluation of the contour integrations in Eq.(17), we can classify the non-exponential decays, which satisfy the condition mentioned above, into three cases. In the following we describe them in detail.

The first one concerns the short time behavior which is known as the QZE. At early time ($t \leq E_{sys}^{-1}$), the approximation used in Eq.(20) is no longer valid and the high frequency component of $\sigma(E)$ becomes important. As a result the C_{th} integration gives a significant contribution to the non-decay amplitude. From the definition of the survival probability, we naively expect that the short time behavior exhibits a deviation from the exponential law, which is in the form of

$$|\langle 0|e^{-iHt}|0\rangle|^2 \simeq 1 - t^2 \left(\langle 0|H^2|0\rangle - \langle 0|H|0\rangle^2 \right) . \quad (22)$$

Thus quantum mechanics appears to predict the quadratic form of deviation in the $t \rightarrow 0$ limit.

The second one relates to the long time behavior. At late time $t \gg 1/\Gamma_p$ the C_p integration is exponentially suppressed, while the C_{th} integration is not strongly suppressed because the behavior of $\sigma(E)$ near the threshold is expressed by $\sigma(E) = c(E - E_{th})^\alpha$, which leads to the power law behavior of the C_{th} integration,

$$\int_{C_{th}} \frac{dz}{2\pi i} F(z) e^{-i(z-E_0)t} \simeq -ie^{i(E_0-E_{th})t} |F(E_{th})|^2 \frac{c \Gamma(\alpha+1) e^{-i\pi\alpha/2}}{t^{\alpha+1}} . \quad (23)$$

Here $\Gamma(z)$ is the Euler's gamma function. Therefore the contribution from the C_{th} integration exceeds the one from the C_p integration at late time, and the decay law changes from the exponential into the inverse power law.

The small Q ($= E_0 - E_{th}$) value case is the last one on which we shall mainly focus in this paper, that is, the sQs decay. This case can be understood by the investigation of the prefactor $|F(E_{th})|^2$ in Eq.(20) in detail,

$$|F(E_{th})|^2 = [Q - \Pi(E_{th})]^{-2} . \quad (24)$$

Since the function $\Pi(E_{th})$ is of $\mathcal{O}(\sigma)$, this factor gives Q^{-2} when the Q value is not so small. However if the Q value is of the same order as σ , the factor $|F(E_{th})|^2$ becomes large and the contribution from the C_{th} integration becomes comparable with the one from the C_p integration. In this case the decay which does not include

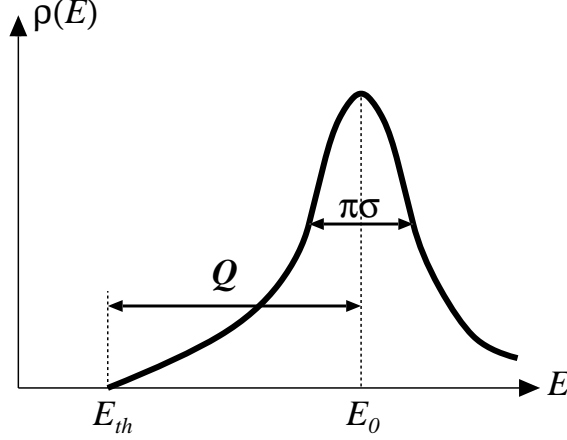


Figure 4: The typical shape of the spectral function $\rho(E)$. The sQs decay is realized when the Q value is smaller than the width of the peak.

the exponential period at all can be realized, and this situation never occurs in other cases described above.

We now derive the quantitative condition that the sQs decay takes place. By virtue of the analytic property of $F(z)$, we can express the amplitude $a(t)$ in a convenient form,

$$a(t) = \int_{E_{th}}^{\infty} dE \rho(E) e^{-i(E-E_0)t}, \quad \rho(E) = \frac{\sigma(E)}{(E - E_0 + \Pi(E))^2 + (\pi\sigma(E))^2}. \quad (25)$$

The function $\rho(E)$ is the spectral function as mentioned in Sec.II. The schematic shape of $\rho(E)$ is shown in Fig.4. This function takes a real positive value when E is larger than the threshold E_{th} . $\rho(E)$ drops quickly in the limit $E \rightarrow \infty$ because this function must satisfy the normalization condition $\int_{E_{th}}^{\infty} dE \rho(E) = 1$, which is equivalent to the initial condition $a(0) = 1$. In addition, $\rho(E)$ has a peak around $E \sim E_0$. (More precisely, the exact location and the width of the peak are determined by the real and the imaginary parts of z_p in Eq.(15).) Therefore the dominance of the C_p integration is equivalent to the Breit-Wigner form of $\rho(E)$ or the limit $E_{th} \rightarrow -\infty$, as you can find from the shape of $\rho(E)$.

The absence of the exponential decay law due to the small Q value then occurs when Q is smaller than the width of the peak because the Breit-Wigner shape of $\rho(E)$ does not hold in this situation. Thus the condition of the sQs decay is given by

$$\frac{|\Im z_p|}{Q} \geq 1, \quad Q = \Re z_p - E_{th}. \quad (26)$$

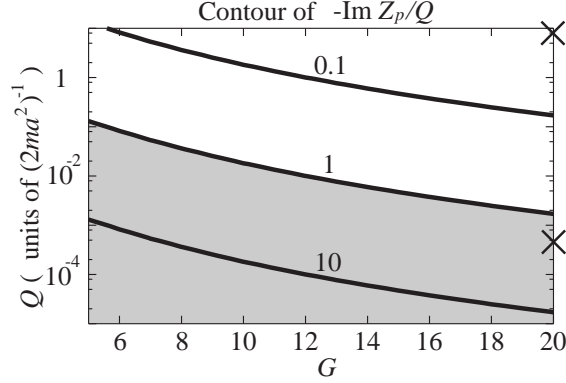


Figure 5: The value of Eq.(26) is depicted as a contour map in (G, Q) plane.

This is the final result of this section, the quantitative condition that the sQs decay takes place. To investigate the condition Eq.(26) for a given system, this inequality is not so useful because the calculation for the exact location of z_p from Eq.(15) is the tedious one. This situation is somewhat improved if we use the approximation Eq.(18), then the condition turns to

$$\frac{\Gamma_p}{E_0 - E_{th}} \geq 2. \quad (27)$$

This is more convenient for a practical use.

As an example, we show the contour plot of $\Im z_p/Q$ for the model discussed in Sec.II, which is depicted in Fig.5. The contour plot is drawn on (G, Q) plane with fixed u . The crosses in the figure correspond to the values used in Fig.2, and in the shaded region the parameters satisfy the condition that the sQs decay takes place.

V DISCUSSION AND SUMMARY

We now come to the stage to discuss what kind of the system is necessary for the sQs decay. The important point we must pay attention to for discussing the condition Eq.(26) is the Q dependence of $\Im z_p$, the imaginary part of the pole location. The Q dependence is determined by the function $\sigma(E_0)$ as shown in Eq.(18). When the Q value is small enough, the dependence is determined by the threshold behavior of $\sigma(E_0)$, which originates from the one of the spectral function $\rho(E_0)$ as shown in Eq.(25). Therefore the threshold behavior of the spectral function, taken to be $\rho(E_0) = c(E_0 - E_{th})^\alpha = cQ^\alpha$, is the key quantity to this problem. The coefficient c is the constant dependent on the system. The sQs decay is expected when the power of $\rho(E_0)$ near the threshold, α , is smaller than 1.

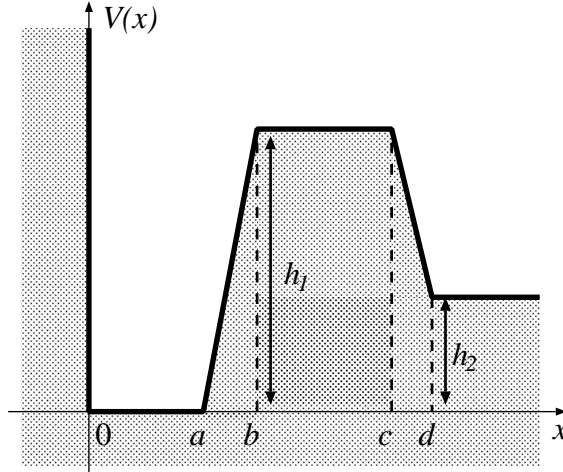


Figure 6: The modified potential.

As is well-known, the threshold behavior of the spectral function is determined by the quantum number of the orbital angular momentum in a scattering process (e.g. a particle decay or a radioactive process), which we denote l [11]. The threshold behavior is given by $\rho(E_0) = c(E_0 - E_{th})^{l+1/2}$. Therefore the s-wave ($l = 0$) decay is necessary for the sQs decay in these processes, and the sQs decay never occurs via the higher l ($l \geq 1$) processes.

Let us move on to the decay process through the tunneling. For the one dimensional model discussed in Sec.II, the threshold behavior is given by

$$\rho(E_0) = \frac{Q^{1/2}}{4\pi m a^2 \alpha(0)} , \quad Q = E_0 - E_{th} , \quad (28)$$

which is the same as the case of the s-wave decay. This is the very reason that the system exhibits the sQs decay when the Q value is small enough. You might think that such a threshold behavior is due to the peculiarity of the potential. It is however not correct. To check this, let us consider the system with the modified potential shown in Fig.6. The spectral function of this system can also be obtained analytically using the Bessel functions. The threshold behavior again coincides with the case of the s-wave decay. The form of the spectral function and the threshold behavior are given in Appendix B.

This result is naturally understood if we consider the model with spherical symmetry in three dimensions. Since the angular momentum is a conserved quantity in this case, the s-wave decay process can always be reduced to the problem in one dimensional system. Therefore the threshold behaviors of all models in one dimension

with non-singular potential are the same as the one of the s-wave decay.

We summarize the results of this paper. The decay of the unstable state with small Q value in the s-wave process (sQs decay) exhibits the interesting feature. "There is *no exponential period* !!" If we can make practical use of this mechanism, we will easily observe the deviation from the exponential law. As mentioned above, the sQs decay takes place in the system described by the s-wave process or the one dimensional system. However it is difficult to prepare the setup of the small Q value in the experiment of the particle decay or the radioactive process, because the Q values in such cases are fixed by nature and we can not control them. On the other hand the tunneling phenomenon is hopeful to observe the sQs process because we may achieve the sufficiently small Q more easily.

Acknowledgments

The authors would like to thank Prof. S. Takagi for kindly discussion. J.S. was supported by the Grant-in-Aid for Scientific Research on Priority Area No.16038202 and 14740168. K.T. was supported by the 21st Century COE Program at Tokyo Institute of Technology "Nanometer-Scale Quantum Physics".

APPENDIX A

In this Appendix, we calculate the spectral function $\rho(E) = |\langle E|0\rangle|^2$ of the one dimensional model with the box-type potential, which is used in Sec.II. The explicit form the energy eigenstate $|E\rangle$ is necessary in this computation and it can be obtained analytically,

$$\phi_E(x) = \langle x|E\rangle = \begin{cases} A \sin r(x/a + 1) & \text{for } (-a \leq x \leq 0) , \\ B \sinh(sx/a) + C \cosh(sx/a) & \text{for } (0 < x < b), \\ D \sin(qx/a) + E \cos(qx/a) & \text{for } (b \leq x), \end{cases} \quad (29)$$

for $E < U/b$ and

$$\phi_E(x) = \langle x|E\rangle = \begin{cases} A \sin r(x/a + 1) & \text{for } (-a \leq x \leq 0) , \\ B \sin(\tilde{s}x/a) + C \cos(\tilde{s}x/a) & \text{for } (0 < x < b), \\ D \sin(qx/a) + E \cos(qx/a) & \text{for } (b \leq x), \end{cases} \quad (30)$$

for $E \geq U/b$. All parameters such as a, b, q, r, s and \tilde{s} are defined in Sec.II. The coefficients A, B, C, D and E can be determined by the junction condition at $x = -a, 0, b$ and the normalization condition of the eigenstates, $\langle E|E' \rangle = \delta(E - E')$. For example, the coefficient A is given by

$$|A|^2 = \frac{q}{2ma^3\pi\alpha(E)}, \quad (31)$$

and others can be obtained similarly. The function $\alpha(E)$ is defined in Eqs.(5) and (6). The spectral function is defined by the overlap of the energy eigenstate $|E\rangle$ and the initially prepared state $|0\rangle$ given in Eq.(3). Using the eigenstate obtained above, the spectral function is computed as

$$\rho(E) = |\langle E|0\rangle|^2 = \left| \int dx \phi_E(x)^* \psi_i(x) \right|^2 = \frac{1}{2ma^2\alpha(E)} \frac{2\pi q \sin^2 r}{(r^2 - \pi^2)^2}. \quad (32)$$

APPENDIX B

In this Appendix, we write down the explicit form of the spectral function of the model, whose potential is depicted in Fig.6 and which is used in the discussion of Sec.V. The spectral function of this system can also be obtained analytically using the Bessel functions, and the computation of the spectral function can be performed in the same way as in Appendix A. After some calculations we obtain

$$\rho(E) = \frac{1}{2ma^3k_3(|\epsilon_1|^2 + |\epsilon_2|^2)} \frac{\pi \sin^2(k_1 a)}{(k_1^2 a^2 - \pi^2)^2}, \quad (33)$$

where $k_1 = \sqrt{2mE}$, $k_2 = \sqrt{2m(h_1 - E)}$ and $k_3 = \sqrt{2m(E - h_2)}$. All parameters characterizing the potential such as a, \dots, d and h_1, h_2 are defined in Fig.6. The variables ϵ_1 and ϵ_2 are given by

$$\begin{pmatrix} \epsilon_1 \\ \epsilon_2 \end{pmatrix} = F^{-1}(k_3) \cdot T_R(z_d) \cdot T_R^{-1}(z_c) \cdot Ph \cdot F^{-1}(-ik_2) \cdot T_L(z_b) \cdot T_L^{-1}(z_a) \begin{pmatrix} \delta_1 \\ \delta_2 \end{pmatrix}. \quad (34)$$

L and R appearing as the subscripts of the matrix T represent the slopes of the barrier at the left and the right sides, $L = 2ma^3h_1/(b - a)$, $R = 2ma^3(h_1 - h_2)/(d - c)$. The matrices $F(k)$ and $T_t(z)$ are defined by

$$F(k) \equiv \begin{pmatrix} 1 & 1 \\ ika & -ika \end{pmatrix}, \quad T_t(z) \equiv \begin{pmatrix} B_{1/3}(z) & B_{-1/3}(z) \\ t^{1/3}B'_{1/3}(z) & t^{1/3}B'_{-1/3}(z) \end{pmatrix}. \quad (35)$$

The arguments of the matrix, $z_a \cdots z_d$ are the rescaled positions of $a \cdots d$, which are defined by $z_a = -L^{1/3}(b-a)E/(ah_1)$, $z_b = L^{1/3}(b-a)(h_1-E)/(ah_1)$, $z_c = R^{1/3}(d-c)(h_1-E)/(a(h_1-h_2))$, $z_d = R^{1/3}(d-c)(h_2-E)/(a(h_1-h_2))$. The function $B_{\pm 1/3}(z)$ is defined by the Bessel function $J_{\pm 1/3}$ as

$$B_{\pm 1/3}(z) \equiv \frac{\sqrt{-\pi z}}{3} J_{\pm 1/3} \left(\frac{2}{3}(-z)^{3/2} \right), \quad (36)$$

and $B'(z)$ means the derivative with respect to z . δ_1 and δ_2 at the right side in Eq.(34) are the values of the wave function and its derivative at the origin, which are given by $\delta_1 = \sin(k_1 a)$, $\delta_2 = k_1 a \cos(k_1 a)$. In the last the matrix Ph is given by

$$Ph \equiv \begin{pmatrix} e^{k_2(c-b)} & e^{-k_2(c-b)} \\ k_2 a e^{k_2(c-b)} & k_2 a e^{-k_2(c-b)} \end{pmatrix}. \quad (37)$$

In the rest of the Appendix we show that the threshold behavior of this system is same as that of the s-wave decay. We expand the spectral function with respect to $(E-h_2)$ in the vicinity of the threshold. The components of the matrices in Eq.(34), $T_R(z_d)$, $T_R^{-1}(z_c)$, Ph , $F^{-1}(-ik_2)$, $T_L(z_b)$, $T_L^{-1}(z_a)$ and the variables δ_1 , δ_2 become constant at the leading order, and only the matrix $F^{-1}(k_3)$ has E dependence such as

$$F^{-1}(k_3) \simeq \frac{1}{2} \begin{pmatrix} 1 & +ik_3^{-1} \\ 1 & -ik_3^{-1} \end{pmatrix}. \quad (38)$$

Therefore ϵ_1 and ϵ_2 are proportional to k_3^{-1} . As a result, the threshold behavior of the spectral function $\rho(E)$ of Eq.(33) is of the form $\rho(E) \propto k_3 = (E-h_2)^{1/2}$, which is same as the result of the s-wave decay.

References

- [1] P. A. M. Dirac, Proc. Roy. Soc. London A **114**, 243 (1927).
- [2] V. Weisskopf and E. P. Wigner, Z. Phys. **63**, 54 (1930); G. Gamow, Z. Phys. **51**, 204 (1928).
- [3] L. A. Khalfin, Sov. Phys. JETP **6**, 1053 (1958); M. Levy, Nuovo Cimento **13**, 115 (1959); G. N. Fleming, Nuovo Cimento A **16**, 232 (1973); C. B. Chiu, E. C. G. Sudarshan and B. Misra, Phys. Rev. D **16**, 520 (1977); A. Peres, Ann. Phys. (N.Y.) **129**, 33 (1980) and references therein.

- [4] E. B. Norman, S. B. Gazes, S. G. Crane and D. A. Bennett, Phys. Rev. Lett. **60**, 2246 (1988); G. Alexander et al., Phys. Lett. B **368**, 244 (1996).
- [5] For a review of other particle physics experiments, see N. N. Nikolaev, Sov. Phys. Usp. **11**, 522 (1968); S. R. Wilkinson et al., Nature **387**, 575 (1997).
- [6] E. B. Norman, S. B. Gazes, S. G. Crane and D. A. Bennett, Phys. Rev. Lett. **60**, (1988) 2246; C. F. Bharucha, K. W. Madison, P. R. Morrow, S. R. Wilkinson, B. Sundaram and M. G. Raizen, Phys. Rev. A **55**, (1997) R857; Q. Niu, X.-G. Zhao, G. A. Georgakis and M. G. Raizen, Phys. Rev. Lett. **76**, (1996) 4504.
- [7] S. R. Wilkinson et al., Nature **387**, 575 (1997); M. C. Fischer, B. Gutierrez-Medina and M. G. Raizen, Phys. Rev. Lett. **87**, 040402 (2001).
- [8] W. M. Itano, D. J. Heinzen, J. J. Bollinger and D. J. Wineland, Phys. Rev. A **41**, 2295 (1990); A. G. Kojman, G. Kurizki and B. Sherman, J. Mod. Opt. **41**, 353 (1994); D. A. Dicus, W. W. Repko, R. F. Schwitters and T. M. Tinsley, Phys. Rev. A **65**, 032116 (2002); T. Koide and F. M. Toyama, Phys. Rev. A **66**, 064102 (2002); M. Hotta and M. Morikawa, Phys. Rev. A **69**, 052114 (2004).
- [9] P. T. Greenland, Nature **335**, 22 (1988); C. Bernardini, L. Maiani and M. Testa, Phys. Rev. Lett. **71**, 2687 (1993); L. Maiani and M. Testa, Ann. Phys. (N.Y.) **263**, 353 (1998); I. Joichi, Sh. Matsumoto and M. Yoshimura, Phys. Rev. D **58**, 045004 (1998).
- [10] A. Peres, Ann. Phys. (N.Y.) **129**, 33 (1980).
- [11] L. D. Landau and E. M. Lifshitz, *Quantum Mechanics*, (Butterworth-Heinemann, 1977) p.557.