

A Helium nanodrop bouncing off a wall

G. Kälbermann*

Soil and Water dept., Faculty of Agriculture, Rehovot 76100, Israel

February 18, 2019

Abstract

We investigate numerically the quantum collision between a stable Helium nanodrop and an infinitely hard wall in one dimension. The scattering outcome is compared to the same event omitting the quantum pressure. Only the quantum process reflects the effect of diffraction of wave packets in space and time.

PACS 03.65.Nk, 31.15.Ew, 42.25.Fx, 67.20.+k

*e-mail address: hope@vms.huji.ac.il

1 Introduction

In recent years we have described the effect named: *Diffraction of wave packets in space and time*. The effect consists in a multiple peak wave train that is generated in a scattering event, by the interference between the incoming and the scattered packets. The wave train lasts to infinite time, due to the spreading of the incoming packet, that catches up with the scattered packet.[1]-[6]

The effect occurs in matter wave scattering. It persists only for narrow enough packets compared to the scatterer extent. The effect was demonstrated numerically and analytically in various settings. As a possible laboratory experiment to verify the effect experimentally we suggested a collision between a Helium drop and a reflecting wall.[3] In ref.([3]) we omitted completely the self-interaction of the drop. The impinging packet that represented statistically the behavior of the drop was taken as a Gaussian packet, for which we could provide exact analytical expressions. However, the self-interaction provides the binding energy of the drop and hinders spreading, that is crucial for the appearance of the diffraction pattern. A more realistic calculation was needed.

Helium is relatively a weakly bound liquid, even close to zero degrees Kelvin. Weaker than liquid water or other liquids at ambient temperature. The binding energy per Helium⁴ atom in the superfluid phase is around $E_b = -7.5^0 K$ [19] whereas for liquid water it is around $-5500^0 K$, depending on temperature and pressure.

The Helium atoms are neutral and do not benefit from strong Hydrogen-like bonds for their binding. The apparent weakness of the interactions is nevertheless misleading. A Helium drop interacts with itself in a much stronger manner than a Bose-Einstein condensate (BEC)[7], and even there the nonlinear effects of the self-interaction are important. In particular the interatomic forces dominate over the so called 'quantum pressure' or quantum potential in the bulk of the drop. Inside the drop the density is constant and the quantum pressure vanishes. Near the edge of a drop, curvature effects take over and the quantum pressure becomes relevant.

In the present work we investigate numerically the quantum scattering of a Helium droplet bouncing off an infinitely hard wall. The aim is twofold: Firstly an investigation like the present has never been carried out before and it is interesting in its own merit and, secondly we would like to have a more realistic treatment of the diffraction of wave packets effect in the context of liquid Helium.

In order to simplify the treatment as much as possible we resort to the *density functional* approach.

The density functional phenomenological method for interacting quantum systems, is based upon the solution of the one-body Schrödinger equation carrying self-interaction non-linear terms that depend on the density only. Many topics are treated nowadays by means of the density function theory. To name a few; electron transport in solids[8], electronic excitations[9], soft condensed matter[10] phase transitions in liquid crystals[11], phonons in solids [12, 13], colloids[14], liquids and nuclei [15], atoms and molecules [16], quantum dots[17], etc. As a numerically viable phenomenological theory, is even becoming the dom-

inant method for treating many body quantum systems. This is evidenced by the number of papers on the topic that, by the late 1990's, surpassed the works using the Hartree-Fock method.[18]

Density functional theories resort to the solution of a one-body nonlinear Schrödinger equation for a particle of mass m

$$i\frac{\partial\psi}{\partial t} = -\frac{1}{2m}\vec{\nabla}^2\psi + [O(|\psi|^2) + U(\vec{r})]\psi \quad (1)$$

where $O(|\psi|^2)$ is a nonlinear and sometimes nonlocal[19] functional of the density $\rho = |\psi|^2$, and $U(\vec{r})$ an external potential. The commonly used mean field equation for BEC systems belongs to this class of equations.[7] In this case it is referred to as the Gross-Pitaevskii equation.

Density functional theory has been extremely successful in reproducing the properties of Helium nanodroplets.[19] Besides the mean binding energy per particle, average density, incompressibility and surface tension at zero temperature both for Helium⁴ and Helium³, in a stationary state[20], it accounts for capillary effects at low temperatures [21], the phase diagram of liquid-vapor coexistence[22], as well as the excitation spectrum (phonon-maxon-roton) of liquid Helium[19]. The model has been verified experimentally in scattering reactions[23]. It is currently being applied to other areas of superfluid dynamics such as electron bubbles,[24] adsorption on plates of Alkali metals[25], vortex line pinning[26], etc.

The density functional theory is therefore a respectable method for the treatment of Helium nanodroplets scattering. In the next section we present results for the scattering of Helium nanodroplets in one dimension with and without the quantum potential. The last section provides some comments emerging from the observation of the numerical data.

2 A helium drop colliding with a wall

A nonlinear, local, self-interaction of the Helium drop was proposed some time ago by Stringari and Treiner[20]. The parameters of the density functional were fitted to the known values of the binding energy per atom in the bulk, the incompressibility, the infinite atom matter density and the surface tension. Improvements to this functional seem to require nonlocal terms[7]. Such terms are engineered to reproduce the excitation spectrum of liquid Helium below the λ transition point in a more accurate manner. In the present work we opt for the local version that is more manageable computationally and still quite successful phenomenologically.

The operator $O(\rho)$ of eq.(1) is given by

$$O(\rho) = b\rho + \frac{c}{4}(4 + 2\gamma)\rho^{1+\gamma} - 2d \vec{\nabla}^2 \rho \quad (2)$$

With $b = -888.81 \text{ } ^0K \text{ } \text{\AA}$, $c = 1.04554 \text{ } 10^7 \text{ } ^0K \text{ } \text{\AA}^{3+3\gamma}$, $\gamma = 2.8$, $d = 2383^0K \text{ } \text{\AA}^5$.

For the one-dimensional case treated presently we use the same parameter set, assuming independence from the y, z directions, i.e. an infinite planar slab.

The stationary solutions of eq.(1) with the self-interaction of eq.(2), in one spatial dimensions are obtained from the substitution $\Psi(x, t) = e^{i\mu t} \phi(x)$, with μ , the chemical potential. For finite size drops, μ is a parameter, whose value determines the number of particles in the drop and tends to the bulk binding energy when the number of particles tends to infinity. For Helium⁴, it is $\mu_\infty = -7.15^0K$.¹

Stationary solutions are found by integration of the equation[20]

$$\mu = b\rho + \frac{2+\gamma}{2} c \rho^{1+\gamma} - (2d + \frac{1}{4m\rho}) \frac{d^2\rho}{dx^2} + \frac{\left(\frac{d\rho}{dx}\right)^2}{8m\rho^2} \quad (3)$$

or equivalently

$$\left(\frac{d\rho}{dx}\right)^2 = \frac{8m\rho}{8m\rho d + 1} \left(-\mu\rho + \frac{b\rho^2}{2} + \frac{c\rho^{2+\gamma}}{2} \right) \quad (4)$$

The integration of eq.(4), proceeds by a choice of $\rho(x=0) < \rho(x=0)_\infty = 0.021836 \text{ } \text{\AA}^{-3}$, the bulk helium liquid density for atomic matter. Eq.(4), with $\frac{d\rho}{dx}|_{x=0} = 0$, fixes the value of the chemical potential $\mu > \mu_\infty$. Numerical roundoff error limits the possibilities of approaching $\rho(x=0)_\infty$ closer than 10^{-7} and still obtain a profile density that decays at infinite distances. We therefore chose the closest value we could and used this profile density

¹The transformation to standard energy units proceeds by multiplication with Boltzmann's constant k

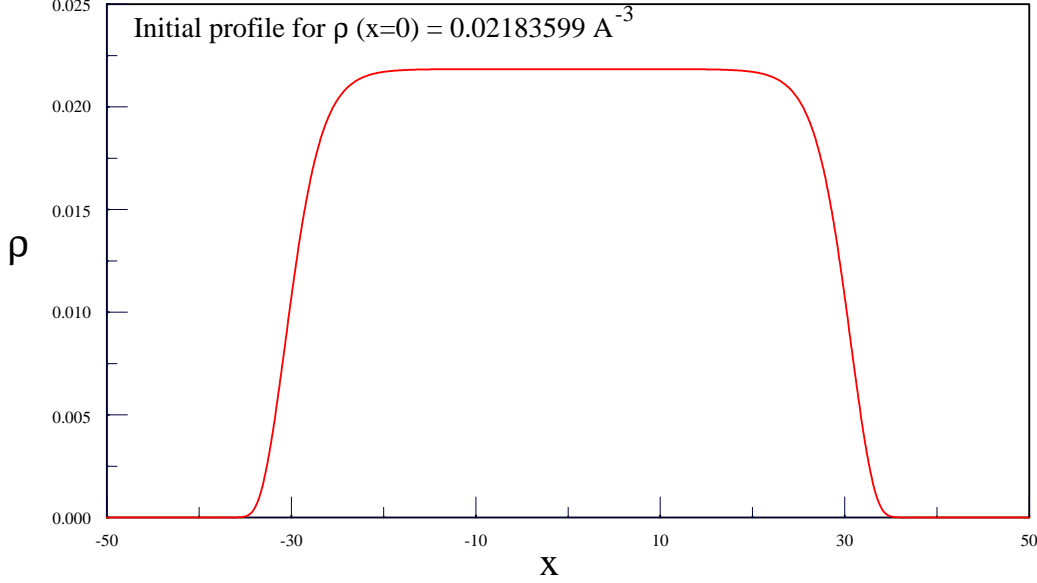


Figure 1: *Density profile of a Helium drop in \AA^{-3} of for $\rho(x=0) = 0.02183599 \text{ \AA}^{-3}$ as a function of distance in \AA*

in all the scattering events to be presented below. The parameter for this density profile are $\rho(x=0) = 0.02183599$, that yields $\mu = -6.71^0 K$. The number of particles per unit area

$$N = \int_{-\infty}^{\infty} dx \rho(x) \quad (5)$$

for this case is $N = 1.288 \text{ \AA}^{-2}$, or an effective length $X_{eff} = \frac{N}{\rho(x=0)} = 59 \text{ \AA}$. The drop then extends some 59\AA along the x axis and is infinite along the x,y plane. The solution in the three dimensional case is not much different, in this case, the drop contains around 4500 atoms. Figure 1 shows this initial density profile.

The details of the scattering are not very sensitive to the number of particles and the extension of the drop. The majority of the particles reside within the bulk. The diffraction effects depend on the side wings of the distribution in figure 1 and are therefore almost the same for any number of particles, because the width of these wings is determined by the parameters of the nonlinear potential only.

In the next section we will show results for smaller size drops whose profile resembles a Gaussian. For such drops the interference effect is cleaner, but not qualitatively different.

The scattering starts with a drop impinging from the left onto an infinitely hard wall located to the far right. We took a drop centered at $x_0 = 110 \text{ \AA}$ with velocity v , defined by

$$\psi(x, t=0) = e^{i m v (x-x_0)} \sqrt{\rho(x)} \quad (6)$$

The wall is located at $x = 150 \text{ \AA}$. We use a five step predictor corrector method[24] for the numerical integration. We demand an accuracy of more than 0.1% in both the conservation of normalization of the wave and the energy. This strict demand requires a tiny time step of around 10^{-17} sec, and consequently lengthy runs of around 10^7 iterations. A larger time step causes rapid deterioration of the accuracy and runaway behavior. A tiny time step is needed, due to the large values of the constants entering the self-interaction.

It was found that for packet velocities below around $v = 50 \frac{m}{sec}$ the drop collides with the wall elastically with a barely noticeable distortion. Such a threshold corresponds to a momentum transfer per particle at the wall of the order of $\Delta p = 2 m v \approx 0.62 \text{ \AA}^{-1}$. This is a typical value for the excitation of ripplons, at the surface of a drop.[27]

The drop is travelling without strictures, hence there is no superfluid limiting velocity, it can remain superfluid up to any velocity, in practice the drop flows over a surface that limits the maximum frictionless speed. The experiment may also be viewed as one in which the wall is moved crashing into the stationary drop. We have performed such calculations in order to check our numerical schemes, and found them to agree with the results of a moving packet and a fixed wall as expected.

Figure 2 exemplifies the result of the scattering for various velocities and times, such that $\Delta x = v t$, for all of them is the same in the free case. Above the threshold velocity there appears a multiple peak structure that recedes faster than the packet. It resembles the diffraction in space and time structures seen in refs.[1]- [6]. For high enough velocities, the collision is inelastic. The energy is transferred into waves that recede faster than the bulk of the drop. The drop is almost stalled at the wall. In the bottom graph of figure 2 the collision process is still underway and the multiple peak structures are still being generated. There is a background hump under the peaks in the middle graph. This elevation is an incoherent background, similar to the one occurring in the *diffraction in space and time phenomenon*[1]-[6] for wide packets. In the next section we will show pictures for a thinner drop, for which the background is almost absent.

Figure 3 shows the evolution of the scattering process for a velocity of $v = 65.78 \frac{m}{sec}$.²

The density fluctuations inside the packet due to the collision, are progressively expelled out of the drop. This multiple peak tail wave, is a product of both the incoming and the reflected waves interfering with each other.

In order to confirm the hypothesis that the interference effects are responsible for the multiple peak structures, we performed parallel calculations for the analog classical drop, by subtracting the quantum potential in the Schrödinger equation. In eq.(1) $O(\rho)$ is replaced by $O(\rho) - U_{quantum}$, with $U_{quantum} = \rho^{-\frac{1}{2}} \frac{d^2 \sqrt{\rho}}{dx^2}$. For the classical scattering case, we use the same initial profile as the one depicted in figure 1, although it is not a stationary solution with the quantum potential subtracted. As a matter of fact there are no stationary solutions without the quantum potential. This may be easily seen by expanding around the vacuum.

²The awkward value of the velocity originates from a convenient choice of time units

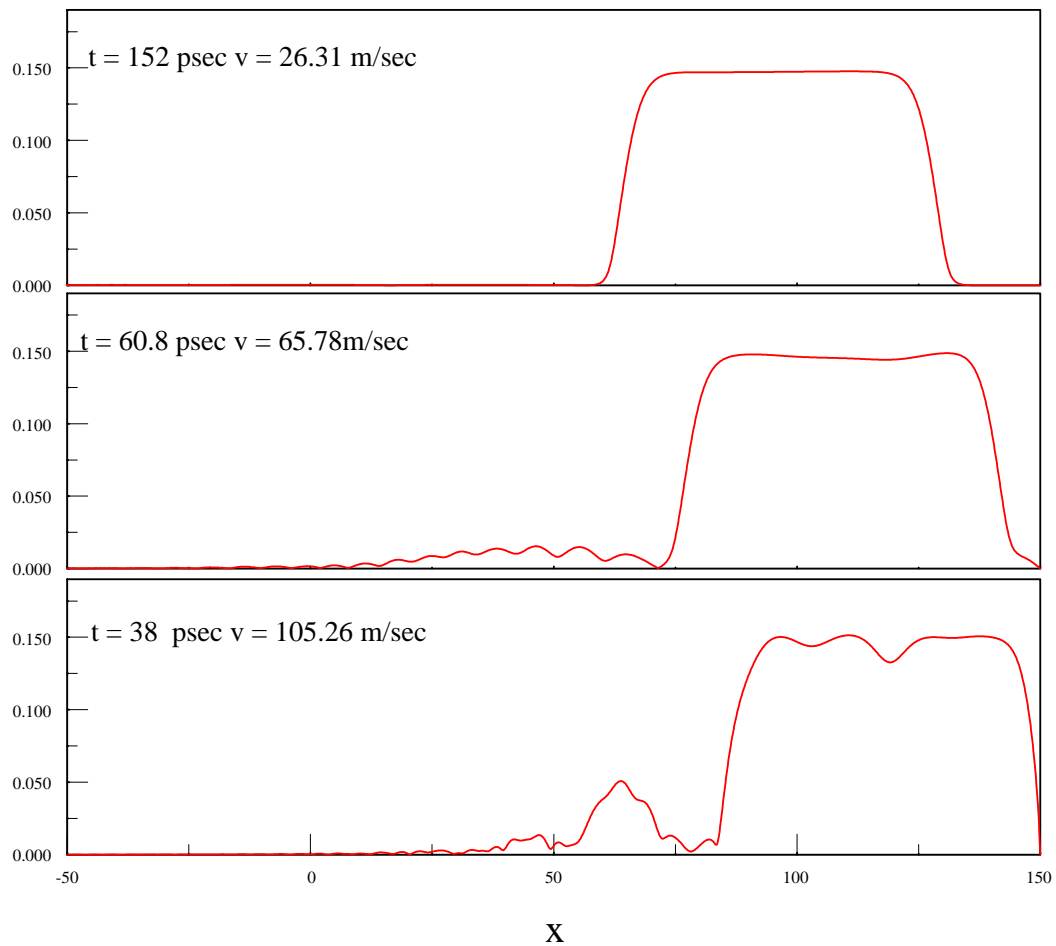


Figure 2: $|\Psi|$ as a function of distance in units of \AA for various velocities and times

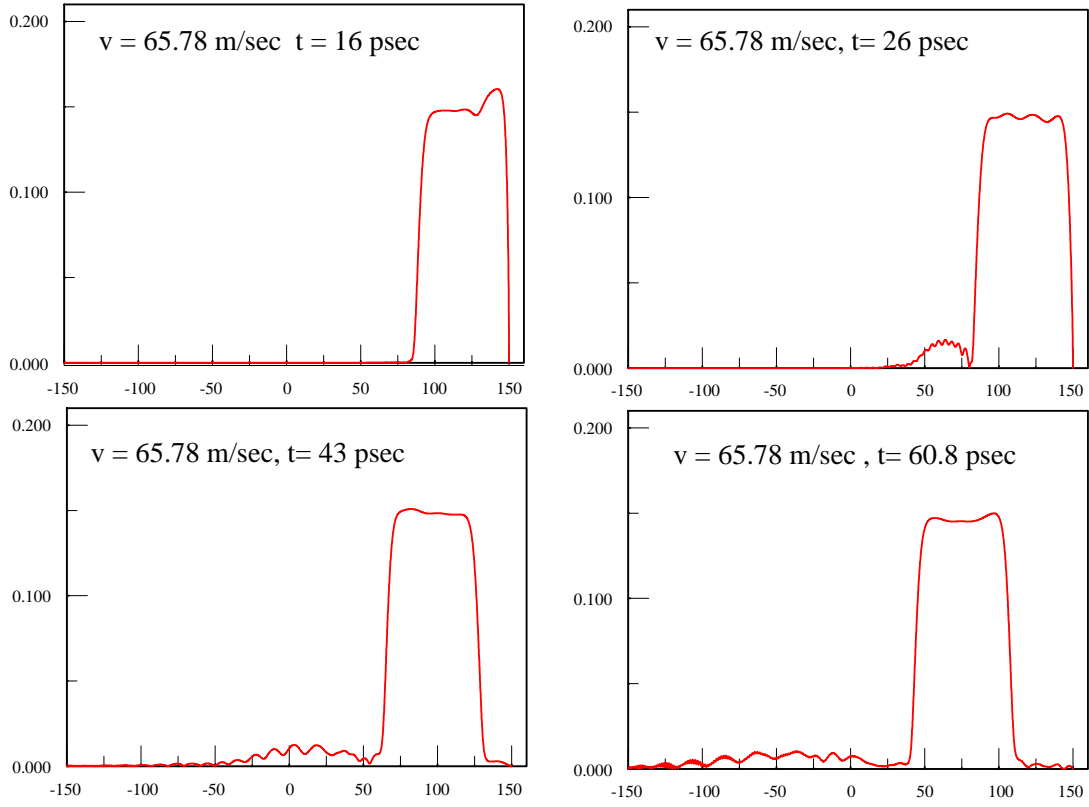


Figure 3: Time snapshots of $|\Psi|$ as a function of distance in units of \AA for $v = 65.78 \frac{m}{sec}$

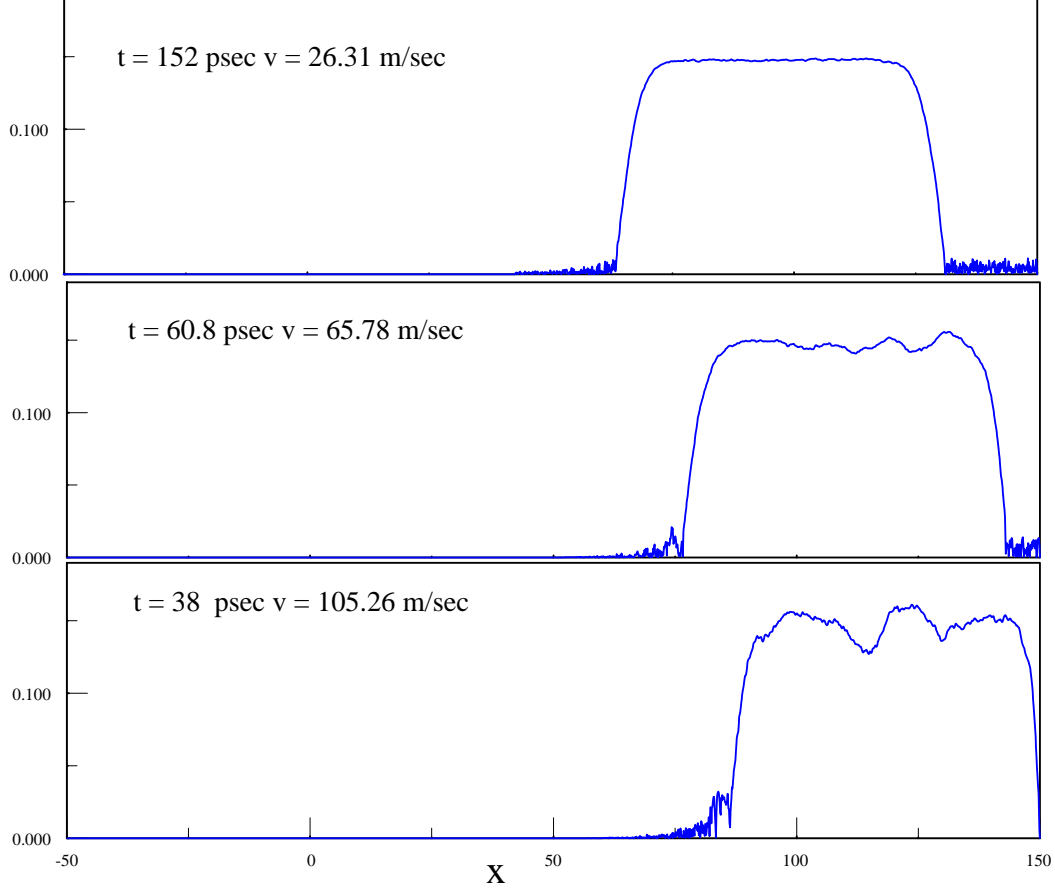


Figure 4: $|\Psi|$ as a function of distance in units of \AA for various velocities and times, classical case

Such an expansion produces the equation

$$\frac{d^2\rho}{dx^2} = \frac{b}{2} \frac{d\rho}{dx} \quad (7)$$

whose solutions are oscillatory, with the density becoming eventually negative.

Figure 4 depicts the classical scattering pictures corresponding to the quantum events of figure 2. As is evident from the figure, the classical collision does not produce a multiple peak tail. The collision results in large density fluctuations in the bulk and noisy fluctuations at the edges.

The corresponding classical packet evolution for $v = 65.78 \frac{m}{sec}$ appears in figure 5.

Figure 6 shows classical and quantum scattering outcomes together at $t = 60.8 \text{ psec}$. Clearly, the quantum scattering resists distortions in the bulk and gets rid of the energy in the form of coherent wave trains, whereas the classical scattering that lacks the quantum

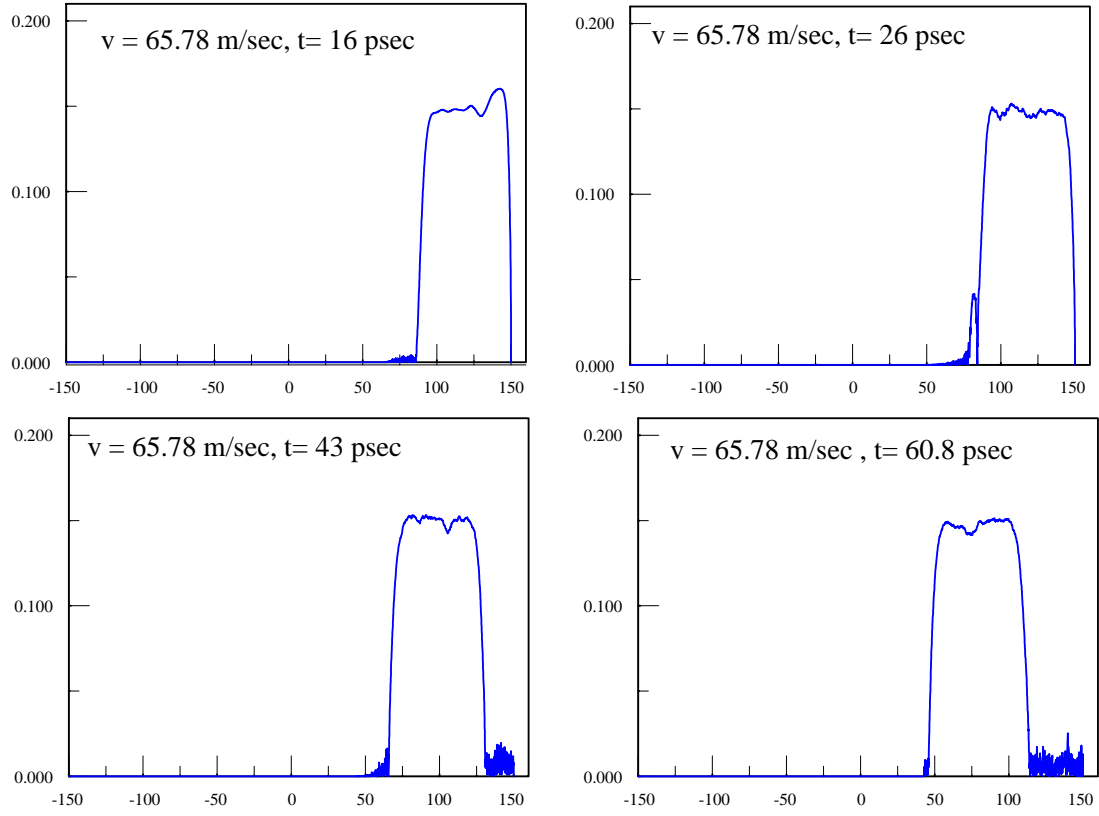


Figure 5: *Time snapshots of $|\Psi|$ as a function of distance in units of \AA for $v = 65.78 \frac{m}{sec}$, classical case*

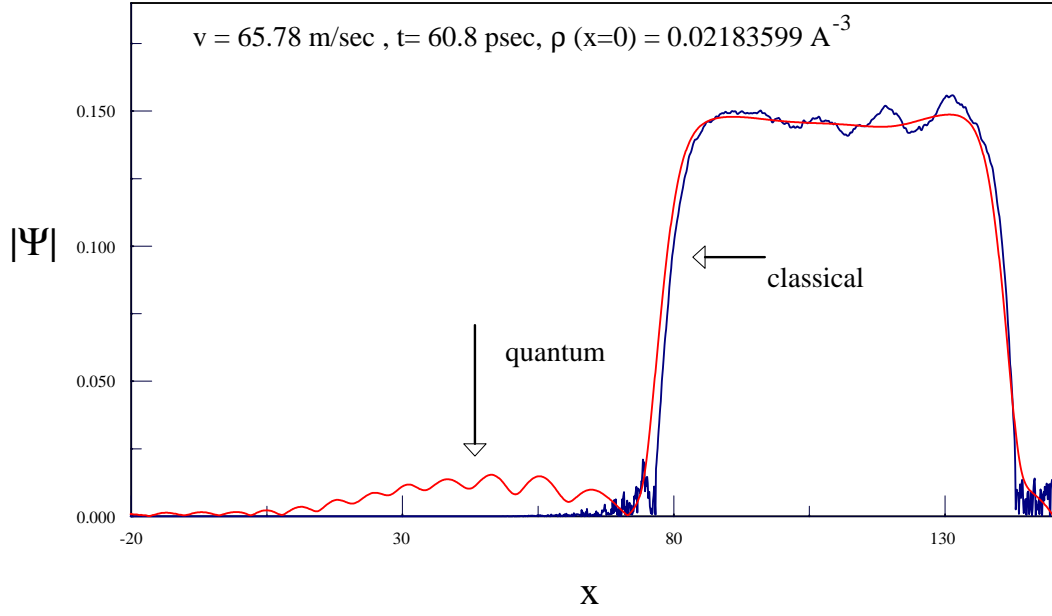


Figure 6: Quantum versus classical scattering for $v = 65.78 \frac{m}{sec}$. $|\Psi|$ as a function of distance in units of \AA

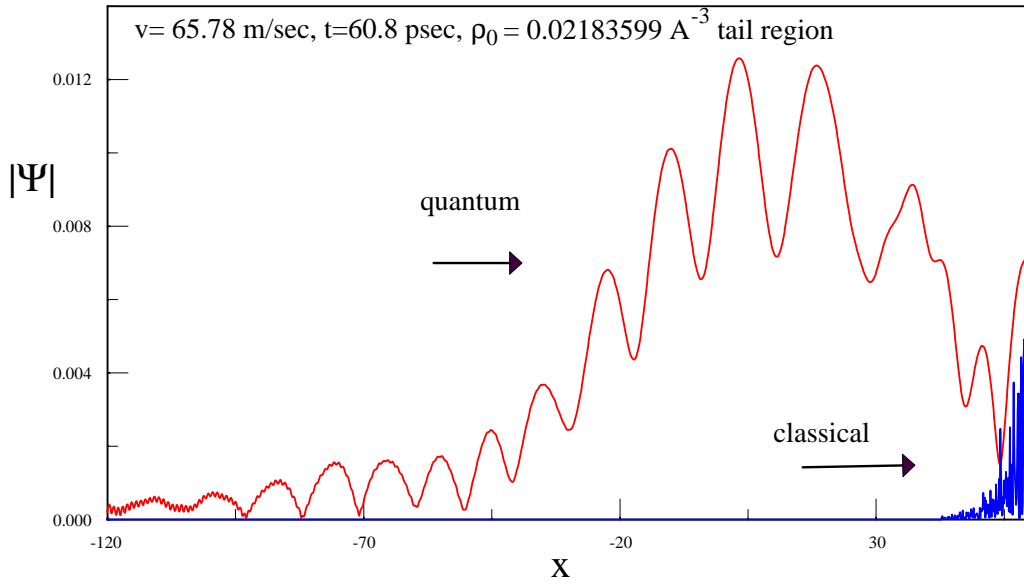


Figure 7: Quantum versus classical scattering for $v = 65.78 \frac{m}{sec}$, enlargement of tail region. $|\Psi|$ as a function of distance in units of \AA

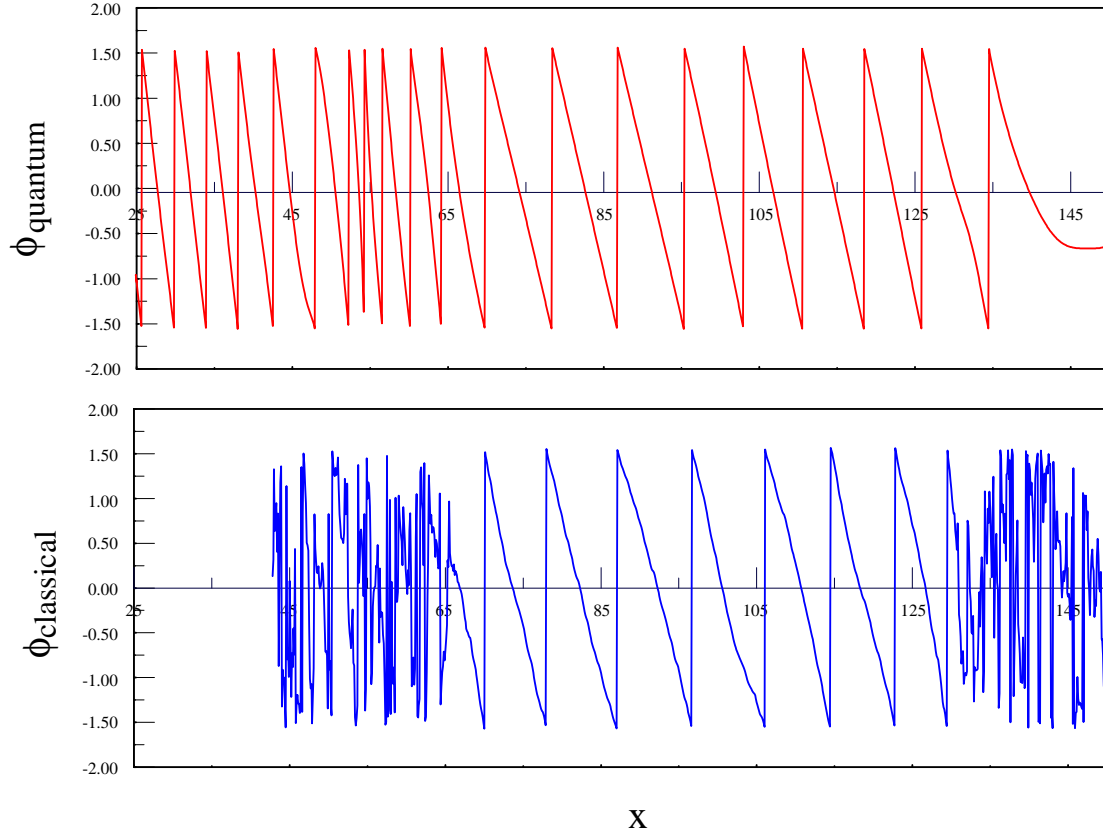


Figure 8: Wave function phase $\phi = \tan^{-1}[\frac{Im(\Psi)}{Re(\Psi)}]$, for the quantum and classical cases, as a function of distance in units of \AA , $v = 65.78 \frac{m}{sec}$

potential curvature-like term, renders the packet softer to deformations. The detail of the backwards region can be seen in figure 7.

The coherence of the tail region is visualized in figure 8. In this picture we display the phase of the wave function for the scattering case of figure 6. The classical scattering phase at the bottom is coherent inside the drop corresponding to a travelling packet of fixed velocity, and incoherent or even random at the surface. The quantum phase is coherent both inside and outside (only part of the outside region is shown). The wavelength outside the bulk of the drop in the upper graph, for $x < 70 \text{ \AA}$ is smaller than the wavelength in the bulk. The multiple peak tail recedes faster than the drop.

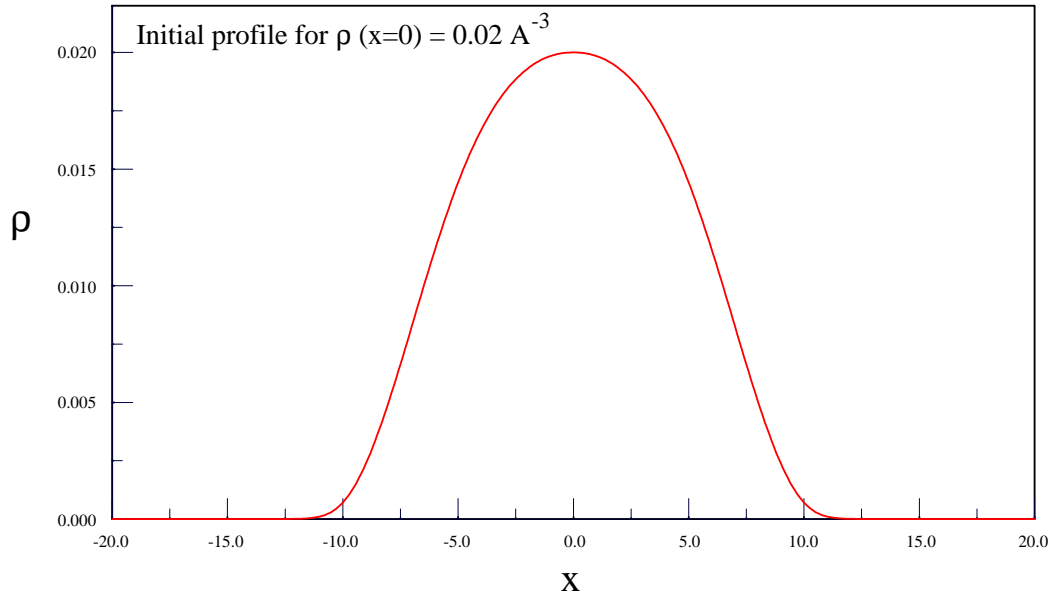


Figure 9: *Density profile of a Helium drop in \AA^{-3} of for $\rho(x=0) = 0.02 \text{\AA}^{-3}$ as a function of distance in \AA*

3 Conclusions

We have confirmed numerically that the effect of *diffraction of wave packets in space and time* does express itself in Helium⁴ nanodrop scattering. The results for a thick drop presented in the last section are not that clean as those of ref.[3]. A thick drop has a sizeable self-interaction and tends to conserve its shape in the collision. To enhance the effect, we considered also smaller size drops as the one depicted in figure 9. Here we used $\rho(x=0) = 0.02 \text{\AA}^{-3}$. The number of particles per unit area is now $N = 0.26 \text{\AA}^{-2}$, and the effective extent is $X_{eff} = 12.5 \text{\AA}$. A three dimensional drop of this type contains around 40 atoms.

Figures 10 and 11 depict the classical and quantum scattering results for the profile of figure 9 and a velocity of $v = 65.78 \frac{m}{sec}$ at $t = 60.8 \text{ psec}$. The asymptotic behavior of the quantum event is much cleaner than that of the thicker drop depicted in the previous section. In summary, it appears that it could be possible to observe the diffraction phenomenon described in [1]-[6] with Helium⁴ nanodrops by colliding them with a hard surface at high enough speed.

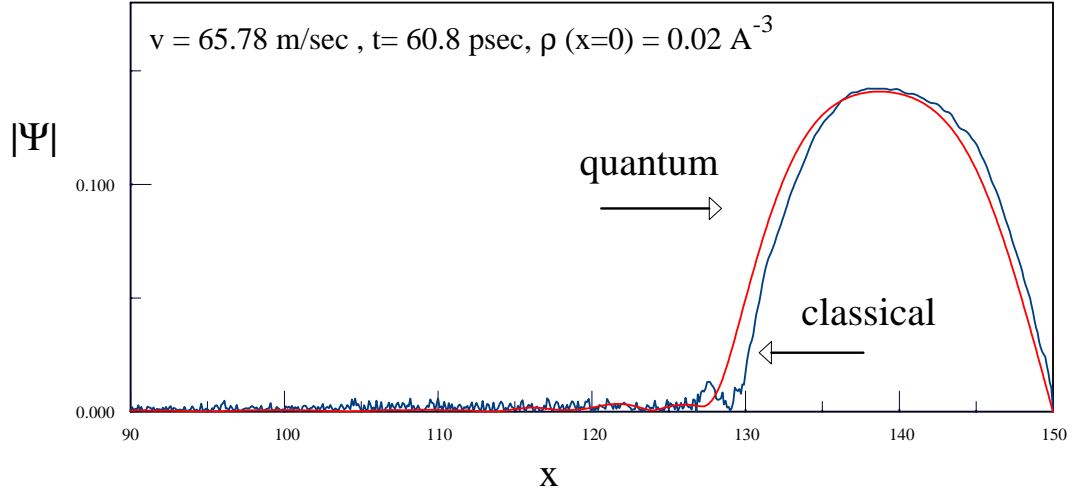


Figure 10: *Quantum versus classical scattering for $v = 65.78 \frac{m}{sec}$, $\rho(x=0) = 0.02 \text{ \AA}^{-3}$. $|\Psi|$ as a function of distance in units of \AA*

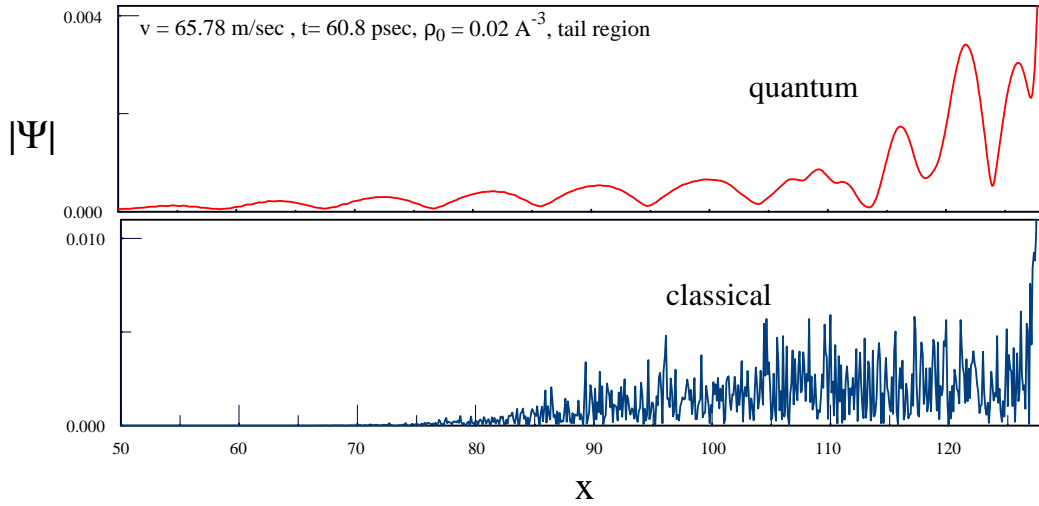


Figure 11: *Quantum versus classical scattering for $v = 65.78 \frac{m}{sec}$, $\rho(x=0) = 0.02 \text{ \AA}^{-3}$, enlargement of tail region. $|\Psi|$ as a function of distance in units of \AA*

References

- [1] G. Kälbermann, Phys. Rev. **A60**, 2573 (1999).
- [2] G. Kälbermann, Jour. of Phys. **A 34**, 3841 (2001).
- [3] G. Kälbermann, Jour. of Phys. **A 34**, 6465 (2001).
- [4] G. Kälbermann, Jour. of Phys. **A 35**, 1045 (2002).
- [5] G. Kälbermann, Jour. of Phys. **A 35**, 4599 (2002).
- [6] G. Kälbermann, Jour. of Phys. **A35**, 9829 (2002).
- [7] F. Dalfovo, S. Giorgini, L. P. Pitaevskii, S. Stringari, Rev. Mod. Phys. **71**, 463 (1999).
- [8] P. Weinberger, Phys. Rep. **377**, 281 (2003).
- [9] G. Onida, L. Reining and A. Rubio, Rev. Mod. Phys. **74**, 601 (2002).
- [10] C. N. Likos, Phys. Rep. **348**, 267 (2001).
- [11] S. Singh, Phys. Rep. **324**, 107 (2000).
- [12] J. Fritsch and U. Schröder, Phys. Rep. **309**, 209 (1999).
- [13] S. Baroni, S. de Gironcoli, A. Dal Corso and P. Giannozzi, Rev. Mod. Phys. **73**, 515 (2001).
- [14] H. Löwen, Phys. Rep. **237**, 249 (1994).
- [15] S. K. Ghosh and B. M. Deb, Phys. Rep. **92**, 1 (1982).
- [16] A. Nagy, Phys. Rep. **298**, 1 (1998).
- [17] S. M. Reimann and M. Manninen, Rev. Mod. Phys. **74**, 1283 (2002).
- [18] N. Argaman and G. Makov, Am. J. Phys. **68**, 69 (2000).
- [19] F. Dalfovo, L. Pricauenko, S. Stringari and J. Treiner, Phys. Rev. **B 52**, 1193 (1995).
- [20] S. Stringari and J. Treiner, Phys. Rev. **B 36**, 8369 (1987).
- [21] M. M. Calbi, F. Toigo, S. Gatica and M. W. Cole, Phys. Rev. **B60** 14935 (1999).
- [22] T. Biben and D. Frenkel, J. Phys. Condens. Matter **14**, 9077 (2002).
- [23] J. Harms, P. Toennies and F. Dalfovo, Phys. Rev. **B 58**, 3341 (1998).

- [24] J. Eloranta and V. a. Apkarian, Jour. Chem. Phys. **117**, 10139 (2002).
- [25] L. Szybisz, Phys. Rev. **B 67**, 132505 (2003).
- [26] M. Barranco, R. Mayol, M. Pi M and F. Dalfovo , Jour. Low Temp. Phys, **126**, 281 (2002).
- [27] C. Ebner and W. F. Saam, Phys. Rev. **B12**, 923 (1975).