

Monotone and near-monotone network structure (part I)

Eduardo D. Sontag*
 Rutgers University, New Brunswick, NJ, USA
 sontag@math.rutgers.edu

November 8, 2018

Abstract

This paper provides an expository introduction to monotone and near-monotone biochemical network structures. Monotone systems respond in a predictable fashion to perturbations, and have very robust dynamical characteristics. This makes them reliable components of more complex networks, and suggests that natural biological systems may have evolved to be, if not monotone, at least close to monotone. In addition, interconnections of monotone systems may be fruitfully analyzed using tools from control theory.

1 Introduction

In cells, biochemical networks consisting of proteins, RNA, DNA, metabolites, and other species, are responsible for control and signaling in development, regulation, and metabolism, by processing environmental signals, sequencing internal events such as gene expression, and producing appropriate cellular responses. The field of systems molecular biology is largely concerned with the study of such networks. Often, as in control theory, biochemical networks are viewed as interconnections of simpler subsystems. This paper discusses recent work which makes use of *topology* (graph structure) as well as *sign* information regarding subsystems and their interconnection structure in order to infer properties of the complete system.

It is broadly appreciated that behavior is critically dependent on network topology as well as on the signs (activating or inhibiting) of the underlying feedforward and feedback interconnections [1–11]. For example, Figures 1(a-c) show the three possible types of feedback loops that involve two interacting chemicals, A and B.

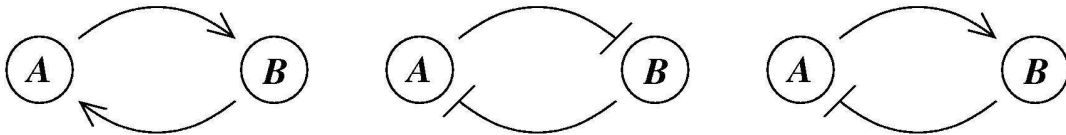


Figure 1: (a) Mutual activation. (b) Mutual inhibition. (c) Activation-inhibition

mutual activation configuration is shown in Figure 1(a): a positive change in A results in a positive change in B , and vice-versa. Configurations like these are associated to signal amplification and production of switch-like biochemical responses. A mutual inhibition configuration is shown in Figure 1(b): a positive change in A results in repression of B , and repression of B in turn enhances A . Such configurations allow systems to exhibit

*Supported in part by NSf Grants DMS-0504557 and DMS-0614371.

multiple discrete, alternative stable steady-states, thus providing a mechanism for memory. Both (a) and (b) are examples of positive-feedback systems [12–19]. On the other hand, activation-inhibition configurations like in Figure 1(c) are necessary for the generation of periodic behaviors such as circadian rhythms or cell cycle oscillations, by themselves or in combination with multi-stable positive-feedback subsystems, as well as for adaptation, disturbance rejection, and tight regulation (homeostasis) of physiological variables [7, 9, 11, 20–28]. Compared to positive-feedback systems, negative-feedback systems are not “consistent,” in a sense to be made precise below but roughly meaning that different paths between any two nodes should reinforce, rather than contradict, each other. For (c), a positive change in A will be resisted by the system through the feedback loop. Consistency, or lack thereof, also plays a role in the behavior of graphs without feedback; for example [10, 29, 30] deal with the different signal processing capabilities of consistent (“coherent”) compared to inconsistent feedforward motifs.

A key role in the work to be discussed here will be played by consistent systems and subsystems. We will discuss the following points:

- Interesting and nontrivial conclusions can be drawn from (signed) network structure alone. This structure is associated to purely stoichiometric information about the system and ignores fluxes. Consistency, or close to consistency, is an important property in this regard.
- Interpreted as dynamical systems, consistent networks define *monotone systems*, which have highly predictable and ordered behavior.
- It is often useful to analyze larger systems by viewing them as interconnections of a small number of monotone subsystems. This allows one to obtain precise bifurcation diagrams without appeal to explicit knowledge of fluxes or of kinetic constants and other parameters, using merely “input/output characteristics” (steady-state responses or DC gains). The procedure may be viewed as a “model reduction” approach in which monotone subsystems are viewed as essentially one-dimensional objects.
- The possibility of performing a decomposition into a small number of monotone components is closely tied to the question of how “near” a system is to being monotone.
- We argue that systems that are “near monotone” are biologically more desirable than systems that are far from being monotone.
- There are indications that biological networks may be much closer to being monotone than random networks that have the same numbers of vertices and of positive and negative edges.

The need for robust structures and robust analysis tools

A distinguishing feature of the study of dynamics in cell biology, in contrast to more established areas of applied mathematics and engineering, is the high degree of uncertainty inherent in models of cellular biochemical networks. This uncertainty is due to environmental fluctuations, and variability among different cells of the same type, as well as, from a mathematical analysis perspective, the difficulty of measuring the relevant model parameters (kinetic constants, cooperativity indices, and many others) and thus the impossibility of obtaining a precise model. Thus, it is imperative to develop tools that are “robust” in the sense of being able to provide useful conclusions based largely upon information regarding the *qualitative* features of the network, and not the precise values of parameters or even the forms of reactions. Of course, this goal is often not achievable, since dynamical behavior may be subject to phase transitions (bifurcation phenomena) which are critically dependent on parameter values.

Nevertheless, and surprisingly, research by many, notably by Clarke [31], Horn and Jackson [32, 33], and Feinberg [34–36], relying upon *complex balancing and deficiency theory*, has resulted in the identification

of rich classes of chemical network structures for which such robust analysis is indeed possible. A different direction of work, pioneered by Hirsch and Smith [37,38], relies upon the theory of *monotone systems*, and has a similar goal of drawing conclusions about dynamical behavior based only upon structure. This direction has been enriched substantially by the introduction of *monotone systems with inputs and outputs*: as standard in control theory [24], one extends the notion of monotone system so as to incorporate input and output channels [39]. Once inputs and outputs are introduced, one can study interconnections of systems (Figure 2), and ask what special properties hold if the subsystems are monotone [19,39,40].

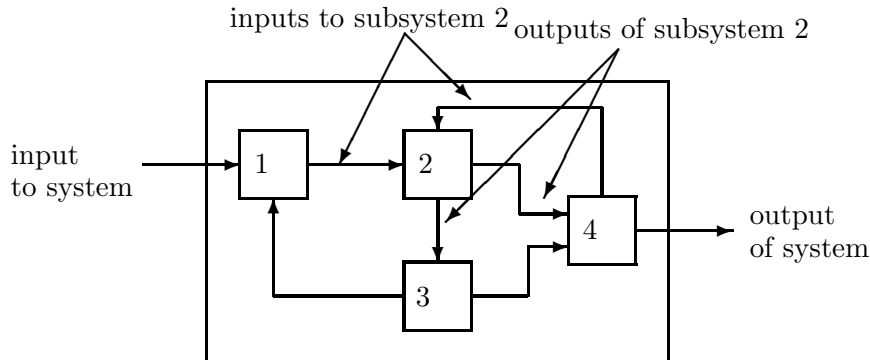


Figure 2: A system composed of four subsystems

2 Consistent Graphs, Monotone Systems, and Near-Monotonicity

We now introduce the basic notions of monotonicity and consistency. The present section deals exclusively with graph-theoretic information, which is derived from stoichiometric constraints. Complementary to this analysis, bifurcation phenomena can be sometimes analyzed using a combination of these graphical techniques together with information on steady-state gains; that subject is discussed in Part II. The discussion is informal; in Part II has more rigorous mathematical statements, presented in the more general context of systems with external inputs and outputs.

The systems considered here are described by the evolution of states, which are time-dependent vectors $x(t) = (x_1(t), \dots, x_n(t))$ whose components x_i represent concentrations of chemical species such as proteins, mRNA, or metabolites. In autonomous differential equation (“continuous-time”) models, one specifies the rate of change of each variable, at any given time, as a function of the concentrations of all the variables at that time:

$$\begin{aligned} \frac{dx_1}{dt}(t) &= f_1(x_1(t), x_2(t), \dots, x_n(t)) \\ \frac{dx_2}{dt}(t) &= f_2(x_1(t), x_2(t), \dots, x_n(t)) \\ &\vdots \\ \frac{dx_n}{dt}(t) &= f_n(x_1(t), x_2(t), \dots, x_n(t)), \end{aligned}$$

or just $dx/dt = f(x)$, where f is the vector function with components f_i . We assume that the coordinates x_i of the state of the system can be arbitrary non-negative numbers. (Constraints among variables can be imposed as well, but several aspects of the theory are more subtle in that case.) Often, one starts from a

differential equation system written in the following form:

$$\frac{dx}{dt}(t) = \Gamma R(x),$$

where $R(x)$ is a q -dimensional *vector of reactions* and Γ is an $n \times q$ matrix, called the *stoichiometry matrix*, and either one studies this system directly, or one studies a smaller set of differential equations $dx/dt = f(x)$ obtained by eliminating variables through the use of conserved stoichiometric quantities.

We will mostly discuss differential equation models, but will also make remarks concerning difference equation (“discrete time”) models. The dynamics of these are described by rules that specify the state at some future time $t = t_{k+1}$ as a function of the state of the system at the present time t_k . Thus, the i th coordinate evolves according to an update rule:

$$x_i(t_{k+1}) = f_i(x_1(t_k), x_2(t_k), \dots, x_n(t_k))$$

instead of being described by a differential equation. Usually, $t_k = k\Delta$, where Δ is a uniform inter-sample time. One may associate a difference equation to any given differential equation, through the rule that the vector $x(t_{k+1})$ should equal the solution of the differential equation when starting at state $x(t_k)$. However, not every difference equation arises from a differential equation in this manner. Difference equations may be more natural when studying processes in which measurements are made at discrete times, or they might provide a macroscopic model of an underlying stochastic process taking place at a faster time scale.

One may also study more complicated descriptions of dynamics than those given by ordinary differential and difference equations; many of the results that we discuss here have close analogs that apply to more general classes of (deterministic) dynamical systems, including reaction-diffusion partial differential equations, which are used for space-dependent problems with slow diffusion and no mixing, delay-differential systems, which help model delays due to transport and other cellular phenomena in which concentrations of one species only affect others after a time interval, and integro-differential equations [37, 38, 41, 42]. In a different direction, one may consider systems with external inputs and outputs [39].

The graph associated to a system

There are at least two types of graphs that can be naturally associated to a given biochemical network. One type, sometimes called the *species-reaction graph*, is a bipartite graph with nodes for reactions (fluxes) and species, which leads to useful analysis techniques based on Petri net theory and graph theory [43–50]. We will not discuss species-reaction graphs here. A second type of graph, which we will discuss, is the *species graph* G . It has n nodes (or “vertices”), which we denote by v_1, \dots, v_n , one node for each species. No edge is drawn from node v_j to node v_i if the partial derivative $\frac{\partial f_i}{\partial x_j}(x)$ vanishes identically, meaning that there is no direct effect of the j th species upon the i th species. If this derivative is not identically zero, then there are three possibilities: (1) it is ≥ 0 for all x , (2) it is ≤ 0 for all x , or (3) it changes sign depending on the particular entries of the concentration vector x . In the first case (activation), we draw an edge labeled $+$, $+1$, or just an arrow \rightarrow . In the second case (repression or inhibition), we draw an edge labeled $-$, -1 , or use the symbol \dashv . In the third case, when the sign is ambiguous, we draw both an activating and an inhibiting edge from node v_j to node v_i .

For continuous-time systems, no self-edges (edges from a node v_i to itself) are included in the graph G , whatever the sign of the diagonal entry $\partial f_i / \partial x_i$ of the Jacobian. For discrete-time systems, on the other hand, self-edges are included (we later discuss the reason for these different definitions for differential and difference equations).

When working with graphs, it is more convenient (though not strictly necessary) to consider only graphs G that have no multiple edges from one node to another (third case above). One may always assume that G has

this property, by means of the following trick: whenever there are two edges, we replace one of them by an indirect link involving a new node; see Fig.3. Introducing such additional nodes if required, we will suppose



Figure 3: Replacing direct inconsistent effects by adding a node

from now on that no multiple edges exist.

Although adding new edges as explained above is a purely formal construction with graphs, it may be explained biologically as follows. Often, ambiguous signs in Jacobians reflect heterogeneous mechanisms. For example, take the case where protein A enhances the transcription rate of gene B if present at high concentrations, but represses B if its concentration is lower than some threshold. Further study of the chemical mechanism might well reveal the existence of, for example, a homodimer that is responsible for this ambiguous effect. Mathematically, the rate of transcription of B might be given algebraically by the formula $k_2 a^2 - k_1 a$, where a denotes the concentration of A. Introducing a new species C to represent the homodimer, we may rewrite this rate as $k_2 c - k_1 a$, where c is the concentration of C, plus an new equation like $dc/dt = k_3 a^2 - k_4 c$ representing the formation of the dimer and its degradation. This is exactly the situation in Fig.3.

Spin assignments and consistency

A *spin assignment* Σ for the graph G is an assignment, to each node v_i , of a number σ_i equal to “+1” or “-1” (a “spin,” to borrow from statistical mechanics terminology). In graphical depictions, we draw up-arrows or down-arrows to indicate spins. If there is an edge from node v_j to node v_i , with label $J_{ij} \in \{\pm 1\}$, we say that this edge is *consistent with the spin assignment* Σ provided that:

$$J_{ij} \sigma_i \sigma_j = 1$$

which is the same as saying that $J_{ij} = \sigma_i \sigma_j$, or that $\sigma_i = J_{ij} \sigma_j$. An equivalent formalism is that in which edges are labeled by “0” or “1,” instead of 1 and -1 respectively, and edge labels J_{ij} belong to the set $\{0, 1\}$, in which case consistency is the property that $J_{ij} \oplus \sigma_i \oplus \sigma_j = 0$ (sum modulo two).

We will say that Σ is a *consistent spin assignment for the graph* G (or simply that G is consistent) if every edge of G is consistent with Σ . In other words, for any pair of vertices v_i and v_j , if there is a positive edge from node v_j to node v_i , then v_j and v_i must have the same spin, and if there is a negative edge connecting v_j to v_i , then v_j and v_i must have opposite spins. (If there is no edge from v_j to v_i , this requirement imposes no restriction on their spins.)

In order to decide whether a graph admits any consistent spin assignment, it is not necessary to actually test all the possible 2^n spin assignments. It is very easy to prove that there is a consistent assignment if and only if *every undirected loop in the graph* G has a *net positive sign*, that is to say, an even number, possibly zero, of negative arrows. Equivalently, any two (undirected) paths between two nodes must have the same net sign. By undirected loops or paths, we mean that one is allowed to transverse an edge either forward or backward. A proof of this condition is as follows. If a consistent assignment exists, then, for any undirected loop $v_{i_1}, \dots, v_{i_k} = v_{i_1}$ starting from and ending at the node v_{i_1} , inductively one has that:

$$\sigma_{i_1} = Q_{i_1, i_{k-1}} Q_{i_{k-1}, i_{k-2}} \cdots Q_{i_2, i_1} \sigma_{i_1}$$

where $Q_{ij} = J_{ij}$ if we are transversing the edge from v_j to v_i , or $Q_{ij} = J_{ji}$ if we are transversing backward the edge from v_j to v_i . This implies (divide by σ_{i_1}) that the product of the edge signs is positive. Conversely, if any two paths between nodes have the same parity, and the graph is connected, pick node v_1 and label it “+” and then assign to every other node v_i the parity of a path connecting v_1 and v_i . (If the graph is not connected, do this construction on each component separately.)

This positive-loop property, in turn, can be checked with a fast dynamic programming-like algorithm. For connected graphs, there can be at most two consistent assignments, each of which is the reverse (flip every spin) of the other.

Monotone systems

A dynamical system is said to be *monotone* if there exists at least one consistent spin assignment for its associated graph G . Monotone systems [37, 51, 52] were introduced by Hirsch, and constitute a class of dynamical systems for which a rich theory exists. (To be precise, we have only defined the subclass of systems that are *monotone with respect to some orthant order*. The notion of monotonicity can be defined with respect to more general orders.)

Consistent response to perturbations

Monotonicity reflects the fact that a system responds consistently to perturbations on its components. Let us now discuss this property in informal terms. We view the nodes of the graph shown in Figure 4(a) as corresponding to variables in the system, which quantify the concentrations of chemical species such as activated receptors, proteins, transcription factors, and so forth. Suppose that a perturbation, for example

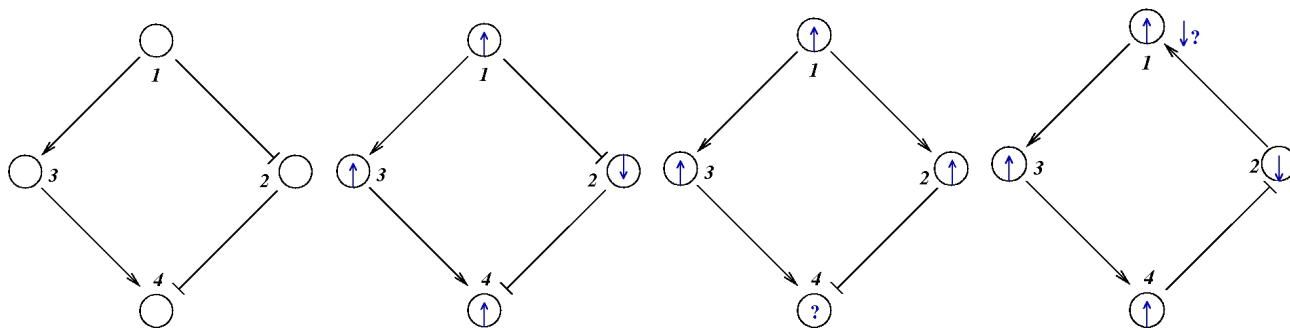


Figure 4: (a) and (b) graph and consistent assignment, (c) and (d) no possible consistent assignments

due to the external activation of a receptor represented by node 1, instantaneously increases the value of the concentration of this species. We represent this increase by an up-arrow inserted into that node, as in Figure 4(b). The effect on the other nodes is then completely predictable from the graph. The species associated to node 2 will decrease, because of the inhibiting character of the connection from 1 to 2, and the species associated to node 3 will increase (activating effect). Where monotonicity plays a role is in insuring that the concentration of the species corresponding to node 4 will also increase. It increases both because it is activated by 3, which has increased, and because it is inhibited by 2, so that less of 2 implies a smaller inhibition effect. Algebraically, the following expression involving partial derivatives:

$$\frac{\partial f_4}{\partial x_3} \frac{\partial f_3}{\partial x_1} + \frac{\partial f_4}{\partial x_2} \frac{\partial f_2}{\partial x_1}$$

(where f_i gives the rate of change of the i th species, in the differential equation model) is guaranteed to be positive, since it is a sum of positive terms: $(+)(+) + (-)(-)$. Intuitively, the expression measures the sensitivity of the rate of change dx_4/dt of the concentration of 4 with respect to perturbations in 1, with the two terms giving the contributions for each of the two alternative paths from node 1 to node 4. *This unambiguous global effect holds true regardless of the actual values of parameters such as kinetic constants, and even the algebraic forms of reactions, and depends only on the signs of the entries of the Jacobian of f .* Observe that the arrows shown in Figure 4(b) provide a consistent spin-assignment for the graph, so the system is monotone.

In contrast, consider next the graph in Figure 4(c), where the edge from 1 to 2 is now positive. There are two paths from node 1 to node 4, one of which (through 3) is positive and the other of which (through 2) is negative. Equivalently, the undirected loop 1, 3, 4, 2, 1 (“undirected” because the last two edges are transversed backward) has a net negative parity. Therefore, the loop test for consistency fails, so that there is no possible consistent spin-assignment for this graph, and therefore the corresponding dynamical system is not monotone. Reflecting this fact, the net effect of an increase in node 1 is ambiguous. *It is impossible to conclude from the graphical information alone* whether node 4 will be repressed (because of the path through 2) or activated (because of the path through 3). There is no way to resolve this ambiguity unless equations and precise parameter values are assigned to the arrows.

To take a concrete example, suppose that the equations for the system are as follows:

$$\frac{dx_1}{dt} = 0 \quad \frac{dx_2}{dt} = x_1 \quad \frac{dx_3}{dt} = x_1 \quad \frac{dx_4}{dt} = x_4(k_3x_3 - k_2x_2),$$

where the reaction constants k_2 and k_3 are two positive numbers. The initial conditions are taken to be $x_1(0) = x_4(0) = 1$, and $x_2(0) = x_3(0) = 0$, and we ask how the solution $x_4(t)$ will change when the initial value $x_1(0)$ is perturbed. With $x_1(0) = 1$, the solution is $x_4(t) = e^{\alpha t^2/2}$, where $\alpha = k_3 - k_2$. On the other hand, if $x_1(0)$ is perturbed to a larger value, let us say $x_1(0) = 2$, then $x_4(t) = e^{\alpha t^2}$. This new value of $x_4(t)$ is larger than the original unperturbed value $e^{\alpha t^2/2}$ provided that $\alpha > 0$, but it is smaller than it if, instead, $\alpha < 0$. In other words, the sign of the sensitivity of x_4 to a perturbation on x_1 cannot be predicted from knowledge of the graph alone, but it depends on whether $k_2 < k_3$ or $k_2 > k_3$. Compare this with the monotone case, as in Figure 4(a). A concrete example is obtained if we modify the x_2 equation to $dx_2/dt = 1/(1 + x_1)$. Now the solutions are $x_4(t) = e^{\beta_1 t^2}$ and $x_4(t) = e^{\beta_2 t^2}$ respectively, with $\beta_1 = k_3/2 - k_2/4$ and $\beta_2 = k_3 - k_2/6$, so we are guaranteed that x_4 is larger in the perturbed case, a conclusion that holds true no matter what are the numerical values of the (positive) constants k_i .

The uncertainty associated to a graph like the one in Figure 4(c) might be undesirable in natural systems. Cells of the same type differ in concentrations of ATP, enzymes, and other chemicals, and this affects the values of model parameters, so two cells of the same type may well react differently to the same “stimulus” (increase in concentration of chemical 1). While such epigenetic diversity is sometimes desirable, it makes behavior less predictable and robust. From an evolutionary viewpoint, a “change in wiring” such as replacing the negative edge from 1 to 2 by a positive one (or, instead, perhaps introducing an additional inconsistent edge) could lead to unpredictable effects, and so the fitness of such a mutation may be harder to evaluate. In a monotone system, in contrast, a stimulus applied to a component is propagated in an unambiguous manner throughout the circuit, promoting a predictably consistent increase or consistent decrease in the concentrations of all other components.

Similarly, consistency also applies to feedback loops. For example, consider the graph shown in Figure 4(d). The negative feedback given by the inconsistent path 1, 3, 4, 2, 1 means that the instantaneous effect of an up-perturbation of node 1 feeds back into a negative effect on node 1, while a down-perturbation feeds back as a positive effect. In other words, the feedback loop acts against the perturbation.

Of course, negative feedback as well as inconsistent feedforward circuits are important components of biomolecular networks, playing a major role in homeostasis and in signal detection. The point being made here is that inconsistent networks may require a more delicate tuning in order to perform their functions.

In rigorous mathematical terms, this predictability property can be formulated as *Kamke's Theorem*. Suppose that $\Sigma = \{\sigma_i, i = 1, \dots, n\}$ is a consistent spin assignment for the system graph G . Let $x(t)$ be any solution of $dx/dt = f(x)$. We wish to study how the solution $z(t)$ arising from a perturbed initial condition $z(0) = x(0) + \Delta$ compares to the solution $x(t)$. Specifically, suppose that a positive perturbation is performed at time $t = 0$ on the i th coordinate, for some index $i \in \{1, \dots, n\}$: $z_i(0) > x_i(0)$ and $z_j(0) = x_j(0)$ for all $j \neq i$. For concreteness, let us assume that the perturbed node i has been labeled by $\sigma_i = +1$. Then, Kamke's Theorem says the following: for each node that has the same parity (i.e., each index j such that $\sigma_j = +1$), and for every future time t , $z_j(t) \geq x_j(t)$. Similarly, for each node with opposite parity ($\sigma_j = -1$), and for every time t , $z_j(t) \leq x_j(t)$. (Moreover, one or more of these inequalities must be strict.) This is the precise sense in which an up-perturbation of the species represented by node v_i unambiguously propagates into up- or down-behavior of all the other species. See [37] for a proof, and see [39] for generalizations to systems with external input and output channels.

For difference equations (discrete time systems), once that self-loops have been included in the graph G and the definition of consistency, Kamke's theorem also holds; in this case the proof is easy, by induction on time steps.

Consistent graphs can be embedded into larger consistent ones, but inconsistent ones cannot. For example, consider the graph shown in Figure 5(a). This graph admits no consistent spin assignment since the undirected

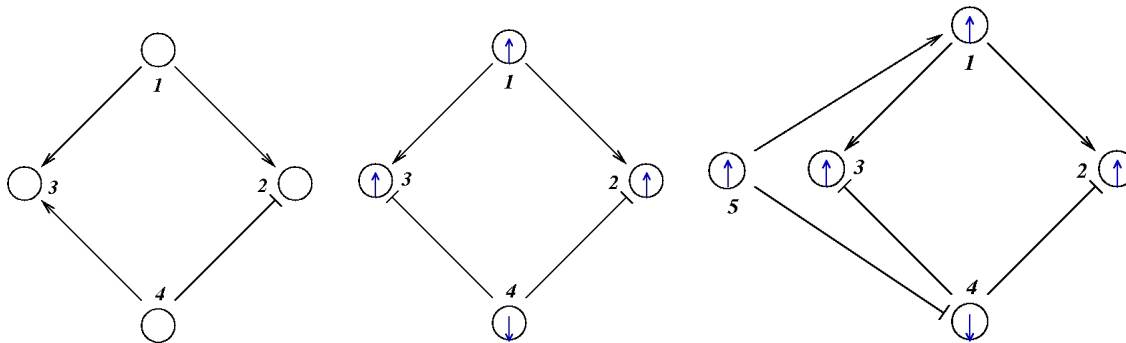


Figure 5: (a) inconsistent, (b) consistent, (c) adding node to consistent network

loop 1, 3, 4, 2, 1 has a net negative parity. Thus, there cannot be any consistent graph that includes this graph as a subgraph. Compare this with the graph shown in Figure 5(b). Consistency of this graph may well represent consistency of a larger graph which involves a yet-undiscovered species, such as node 5 in Figure 5(c). Alternatively, and from an “incremental design” viewpoint, this graph being consistent makes it possible to consistently add node 5 in the future.

Removing the smallest number of edges so as to achieve consistency

Let us call the *consistency deficit (CD)* of a graph G the smallest possible number of edges that should be removed from G in order that there remains a consistent graph, and, correspondingly, a monotone system.

As an example, take the graph shown in Figure 6(a). For this graph, it suffices to remove just one edge, the diagonal positive one, so the CD is 1. (In this example, the solution is unique, in that no other single other

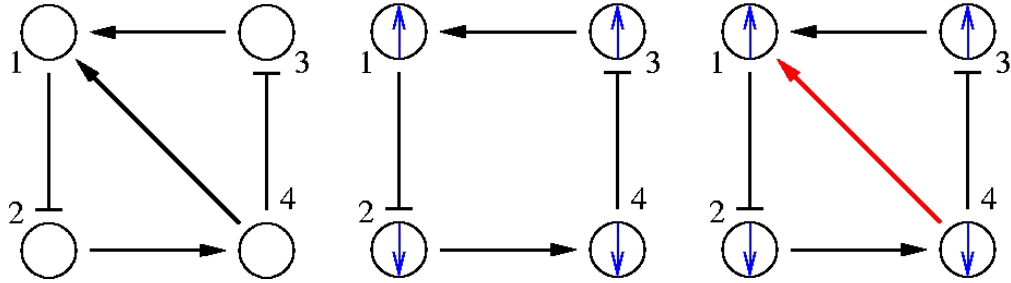


Figure 6: (a) inconsistent graph, (b) consistent subgraph, (c) one inconsistent edge

edge would suffice, but for other graphs there are typically several alternative ways to achieve consistency with a minimal number of deletions.)

After deleting the diagonal, a consistent spin assignment Σ is: $\sigma_1 = \sigma_3 = 1$ and $\sigma_2 = \sigma_4 = -1$, see Figure 6(a). (Another assignment is the one with all spins reversed: $\sigma_1 = \sigma_2 = -1$ and $\sigma_3 = \sigma_4 = 1$.) If we now bring back the deleted edge, we see that in the original graph only the one edge from node 1 to node 4 is inconsistent for the spin assignment Σ (Figure 6(c)).

This example illustrates a general fact: minimizing the number of edges that must be removed so that there remains a consistent graph is equivalent to finding a spin assignment Σ for which the number of inconsistent edges (those for which $J_{ij}\sigma_i\sigma_j = -1$) is minimized.

Yet another rephrasing is as follows. For any spin assignment Σ , let A_+ be the subset of nodes labeled $+1$, and let A_- be the subset of nodes labeled -1 . The set of all nodes is partitioned into A_+ and A_- . (In Figure 6(c), we have $A_+ = \{1, 3\}$ and $A_- = \{2, 4\}$.) Conversely, any partition of the set of nodes into two subsets can be thought of as a spin assignment. With this interpretation, a consistent spin assignment is the same as a partition of the node set into two subsets A_+ and A_- in such a manner that all edges between elements of A_+ be positive, all edges between elements of A_- be positive, and all edges between a node in A_+ and a node in A_- be negative, see Fig.7. More generally, computing the CD amounts to finding a partition

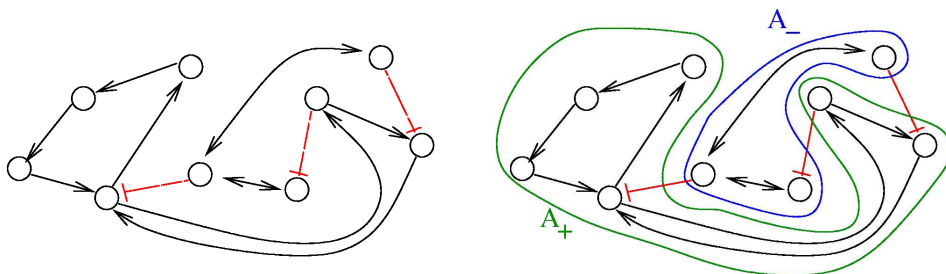


Figure 7: (a) Consistent graph; (b) partition into A_+ and A_-

so that $n_+ + n_- + p$ is minimized, where n_+ is the number of negative edges between nodes in A_+ , n_- is the number of negative edges between nodes in A_- , and p is the number of positive edges between nodes in A_+ and A_- .

A very special case is when the graph has all of its edges labeled negative, that is, $J_{ij} = -1$ for all i, j . Stated in the language of partitions, the CD problem amounts to searching for a partition such that $n_+ + n_-$ is minimized (as there are no positive edges, $p = 0$). Moreover, since there are no positive edges, $n_+ + n_-$ is actually the total number of edges between any two nodes in A_+ or in A_- . Thus, $N - (n_+ + n_-)$ is the

number of remaining edges, that is, the number of edges between nodes in A_1 and A_{-1} . Therefore, minimizing $n_1 + n_{-1}$ is the same as maximizing $N - (n_1 + n_{-1})$. This is precisely the standard “MAX-CUT” problem in computer science.

As a matter of fact, not only is MAX-CUT a particular case, but, conversely, it is possible to reduce the CD problem to MAX-CUT by means of the following trick. For each edge labeled +1, say from v_i to v_j , delete the edge but insert a new node w_{ij} , and two negative edges, one from v_i to w_{ij} and one from w_{ij} to v_j :

$$v_i \rightarrow v_j \quad \rightsquigarrow \quad v_i \dashv w_{ij} \dashv v_j.$$

The enlarged graph has only negative edges, and it is easy to see that the minimal number of edges that have to be removed in order to achieve consistency is the same as the number of edges that would have had to be removed in the original graph. Unfortunately, the MAX-CUT problem is NP-hard. However, the paper [53] gave an approximation polynomial-time algorithm for the CD problem, guaranteed to solve the problem to within 87.9% of the optimum value, as an adaptation of the semi-definite programming relaxation approach to MAX-CUT based on Goemans and Williamson’s work [54]. (Is not enough to simply apply the MAX-CUT algorithm to the enlarged graph obtained by the above trick, because the approximation bound is degraded by the additional edges, so the construction takes some care.)

Relation to Ising spin-glass models

Another interpretation of CD uses the language of statistical mechanics. An *Ising spin-glass model* is defined by a graph G together with an “interaction energy” J_{ij} associated to each edge (in our conventions, J_{ij} is associated to the edge from v_j to v_i). In binary models, $J_{ij} \in \{1, -1\}$, as we have here. A spin-assignment Σ is also called a (magnetic) “spin configuration.” A “non-frustrated” spin-glass model is one for which there is a spin configuration for which every edge is consistent [55–57]. This is the same as a consistent assignment for the graph G in our terminology. Moreover, a spin configuration that maximizes the number of consistent edges is one for which the “free energy” (with no exterior magnetic field):

$$H(\Sigma) = - \sum_{ij} J_{ij} \sigma_i \sigma_j$$

is minimized. This is because, if Σ results in $C(\Sigma)$ consistent edges, then $H(\Sigma) = -C(\Sigma) + I(\Sigma) = T - 2C(\Sigma)$, where $I(\Sigma)$ is the number of non-consistent edges for the assignment Σ and $T = C + I$ is the total number of edges; thus, minimizing $H(\Sigma)$ is the same as maximizing $C(\Sigma)$. A minimizing Σ is called a “ground state”. (A special case is that in which $J_{ij} = -1$ for all edges, the “anti-ferromagnetic case”. This is the same as the MAX-CUT problem.)

Near-monotone systems may be “practically” monotone

Obviously, there is no reason for large biochemical networks to be consistent, and they are not. However, when the number of inconsistencies in a biological interaction graph is small, it may well be the case that the network is in fact consistent in a practical sense. For example, a gene regulatory network represents all *potential* effects among genes. These effects are often mediated by proteins which themselves need to be activated in order to perform their function, and this activation will, in turn, be contingent on the “environmental” context: extracellular ligands, additional genes being expressed which may depend on cell type or developmental stage, and so forth. Thus, depending on the context, different subgraphs of the original graph describe the system, and these graphs may be individually consistent even if the entire graph, the union of all these subgraphs, is not. As an illustration, take the system in Figure 4(c). Suppose that under environmental conditions A,

the edge from 1 to 2 is not present, and under non-overlapping conditions B, the edge from 1 to 3 is not present. Then, under either conditions, A or B, the graph is consistent, even though, formally speaking, the entire network is not consistent.

The closer to consistent, the more likely that this phenomenon may occur.

Some evidence suggesting near-monotonicity of natural networks

Since consistency in biological networks may be desirable, one might conjecture that natural biological networks tend to be consistent. As a way to test this hypothesis, the CD algorithm from [53] was run on the yeast *Saccharomyces cerevisiae* gene regulatory network from [10], downloaded from [58]. (The authors of [10] used the YPD database [59]. Nodes represent genes, and edges are directed from transcription factors, or protein complexes of transcription factors, into the genes regulated by them.) This network has 690 nodes and 1082 edges, of which 221 are negative and 861 are positive (we labeled the one “neutral” edge as positive; the conclusions do not change substantially if we label it negative instead, or if we delete this one edge). The algorithm in [53] provides a CD of 43. In other words, *deleting a mere 4% of edges makes the network consistent*. Also remarkable is the following fact. The original graph has 11 components: a large one of size 664, one of size 5, three of size 3, and six of size 2. All of these components *remain connected* after edge deletion. The deleted edges are all from the largest component, and they are incident on a total of 65 nodes in this component.

To better appreciate if a small CD might happen by chance, the algorithm was also run on random graphs having 690 nodes and 1082 edges (chosen uniformly), of which 221 edges (chosen uniformly) are negative. It was found that, for such random graphs, about 12.6% (136.6 ± 5) of edges have to be removed in order to achieve consistency. (To analyze the scaling of this estimate, we generated random graphs with N nodes and $1.57N$ edges of which $0.32N$ are negative. We found that for $N > 10$, approximately $N/5$ nodes must be removed, thus confirming the result for $N = 690$.) Thus, the CD of the biological network is roughly 15 standard deviations away from the mean for random graphs. Both topology (i.e., the underlying graph) and actual signs of edges contribute to this near-consistency of the yeast network. To justify this assertion, the following numerical experiment was performed. We randomly changed the signs of 50 positive and 50 negative edges, thus obtaining a network that has the same number of positive and negative edges, and the same underlying graph, as the original yeast network, but with 100 edges, picked randomly, having different signs. Now, one needs 8.2% (88.3 ± 7.1) deletions, an amount in-between that obtained for the original yeast network and the one obtained for random graphs. Changing more signs, 100 positives and 100 negatives, leads to a less consistent network, with 115.4 ± 4.0 required deletions, or about 10.7% of the original edges, although still not as many as for a random network.

Decomposing systems into monotone components

Another motivation for the study of near-monotone systems is from decomposition-based methods for the analysis of systems that are interconnections of monotone subsystems. One may “pull out” inconsistent connections among monotone components, in such a manner that the original system can then be viewed as a “negative feedback” loop around an otherwise consistent system (Figure 8). In this interpretation, the number of interconnections among monotone components corresponds to the number of variables being fed-back.

For example, let us take the graph shown in Figure 6(a). The procedure of dropping the diagonal edge and seeing it instead as an external feedback loop can be modeled as follows. The original differential equation $dx_1/dt = f_1(x_1, x_2, x_3, x_4)$ is replaced by the equation $dx_1/dt = f_1(x_1, x_2, x_3, u)$, where the symbol u , which represents an external input signal, is inserted instead of the state variable x_4 . The consistent system in Figure 8 includes the remaining four edges, and the “negative” feedback (negative in the sense that it is

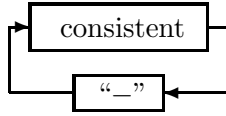


Figure 8: Pulling-out inconsistent connections

inconsistent with the rest of the system) is the connection from x_4 , seen as an “output” variable, back into the input channel represented by u . The closed-loop system obtained by using this feedback is the original system, now viewed as a negative feedback around the consistent system in Figure 6(b).

Generally speaking, the decomposition techniques in [18, 19, 39, 41, 42, 60–66] are most useful if the feedback loop involves few variables. This is equivalent to asking that the graph G associated to the system be close to consistent, in the sense of the CD of G being small. This view of systems as monotone systems—which have strong stability properties, as discussed next,—with negative-feedback regulatory loops around them is very appealing from a control engineering perspective as well.

2.0.1 Dynamical behavior of monotone systems

Continuous-time monotone systems have convergent behavior. For example, they cannot admit any possible stable oscillations [38, 67, 68]. When there is only one steady state, a theorem of Dancer [69] shows—under mild assumptions regarding possible constraints on the values of the variables, and boundedness of solutions—that every solution converges to this unique steady state (monostability). When, instead, there are multiple steady-states, the Hirsch Generic Convergence Theorem [37, 38, 51, 52] is the fundamental result. A *strongly* monotone system is one for which the an initial perturbation $z_i(0) > x_i(0)$ on the concentration of any species propagates as a strict up or down perturbation: $z_j(t) > x_j(t)$ for all $t > 0$ and all indices j for which $\sigma_j = \sigma_i$, and $z_j(t) < x_j(t)$ for all $t > 0$ and all j for which $\sigma_j = -\sigma_i$. Observe that this requirement is stronger (hence the terminology) than merely weak inequalities: $z_j(t) \geq x_j(t)$ or $z_j(t) \leq x_j(t)$ respectively as in Kamke’s Theorem. A sufficient condition for strong monotonicity is that the Jacobian matrices must be irreducible for all x , which basically amounts to asking that the graph G must be strongly connected and that every non-identically zero Jacobian entry be everywhere nonzero. Even though they may have arbitrarily large dimensionality, monotone systems behave in many ways like one-dimensional systems: Hirsch’s Theorem asserts that generic bounded solutions of strongly monotone differential equation systems must converge to the set of steady states. (“Generic” means “every solution except for a measure-zero set of initial conditions.”) In particular, no “chaotic” or other “strange” dynamics can occur. For discrete-time strongly monotone systems, generically also stable oscillations are allowed besides convergence to equilibria, but no more complicated behavior.

The ordered behavior of monotone systems is robust with respect to spatial localization effects as well as signaling delays (such as those arising from transport, transcription, or translation). Moreover, their stability character does not change much if some inconsistent connections are inserted, but only provided that these added connections are weak (“small gain theorem”) or that they operate at a comparatively fast time scale [70].

The intuition behind the convergence results is easy to explain in the very special case of just two interacting species, described by a two-dimensional system with variables $x(t)$ and $y(t)$:

$$\begin{aligned} \frac{dx}{dt} &= f(x, y) \\ \frac{dy}{dt} &= g(x, y). \end{aligned}$$

A system like this is monotone if either (a) the species are mutually activating (or, as is said in mathematical biology, “cooperative”), (b) they are mutually inhibiting (“competitive”), or (c) either x does not affect y , y does not affect x , or neither affects the other. Let us discuss the mutually activating case (a). (Case (b) is similar, and case (c) is easy, since the systems are partially or totally decoupled.) We want to argue that there cannot be any periodic orbit. Suppose that there would be a periodic orbit in which the motion is counterclockwise, as shown in Figure 9(a). We then pick two points in this orbit with identical x coordinates, as indicated by (x, y) and (x, y') in Figure 9(a). These points correspond to the concentrations at two times

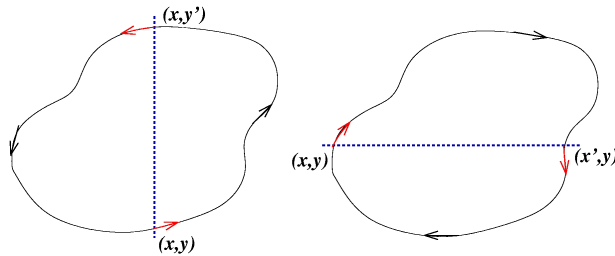


Figure 9: Impossible (a) counterclockwise and (b) clockwise periodic orbits in planar cooperative system, each drawn in the (x, y) -plane.

t_0, t_1 , with $x(t_0) = x(t_1)$ and $y(t_0) < y(t_1)$. Since $y(t_1)$ is larger than $y(t_0)$, x is at the same concentration, and the species are mutually activating, it follows that the rate of change in the concentration x should be comparatively larger at time t_1 than at time t_0 , that is, $f(x, y') \geq f(x, y)$. However, this contradicts the fact that $x(t)$ is increasing at time t_0 ($f(x, y) \geq 0$) but is decreasing at time t_1 ($f(x, y') \leq 0$). The contradiction means that there cannot be any counterclockwise-oriented curve. To show that there cannot be any clockwise-oriented curve, one may proceed by an entirely analogous argument, using two points (x, y) and (x', y) as in Figure 9(b). Of course, the power of monotone systems theory arises in the analysis of systems of higher dimension, since two-dimensional systems are easy to study by elementary phase plane methods.

For general, non-monotone systems, on the other hand, no dynamical behavior, including chaos, can be mathematically ruled out. This is in spite of the fact that some features of non-monotone systems are commonly regarded as having a stabilizing effect. For example, negative feedback loops confer robustness with regard to certain types of structural as well as external perturbations [71–74]. However, and perhaps paradoxically, the behavior of non-monotone systems may also be very fragile: for instance, they can be destabilized by delays in negative feedback paths. Nonetheless, we conjecture that systems that are close to monotone must be better-behaved, generically, than those that are far from monotone. Preliminary evidence (unpublished) for this has been obtained from the analysis of random Boolean networks, at least for discrete analogs of the continuous system, but the work is not yet definitive.

Directed cycles

Intuition suggests that somewhat less than monotonicity should suffice for guaranteeing that no chaotic behavior may arise, or even that no stable limit cycles exist. Indeed, monotonicity amounts to requiring that no undirected negative-parity cycles be present in the graph, but a weaker condition, that no *directed* negative parity cycles exist, should be sufficient to insure these properties. For a strongly connected graph, the property that no directed negative cycles exist is equivalent to the property that no undirected negative cycles exist, because the same proof as given earlier, but applied to directed paths, insures that a consistent spin assignment exists (and hence there cannot be any undirected negative cycles). However, for non-strongly connected graphs, the properties are not the same. On the other hand, every graph can be decomposed as

a cascade of graphs that are strongly connected. This means (aside from some technicalities having to do with Jacobian entries being not identically zero but vanishing on large sets) that systems having no directed negative cycles can be written as a cascade of strongly monotone systems. Therefore, it is natural to conjecture that such cascades have nice dynamical properties. Indeed, under appropriate technical conditions for the systems in the cascade, one may recursively prove convergence to equilibria in each component, appealing to the theory of asymptotically autonomous systems [75] and thus one may conclude global convergence of the entire system [76, 77]. For example, a cascade of the form $dx/dt = f(x)$, $dy/dt = g(x, y)$ where the x system is monotone and where the system $dy/dt = g(x_0, y)$ is monotone for each fixed x_0 , cannot have any attractive periodic orbits (except equilibria). This is because the projection of such an orbit on the first system must be a point x_0 , and hence the orbit must have the form $(x_0, y(t))$. Therefore, it is an attractive periodic orbit of $dy/dt = g(x_0, y)$, and by monotonicity of this latter system we conclude that $y(t) \equiv \text{a constant}$ as well. The argument generalizes to any cascade, by an inductive argument. Also, chaotic attractors cannot exist [78].

The condition of having no directed negative cycles is the weakest one that can be given strictly on the basis of the graph G , because for any graph G with a negative feedback loop there is a system with graph G which admits stable periodic orbits. (First find a limit cycle for the loop, and then use a small perturbation to define a system with nonzero entries as needed, which will still have a limit cycle.)

Positive feedback and stability

The strong global convergence properties of monotone systems mentioned above would seemingly contradict the fact that positive feedback, which tends to increase the direction of perturbations, is allowed in monotone systems, but negative feedback, which tends to stabilize systems, is not. One explanation for this apparent paradox is that the main theorems in monotone systems theory only guarantee that *bounded* solutions converge, but they do not make any assertions about unbounded solutions. For example, the system $dx/dt = -x + x^2$ has the property that every solution starting at an $x(0) > 1$ is unbounded, diverging to $+\infty$, a fact which does not contradict its monotonicity (every one-dimensional system is monotone). This is not as important a restriction as it may seem, because for biochemical systems it is often the case that all trajectories must remain bounded, due to conservation of mass and other constraints. A second explanation is that negative *self-loops* are not ruled out in monotone systems, and such loops, which represent degradation or decay diagonal terms, help insure stability.

Intuition on why negative self-loops do not affect monotonicity

In the definition of the graph associated to a continuous-time system, self-loops (diagonal terms in the Jacobian of the vector field f) were ignored. The theory (Kamke's condition) does not require self-loop information in order to guarantee monotonicity. Intuitively, the reason for this is that a larger initial value for a variable x_i implies a larger value for this variable, at least for short enough time periods, independently of the sign of the partial derivative df_i/dx_i (continuity of flow with respect to initial conditions). For example, consider a degradation equation $dp/dt = -p$, for the concentration $p(t)$ of a protein P. At any time t , we have that $p(t) = e^{-t}p(0)$, where $p(0)$ is the initial concentration. The concentration $p(t)$ is positively proportional to $p(0)$, even though the partial derivative $\frac{\partial(-p)}{\partial p} = -1$ is negative. Note that, in contrast, for a difference equation, a jump may occur: for instance the iteration $p(t+1) = -p(t)$ has the property that the order of two elements is reversed at each time step. Thus, for difference equations, diagonal terms matter.

Multiple time scale analysis may make systems monotone

A system may fail to be monotone due to the effect of negative regulatory loops that operate at a faster time scale than monotone subsystems. In such a case, sometimes an approximate but monotone model may be obtained, by collapsing negative loops into self-loops. Mathematically: a non-monotone system might be a singular perturbation of a monotone system. A trivial linear example that illustrates this point is $dx/dt = -x - y$, $\varepsilon dy/dt = -y + x$, with $\varepsilon > 0$. This system is not monotone (with respect to any orthant cone). On the other hand, for $\varepsilon \ll 1$, the fast variable y tracks x , so the slow dynamics is well-approximated by $dx/dt = -2x$ (monotone, since every scalar system is).

More generally, one may consider $dx/dt = f(x, y)$, $\varepsilon dy/dt = g(x, y)$ such that the fast system $dy/dt = g(x, y)$ has a unique globally asymptotically stable steady state $y = h(x)$ for each x (and possibly a mild input to state stability requirement, as with the special case $\varepsilon dy/dt = -y + h(x)$), and the slow system $dx/dt = f(x, h(x))$ is (strongly) monotone. Then one may expect that the original system inherits global convergence properties, at least for all $\varepsilon > 0$ small enough. The paper [79] employs tools from geometric invariant manifold theory [80,81], taking advantage of the existence of a manifold M_ε invariant for the dynamics, which attracts all near-enough solutions, and with an asymptotic phase property. The system restricted to the invariant manifold M_ε is a regular perturbation of the fast ($\varepsilon = 0$) system, and hence inherits strong monotonicity properties. So, solutions in the manifold will be generally well-behaved, and asymptotic phase implies that solutions track solutions in M_ε , and hence also converge to equilibria if solutions on M_ε do. However, the technical details are delicate, because strong monotonicity only guarantees generic convergence, and one must show that the generic tracking solutions start from the “good” set of initial conditions, for generic solutions of the large system.

Discrete-time systems

As discussed, for autonomous differential equations monotonicity implies that stable periodic behaviors will not be observed, and moreover, under certain technical assumptions, all trajectories must converge to steady states. This is not exactly true for difference equation models, but a variant does hold: for discrete-time monotone systems, trajectories must converge to either steady states *or periodic orbits*. In general, even the simplest difference equations may exhibit arbitrarily complicated (chaotic) behavior, as shown by the logistic iteration in one dimension $x(t+1) = kx(t)(1-x(t))$ for appropriate values of the parameter k [82]. However, for monotone difference equations, a close analog of Hirsch’s Generic Convergence Theorem is known. Specifically, suppose that the equations are point-dissipative, meaning that all solutions converge to a bounded set [83], and that the system is strongly monotone, in the sense that the Jacobian matrix $(\partial f_i / \partial x_j)$ is irreducible at all states. Then, a result of Tereščák and coworkers [84–87] shows that there is a positive integer m such that generic solutions (in an appropriate sense of genericity) converge to periodic orbits with period at most m . Results also exist under less than strong monotonicity, just as in the continuous case, for example when steady states are unique [69].

Difference equations allow one to study wider classes of systems. As a simple example, consider the nondimensionalized harmonic oscillator (idealized mass-spring system with no damping), which has equations

$$\begin{aligned} \frac{dx}{dt} &= y \\ \frac{dy}{dt} &= -x. \end{aligned}$$

(For this example, we allow variables to be negative; these variables might indicate deviations of concentrations from some reference value.) This system is not monotone, since $v_1 \rightarrow v_2$ is negative and $v_1 \rightarrow v_2$ is positive, so

that its graph has a negative loop. On the other hand, suppose that one looks at this system every Δt seconds, where $\Delta t = \pi$. The discrete-time system that results (using a superscript $+$ to indicate time-stepping) is now:

$$\begin{aligned} x^+ &= -y \\ y^+ &= -x \end{aligned}$$

(this is obtained by solving the differential equation on an interval of length π). This system is monotone (both $v_1 \rightarrow v_2$ and $v_2 \rightarrow v_1$ are negative). Every trajectory of this discrete system is, in fact, of period two: $(x_0, y_0) \rightarrow (-y_0, -x_0) \rightarrow (x_0, y_0) \rightarrow \dots$. This periodic property for the difference equation corresponds to the period- 2π behavior of the original differential equation.

Oscillatory behaviors

Stable periodic behaviors are ruled-out in autonomous monotone continuous-time systems. However, stable periodic orbits may arise through various external mechanisms. Three examples are (1) inhibitory negative feedback from some species into others in a monotone monostable system, (2) the generation of relaxation oscillations from a hysteresis parametric behavior by negative feedback on parameters by species in a monotone system, and (3) entrainment of external periodic signals. These general mechanisms are classical and well-understood for simple, one or two-dimensional, dynamics, and they may be generalized to the case where the underlying system is higher-dimensional but monotone.

Embeddings in monotone systems

As observed by Gouzé [88, 89], any n -dimensional system can be viewed as a subsystem of a $2n$ -dimensional monotone system. The mathematical trick is to first duplicate every variable (species), introducing a “dual” species, and then to replace every inconsistent edge by an edge connecting the source species and the “dual” of its target (and vice-versa). The construction is illustrated in Fig.10. At first, this embedding result may seem



Figure 10: (a) duplicated inconsistent graph, (b) replacing arrows and consistent assignment

paradoxical, since all monotone (or strongly monotone) systems have especially nice dynamical behaviors, such as not having any attractive periodic orbits or chaotic attractors, and of course non-monotone systems may admit such behaviors. However, there is no contradiction. A non-monotone subsystem of a monotone system may well have, say, a chaotic attractor or a stable periodic orbit: it is just that this attractor or orbit will be unstable when seen as a subset of the extended ($2n$ -dimensional) state space. Not only there is no contradiction, but a classical construction of Smale [90] shows that indeed any possible dynamics can be embedded in a larger monotone system. More generally, the Hirsch Generic Convergence Theorem guarantees convergence to equilibria from *almost every* initial condition; applied to the above construction, in general the exceptional set of initial conditions would include the “thin” set corresponding to the embedded subsystem. Yet, one may ask what happens for example if the larger $2n$ -system has a unique equilibrium. In that case, it is known [69] that every trajectory converges (not merely generic ones), so, in particular, the embedded subsystem must also be “well-behaved”. Thus, systems that may be embedded by the above trick into

monotone systems with unique equilibria will have global convergence to equilibria. This property amounts to the “small gain theorem” shown in [39], see [42] for a discussion and further results using this embedding idea.

Discrete systems

We remark that one may also study difference equations for which the state components are only allowed to take values out of a finite set. For example, in Boolean models of biological networks, each variable $x_i(t)$ can only attain two values (0/1 or “on/off”). These values represent whether the i th gene is being expressed, or the concentration of the i th protein is above certain threshold, at time t . When detailed information on kinetic rates of protein-DNA or protein-protein interactions is lacking, and especially if regulatory relationships are strongly sigmoidal, such models are useful in theoretical analysis, because they serve to focus attention on the basic dynamical characteristics while ignoring specifics of reaction mechanisms [91–95]).

For difference equations over finite sets, such as Boolean systems, it is quite clear that all trajectories must either settle into equilibria or to periodic orbits, whether the system is monotone or not. However, cycles in discrete systems may be arbitrarily long and these might be seen as “chaotic” motions. Monotone systems, while also settling into steady states or periodic orbits, have generally shorter cycles. This is because periodic orbits must be anti-chains, i.e. no two different states can be compared; see [37, 96]. For example, consider a discrete-time system in which species concentrations are quantized to the k values $\{0, \dots, k-1\}$; we interpret monotonicity with respect to the partial order: $(a_1, \dots, a_n) \leq (b_1, \dots, b_n)$ if every coordinate $a_i \leq b_i$. For non-monotone systems, orbits can have as many as k^n states. On the other hand, monotone systems cannot have orbits of size more than the width (size of largest antichains) of $P = \{0, \dots, k-1\}^n$, which can be interpreted as the set of multisubsets of an n -element set, or equivalently as the set of divisors of a number of the form $(p_1 p_2 \dots p_n)^{k-1}$ where the p_i 's are distinct primes. The width of P is the number of possible vectors (i_1, \dots, i_n) such that $\sum i_j = \lfloor kn/2 \rfloor$ and each $i_j \in \{0, \dots, k-1\}$. This is a generalization of Sperner's Theorem; see [97]. For example, for $n = 2$, periodic orbits in a monotone system evolving on $\{0, \dots, k-1\}^2$ cannot have length larger than k , while non-monotone systems on $\{0, \dots, k-1\}^2$ can have a periodic orbit of period k^2 . As another example, arbitrary Boolean systems (i.e., the state space is $\{0, 1\}^n$) can have orbits of period up to 2^n , but monotone systems cannot have orbits of size larger than $\binom{n}{\lfloor n/2 \rfloor} \approx 2^n \sqrt{2/(n\pi)}$. These are all classical facts in Boolean circuit design [96]. It is worth pointing out that any anti-chain P_0 can be seen as a periodic orbit of a monotone system. This is proved as follows: we enumerate the elements of P_0 as x_1, \dots, x_ℓ , and define $f(x_i) = x_{i-1}$ for all i modulo ℓ . Then, f can be extended to all elements of the state space by defining $f(x) = (0, \dots, 0)$ for every x which has the property that $x < x_i$ for some $x_i \in P_0$ and $f(x) = (k-1, \dots, k-1)$ for every x which is not $\leq x_i$ for any $x_i \in P_0$. It is easy to see that this is a monotone map [96, 98].

While on the subject of discrete and in particular Boolean systems, we mention a puzzling fact: any Boolean function may be implemented by using just two inverters, with all other gates being monotone. In other words, a circuit computing any Boolean rule whatsoever may be built so that its “consistency deficit” is just two. This is a well-known fact in circuit design [96, 99]. Here is one solution, from [100]. One first shows how to implement the Boolean function that takes as inputs three bits A, B, C and outputs the vector of three

complements ($\text{not}A, \text{not}B, \text{not}C$), by using this sequence of operations:

$$\begin{aligned}
 2or3ones &= (A \wedge B) \vee (A \wedge C) \vee (B \wedge C) \\
 0or1ones &= \text{not}(2or3ones) \\
 1one &= 0or1ones \wedge (A \vee B \vee C) \\
 1or3ones &= 1one \vee (A \wedge B \wedge C) \\
 0or2ones &= \text{not}(1or3ones) \\
 0ones &= 0or2ones \wedge 0or1ones \\
 2ones &= 0or2ones \wedge 2or3ones \\
 \text{not}A &= 0ones \vee (1one \wedge (B \vee C)) \vee (2ones \wedge (B \wedge C)) \\
 \text{not}B &= 0ones \vee (1one \wedge (A \vee C)) \vee (2ones \wedge (A \wedge C)) \\
 \text{not}C &= 0ones \vee (1one \wedge (A \vee B)) \vee (2ones \wedge (A \wedge B))
 \end{aligned}$$

(the node labeled “2or3ones” computes the Boolean function “the input has exactly 2 or 3 ones” and so forth). Note that only two inverters have been used. If we now want to invert four bits A, B, C, D , we build the above circuit, but we implement the inversion of the three bits ($2or3ones, 1or3ones, D$) by a subcircuit with only two inverters. With a similar recursive construction, one may invert an arbitrary number of bits, using just two inverters.

(continued in Part 2)

References

- [1] A. Novic and M. Weiner. Enzyme induction as an all-or-none phenomenon. *Proc. Natl. Acad. Sci. U.S.A.*, 43:553–566, 1957.
- [2] J. Monod and F. Jacob. Teleonomic mechanisms in cellular metabolism, growth and differentiation,. *Cold Spring Harb. Symp. Quant. Biol.*, 26:389–401, 1961.
- [3] J. Lewis, J.M. Slack, and L. Wolpert. Thresholds in development. *J. Theor. Biol.*, 65:579–590, 1977.
- [4] L.A. Segel. *Modeling dynamic phenomena in molecular and cellular biology*. Cambridge University Press, Cambridge, 1984.
- [5] D.L. DeAngelis, W.M. Post, and C.C. Travis. *Positive Feedback in Natural Systems*. Springer-Verlag, New York, 1986.
- [6] R. Thomas and R. D’ari. *Biological feedback*. CRC Press, Boca Raton, 1990.
- [7] A. Goldbeter. *Biochemical Oscillations and Cellular Rhythms*. Cambridge University Press, Cambridge, 1996.
- [8] J.P. Keener and J. Sneyd. *Mathematical Physiology*. Springer-Verlag, New York, 1998.
- [9] J.D. Murray. *Mathematical Biology, I, II: An introduction*. Springer-Verlag, New York, 2002.
- [10] R. Milo, S. Shen-Orr, S. Itzkovitz, N. Kashtan, D. Chklovskii, and U. Alon. Network motifs: Simple building blocks of complex networks. *Science*, 298:824–827, 2002.
- [11] L. Edelstein-Keshet. *Mathematical Models in Biology*. SIAM, Philadelphia, 2005.
- [12] M. Ptashne. *A Genetic Switch: Phage λ and Higher Organisms*. Cell Press and Blackwell Scientific Publications, Cambridge MA, 1992.
- [13] E. Plahte, T. Mestl, and W.S. Omholt. Feedback circuits, stability and multistationarity in dynamical systems. *J. Biol. Sys.*, 3:409–413, 1995.
- [14] O. Cinquin and J. Demongeot. Positive and negative feedback: striking a balance between necessary antagonists. *J. Theor. Biol.*, 216:229–241, 2002.
- [15] J.L. Gouze. Positive and negative circuits in dynamical systems. *J. Biol. Sys.*, 6:11–15, 1998.
- [16] R. Thomas and M. Kaufman. Multistationarity, the basis of cell differentiation and memory. i. structural conditions of multistationarity and other nontrivial behavior. *Chaos*, 11:170–179, 2001.
- [17] E. Remy, B. Mosse, C. Chaouiya, and D. Thieffry. A description of dynamical graphs associated to elementary regulatory circuits. *Bioinformatics*, 19 (Suppl 2):ii172ii178, 2003.
- [18] D. Angeli and E.D. Sontag. Multi-stability in monotone input/output systems. *Systems Control Lett.*, 51(3-4):185–202, 2004.
- [19] D. Angeli, J. E. Ferrell, and E.D. Sontag. Detection of multistability, bifurcations, and hysteresis in a large class of biological positive-feedback systems. *Proc Natl Acad Sci USA*, 101(7):1822–1827, February 2004. A revision of Suppl. Fig. 7(b) is here: [http://www.math.rutgers.edu/\(tilde\)sontag/FTPDIR/nullclines-f-g-REV.jpg](http://www.math.rutgers.edu/(tilde)sontag/FTPDIR/nullclines-f-g-REV.jpg); and typos can be found here: [http://www.math.rutgers.edu/\(tilde\)sontag/FTPDIR/angeli-ferrell-sontag-pnas04-errata.txt](http://www.math.rutgers.edu/(tilde)sontag/FTPDIR/angeli-ferrell-sontag-pnas04-errata.txt).

- [20] P.E. Rapp. A theoretical investigation of a large class of biochemical oscillations. *Math Biosciences*, 25:165–188, 1975.
- [21] S. Hastings, J. Tyson, and D. Webster. Existence of periodic solutions for negative feedback cellular control systems. *J. Diff. Eqs.*, 25:39–64, 1977.
- [22] J. Tyson and H.G. Othmer. The dynamics of feedback control circuits in biochemical pathways. *Progr. Theor. Biol.*, 5:1–60, 1978.
- [23] R. Thomas. On the relation between the logical structure of systems and their ability to generate multiple steady states or sustained oscillations. *Springer Ser. Synergetics*, 9:180–193, 1981.
- [24] E.D. Sontag. *Mathematical Control Theory. Deterministic Finite-Dimensional Systems*, volume 6 of *Texts in Applied Mathematics*. Springer-Verlag, New York, second edition, 1998.
- [25] B.N. Kholodenko. Negative feedback and ultrasensitivity can bring about oscillations in the mitogen-activated protein kinase cascades. *Eur. J. Biochem*, 267:1583–1588, 2000.
- [26] W. Sha, J. Moore, K. Chen, A.D. Lassaletta, C.S. Yi, J.J. Tyson, and J.C. Sible. Hysteresis drives cell-cycle transitions in *xenopus laevis* egg extracts. *Proc. Natl. Acad. Sci. USA*, 100:975–980, 2003.
- [27] J. R. Pomerening, E.D. Sontag, and J. E. Ferrell. Building a cell cycle oscillator: hysteresis and bistability in the activation of *cdc2*. *Nat Cell Biol*, 5(4):346–351, April 2003. Supplementary materials 2-4 are here: [http://www.math.rutgers.edu/~\(tilde\)sontag/FTPDIR/pomerening-sontag-ferrell-additional.pdf](http://www.math.rutgers.edu/~(tilde)sontag/FTPDIR/pomerening-sontag-ferrell-additional.pdf).
- [28] D. Angeli and E.D. Sontag. Interconnections of monotone systems with steady-state characteristics. In *Optimal control, stabilization and nonsmooth analysis*, volume 301 of *Lecture Notes in Control and Inform. Sci.*, pages 135–154. Springer, Berlin, 2004.
- [29] S. Mangan and U. Alon. Structure and function of the feed-forward loop network motif. *Proc. Natl. Acad. Sci. USA*, 110:11980–11985, 2003.
- [30] S. Mangan, A. Zaslaver, and U. Alon. The coherent feedforward loop serves as a sign-sensitive delay element in transcription networks. *J. Molec. Bio.*, 334:197–204, 2003.
- [31] B.L. Clarke. Stability of complex reaction networks. In I. Prigogine and S.A. Rice, editors, *Advances in Chemical Physics*, pages 1–215. John Wiley, New York, 1980.
- [32] F.J.M. Horn. The dynamics of open reaction systems. In *Mathematical aspects of chemical and biochemical problems and quantum chemistry (Proc. SIAM-AMS Sympos. Appl. Math., New York, 1974)*, pages 125–137. Amer. Math. Soc., Providence, 1974. SIAM-AMS Proceedings, Vol. VIII.
- [33] F.J.M. Horn and R. Jackson. General mass action kinetics. *Arch. Rational Mech. Anal.*, 49:81–116, 1972.
- [34] M. Feinberg and F.J.M. Horn. Dynamics of open chemical systems and algebraic structure of underlying reaction network. *Chemical Engineering Science*, 29:775–787, 1974.
- [35] M. Feinberg. Chemical reaction network structure and the stability of complex isothermal reactors - i. the deficiency zero and deficiency one theorems. *Chemical Engr. Sci.*, 42:2229–2268, 1987.
- [36] M. Feinberg. The existence and uniqueness of steady states for a class of chemical reaction networks. *Archive for Rational Mechanics and Analysis*, 132:311–370, 1995.

- [37] H. Smith. *Monotone dynamical systems: An introduction to the theory of competitive and cooperative systems*, *Mathematical Surveys and Monographs*, vol. 41. AMS, Providence, RI, 1995.
- [38] M. Hirsch and H.L. Smith. Monotone dynamical systems. In *Handbook of Differential Equations, Ordinary Differential Equations (second volume)*. Elsevier, Amsterdam, 2005.
- [39] D. Angeli and E.D. Sontag. Monotone control systems. *IEEE Trans. Automat. Control*, 48(10):1684–1698, 2003. Errata are here: [http://www.math.rutgers.edu/\(tilde\)sontag/FTPDIR/angeli-sontag-monotone-TAC03-typus.txt](http://www.math.rutgers.edu/(tilde)sontag/FTPDIR/angeli-sontag-monotone-TAC03-typus.txt).
- [40] P. de Leenheer, D. Angeli, and E.D. Sontag. Monotone chemical reaction networks. *J. Math Chemistry*, to appear, 2006.
- [41] E.D. Sontag. Some new directions in control theory inspired by systems biology. *IEE Proc. Systems Biology*, 1:9–18, 2004.
- [42] G.A. Enciso, H.L. Smith, and E.D. Sontag. Non-monotone systems decomposable into monotone systems with negative feedback. *J. of Differential Equations*, 224:205–227, 2006.
- [43] M. Feinberg. Some recent results in chemical reaction network theory. In R. Aris, D. G. Aronson, and H. L. Swinney, editors, *Patterns and Dynamics in Reactive Media*, *IMA Vol. Math. Appl.* 37, page 4370. Springer, Berlin, 1991.
- [44] V.N. Reddy, M.L. Mavrouniotis, and M.N. Liebman. Petri net representations in metabolic pathways. *Proc. Int. Conf. Intell. Syst. Mol. Biol.*, 1:328–336, 1993.
- [45] I. Zevedei-Oancea and S. Schuster. Topological analysis of metabolic networks based on petri net theory. *In Silico Biol.*, 3:0029–, 2003.
- [46] G. Craciun and M. Feinberg. Multiple equilibria in complex chemical reaction networks: I. the injectivity property. *SIAM Journal on Applied Mathematics*, 65:1526–1546, 2005.
- [47] G. Craciun and M. Feinberg. Multiple equilibria in complex chemical reaction networks: II. the species-reactions graph. *SIAM Journal on Applied Mathematics*, 66:1321–1338, 2006.
- [48] D. Angeli and E.D. Sontag. Translation-invariant monotone systems, and a global convergence result for enzymatic futile cycles. *Nonlinear Analysis Series B: Real World Applications*, to appear, 2006.
- [49] D. Angeli, P. de Leenheer, and E.D. Sontag. A Petri net approach to the study of persistence in chemical reaction networks. (Submitted to *Mathematical Biosciences*, also arXiv q-bio.MN/068019v2, 10 Aug 2006), 2006.
- [50] D. Angeli, P. de Leenheer, and E.D. Sontag. On the structural monotonicity of chemical reaction networks. In *Proc. IEEE Conf. Decision and Control, San Diego, Dec. 2006*. IEEE, 2006. (to appear).
- [51] M. Hirsch. Differential equations and convergence almost everywhere in strongly monotone flows. *Contemporary Mathematics*, 17:267–285, 1983.
- [52] M. Hirsch. Systems of differential equations that are competitive or cooperative ii: Convergence almost everywhere. *SIAM J. Mathematical Analysis*, 16:423–439, 1985.
- [53] B. DasGupta, G.A. Enciso, E.D. Sontag, and Y. Zhang. Algorithmic and complexity aspects of decompositions of biological networks into monotone subsystems. *BioSystems*, to appear, 2006.

- [54] M. Goemans and D. Williamson. Improved approximation algorithms for maximum cut and satisfiability problems using semidefinite programming. *Journal of the ACM*, 42:1115–1145, 1995.
- [55] F. Barahona. On the computational complexity of Ising spin glass models. *J. Phys. A. Math. Gen.*, 15:3241–3253, 1982.
- [56] C. De Simone, M. Diehl, M. Junger, P. Mutzel, G. Reinelt, and G. Rinaldi. Exact ground states of Ising spin glasses: New experimental results with a branch and cut algorithm. *Journal of Statistical Physics*, 80:487–496, 1995.
- [57] S. Istrail. Statistical mechanics, three-dimensionality and np-completeness: I. universality of intractability of the partition functions of the Ising model across non-planar lattices. In *Proceedings of the 32nd ACM Symposium on the Theory of Computing (STOC00)*, pages 87–96. ACM Press, 2000.
- [58] <http://www.weizmann.ac.il/mcb/UriAlon/Papers/networkMotifs/yeastData.mat>.
- [59] Maria C. Costanzo, Matthew E. Crawford, Jodi E. Hirschman, Janice E. Kranz, Philip Olsen, Laura S. Robertson, Marek S. Skrzypek, Burkhard R. Braun, Kelley Lennon Hopkins, Pinar Kondu, Carey Lengieza, Jodi E. Lew-Smith, Michael Tillberg, and James I. Garrels. YPDTM, PombePDTM and WormPDTM: model organism volumes of the BioKnowledge™ Library, an integrated resource for protein information. *Nucl. Acids Res.*, 29(1):75–79, 2001.
- [60] E.D. Sontag. Molecular systems biology and control. *Eur. J. Control*, 11(4-5):396–435, 2005.
- [61] D. Angeli, P. de Leenheer, and E.D. Sontag. A small-gain theorem for almost global convergence of monotone systems. *Systems Control Lett.*, 52(5):407–414, 2004.
- [62] P. de Leenheer, D. Angeli, and E.D. Sontag. On predator-prey systems and small-gain theorems. *Math. Biosci. Eng.*, 2(1):25–42, 2005.
- [63] G. Enciso and E.D. Sontag. Monotone systems under positive feedback: multistability and a reduction theorem. *Systems Control Lett.*, 54(2):159–168, 2005.
- [64] P. De Leenheer and M. Malisoff. A small-gain theorem for monotone systems with multivalued input-state characteristics. *IEEE Trans. Automat. Control*, 51:287–292, 2006.
- [65] G. A. Enciso and E.D. Sontag. Global attractivity, I/O monotone small-gain theorems, and biological delay systems. *Discrete Contin. Dyn. Syst.*, 14(3):549–578, 2006.
- [66] T. Gedeon and E.D. Sontag. Oscillations in multi-stable monotone systems with slowly varying feedback. *J. of Differential Equations*, page to appear, 2006.
- [67] K. Hadeler and D. Glas. Quasimonotone systems and convergence to equilibrium in a population genetics model. *J. Math. Anal. Appl.*, 95:297–303, 1983.
- [68] M.W. Hirsch. The dynamical systems approach to differential equations. *Bull. A.M.S.*, 11:1–64, 1984.
- [69] E.N. Dancer. Some remarks on a boundedness assumption for monotone dynamical systems. *Proc. of the AMS*, 126:801–807, 1998.
- [70] L. Wang and E.D. Sontag. Almost global convergence in singular perturbations of strongly monotone systems. In *Positive Systems*, pages 415–422. Springer-Verlag, Berlin/Heidelberg, 2006. (Lecture Notes in Control and Information Sciences Volume 341, Proceedings of the second Multidisciplinary International Symposium on Positive Systems: Theory and Applications (POSTA 06) Grenoble, France).

- [71] J.C. Doyle, B. Francis, and A. Tannenbaum. *Feedback Control Theory*. MacMillan publishing Co., 1990.
- [72] R. Sepulchre, M. Jankovic, and P.V. Kokotović. *Constructive Nonlinear Control*. Springer-Verlag, London, 1997.
- [73] E.D. Sontag. Stability and stabilization: discontinuities and the effect of disturbances. In *Nonlinear analysis, differential equations and control (Montreal, QC, 1998)*, volume 528 of *NATO Sci. Ser. C Math. Phys. Sci.*, pages 551–598. Kluwer Acad. Publ., Dordrecht, 1999.
- [74] H.K. Khalil. *Nonlinear Systems, Third Edition*. Prentice Hall, Upper Saddle River, NJ, 2002.
- [75] H.R. Thieme. Convergence results and a poincaré-bendixson trichotomy for asymptotically autonomous differential equations. *J. Math. Biol.*, 30:755–763, 1992.
- [76] M. Hirsch. Convergent activation dynamics in continuous-time networks. *Neural Networks*, 2:331–349, 1989.
- [77] H.L. Smith. Convergent and oscillatory activation dynamics for cascades of neural nets with nearest neighbor competitive or cooperative interactions. *Neural Networks*, 4:41–46, 1991.
- [78] D. Angeli, M. Hirsch, and E.D. Sontag. Remarks on cascades of strongly monotone systems. in preparation.
- [79] L. Wang and E.D. Sontag. A remark on singular perturbations of strongly monotone systems. In *Proc. IEEE Conf. Decision and Control, San Diego, Dec. 2006*. IEEE, 2006. (to appear).
- [80] N. Fenichel. Geometric singular perturbation theory for ordinary differential equations. *J. of Differential Equations*, 31:53–98, 1979.
- [81] C.K.R.T. Jones. Geometric singular perturbation theory. In *Dynamical Systems (Montecatini Terme, 1994)*, *Lect. Notes in Math. 1609*. Springer-Verlag, Berlin, 1994.
- [82] R. Devaney. *An Introduction to Chaotic Dynamical Systems, 2nd ed.* Addison-Wesley, Redwood City, 1989.
- [83] J.K. Hale. *Asymptotic Behavior of Dissipative Systems*. Amer. Math. Soc., Providence, 1988.
- [84] P. Poláčik and I. Tereščák. Convergence to cycles as a typical asymptotic behavior in smooth strongly monotone discrete-time dynamical systems. *Arch. Rational Mech. Anal.*, 116:339–360, 1992.
- [85] P. Poláčik and I. Tereščák. Exponential separation and invariant bundles for maps in ordered banach spaces with applications to parabolic equations. *J. Dynam. Differential Equations*, 5:279–303, 1993.
- [86] P. Hess and P. Poláčik. Boundedness of prime periods of stable cycles and convergence to fixed points in discrete monotone dynamical systems. *SIAM J. Math. Anal.*, 24:1312–1330, 1993.
- [87] I. Tereščák. Dynamics of c^1 smooth strongly monotone discrete-time dynamical system. Technical report, Comenius University, Bratislava, 1996.
- [88] J.-L. Gouze. A criterion of global convergence to equilibrium for differential systems. application to lotka-volterra systems. Technical Report RR-0894, INRIA, 1988.
- [89] J.-L. Gouze and K. P. Hadeler. Order intervals and monotone flow. *Nonlinear World*, 1:23–34, 1994.

- [90] S. Smale. On the differential equations of species in competition. *Journal of Mathematical Biology*, 3:5–7, 1976.
- [91] S.A. Kauffman. Metabolic stability and epigenesis in randomly constructed genetic nets. *Journal of Theoretical Biology*, 22:437–467, 1969.
- [92] S.A. Kauffman. Homeostasis and differentiation in random genetic control networks. *Nature*, 224:177–178, 1969.
- [93] S.A. Kauffman and K. Glass. The logical analysis of continuous, nonlinear biochemical control networks. *Journal of Theoretical Biology*, 39:103–129, 1973.
- [94] R. Albert and H.G. Othmer. The topology of the regulatory interactions predicts the expression pattern of the *drosophila* segment polarity genes. *J. Theor. Biol.*, 223:1–18, 2003.
- [95] M. Chaves, R. Albert, and E.D. Sontag. Robustness and fragility of Boolean models for genetic regulatory networks. *J. Theoret. Biol.*, 235(3):431–449, 2005.
- [96] E.N. Gilbert. Lattice theoretic properties of frontal switching functions. *Journal of Mathematics and Physics*, 33:57–67, 1954.
- [97] I. Anderson. *Combinatorics of Finite Sets*. Dover Publications, Mineola, N.Y., 2002.
- [98] J. Aracena, J. Demongeot, and E. Goles. On limit cycles of monotone functions with symmetric connection graph. *Theor. Comput. Sci.*, 322(2):237–244, 2004.
- [99] M.L. Minsky. *Computation: finite and infinite machines*. Prentice-Hall, Englewood Cliffs, N.J., 1967.
- [100] Clive Maxfield. How to invert three signals with only two not gates (and *no* xor gates). Technical report, <http://www.mobilehandsetdesignline.com>, 2006.