

# Precise Timing in Strongly Heterogeneous Neural Networks with Delays

Raoul-Martin Memmesheimer<sup>1,2,3</sup> and Marc Timme<sup>1,2,4</sup>

<sup>1</sup>*Max-Planck-Institut für Dynamik und Selbstorganisation (MPIDS), 37073 Göttingen, Germany,*

<sup>2</sup>*Bernstein Center for Computational Neuroscience (BCCN) Göttingen,*

<sup>3</sup>*Fakultät für Physik, Georg-August-Universität Göttingen, and*

<sup>4</sup>*Center for Applied Mathematics, Cornell University, Ithaca, NY 14853, USA*

(Dated: Wed, 21 Dec 2005 13:14:58 +0100)

Precise timing of spikes and temporal locking are discussed key elements of neural computation. Here we demonstrate how even strongly heterogeneous, deterministic neural networks with delayed interactions and complex topology can exhibit periodic patterns of spikes that are precisely timed. We develop an analytical method to design networks exhibiting a predefined pattern. Such patterns may be arbitrarily long and of complicated temporal structure. We point out that the same pattern can exist in very different networks and have different stability properties.

PACS numbers: 87.18.Sn, 89.75.Fb, 89.75.Hc, 05.45.-a

Repeated patterns of precisely timed spikes have been experimentally observed in different neuronal systems [1, 2, 3, 4]. They correlate with internal and external stimuli and are thus discussed to be essential for neural information processing (see, e.g., [5]). Their dynamical origin, however, is unknown. One possible explanation for their occurrence is the existence of excitatorily coupled feed-forward structures, synfire chains [6, 7, 8], which are embedded in a network of otherwise random connectivity and receive a large number of random external inputs. Other studies point out that spike patterns can originate as attractors of deterministic recurrent neural networks if inhibitory interactions dominate [9, 10]. These studies consider interactions without delays. Delays, however, are known to be significant in biological neural systems [11] and to have a strong impact onto even the qualitative dynamics of neural networks (cf. [12, 13, 14, 15, 16, 17]). For instance, already homogeneous networks of globally coupled neural oscillators that exhibit a unique attractor for zero delay [12], instead display many qualitatively different attractors, excluding the original one, in the presence of arbitrarily small delays [13, 16]. A first step towards including delays into the exact analysis of spike patterns [18] takes into account only weak parameter inhomogeneities and is restricted to simple patterns that are unrealistically short: the spike time difference of the neurons is bounded above approximately by the typical delay time of the interactions. It is thus still an open question whether and how a deterministic neural network, despite simultaneously exhibiting delayed interactions and strong heterogeneities, can yet display patterns of precisely timed spikes.

In this Letter we present an exact analytical method to design neural networks with delayed interactions that exhibit a given periodic spike pattern of arbitrary temporal extent. The analysis shows that even networks of different types of neurons, complex topologies and strong heterogeneities both in the synaptic strengths and in the delay times can yet display patterns of spikes that are timed

precisely. In general, the stored patterns may be complicated, including multiple firings of the same neuron and silent neurons that never fire. The class of networks realizing a simple periodic pattern, i.e. one in which each neuron fires exactly once before the sequence repeats, is derived and parameterized analytically. The network may have a mixture of both excitatory and inhibitory couplings, with the stability of a pattern depending on the particular coupling architecture.

Consider a network of  $N$  oscillatory neurons that interact by sending and receiving spikes via directed delayed connections. One phase-like variable  $\phi_l(t)$  specifies the state of each neuron  $l \in \{1, \dots, N\}$  at time  $t$ . A strictly monotonic increasing rise function  $U_l$  defines the membrane potential  $U_l(\phi_l)$  of the neuron, representing its subthreshold dynamics [12]. In the absence of interactions, the phases increase uniformly obeying  $d\phi_l/dt = 1$ . When  $\phi_l$  reaches the threshold,  $\phi_l(t^-) = \Theta_l$ , it is reset,  $\phi_l(t) = 0$ , and a spike is emitted. After a delay time  $\tau_{ml}$  this spike signal reaches the post-synaptic neuron  $m$ , inducing an instantaneous phase jump

$$\phi_m(t + \tau_{ml}) = H_{\varepsilon_{ml}}^{(m)}\left(\phi_m\left((t + \tau_{ml})^-\right)\right), \quad (1)$$

mediated by the transfer function  $H_{\varepsilon}^{(m)}(\phi) = U_m^{-1}(U_m(\phi) + \varepsilon)$  that is strictly monotonic increasing, both as a function of  $\varepsilon$  and of  $\phi$ . Here,  $\varepsilon_{ml}$  denotes the strength of the coupling from neuron  $l$  to  $m$ . Sending and receiving of spikes are the only nonlinear events occurring in these systems. For simplicity of presentation, we here focus on non-degenerate events: We consider arbitrary periodic patterns in which (i) all spikes are sent at non-identical times and (ii) received at non-identical times, and (iii) neurons receiving a spike do not generate a new spike at the same time. We focus on networks of identical neurons  $U_l(\phi) \equiv U(\phi)$  with the same intrinsic inter-spike intervals fixed by  $\Theta_l \equiv 1$  and of identical delays  $\tau_{ml} \equiv \tau$ , as well as on patterns without silent (non-spiking) neurons. Nevertheless, the methods developed

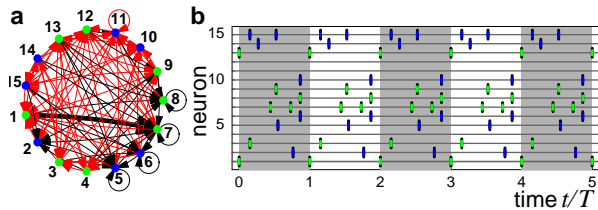


Figure 1: (color online) Complicated spike pattern in a small network ( $N = 15$ ). (a) Network of eight integrate-and-fire (green) and seven Mirollo-Strogatz (blue) neurons with distributed thresholds  $\Theta_l \in [0.5, 2.0]$  and delays  $\tau_{ml} \in [0.1, 0.9]$  and either absent or directed excitatory (black) or inhibitory (red) connections (thicknesses proportional to coupling strengths). (b) The spiking dynamics (green and blue bars according to neuron type) of the network shown in (a) perfectly agrees with the predefined pattern (period  $T = 1.3$ ) of precisely timed spikes (black bars underlying the colored ones). The pattern includes several simultaneous spikes. Three neurons,  $l \in \{4, 11, 12\}$ , are switched off (non-spiking).

and the results presented here hold similarly in far more general cases [19], as illustrated by an example in Fig. 1.

What characterizes a periodic pattern of precisely timed spikes? Let  $t_i$ ,  $i \in \mathbb{Z}$ , be an ordered list of times at which a neuron emits the  $i$ th spike occurring in the network, such that  $t_j > t_i$  if  $j > i$ . Assume a periodic pattern consists of  $M$  spikes. Such a pattern is then characterized by its period  $T$ , by the times  $t_i \in [0, T)$  of spikes  $i \in \{1, \dots, M\}$ , and by the indices  $s_i \in \{1, \dots, N\}$  identifying the neuron that spikes at  $t_i$ . Periodicity entails  $t_i + nT = t_{i+nM}$  and  $s_i = s_{i+nM}$  for all  $n \in \mathbb{Z}$ . This imposes conditions on the time evolution of the neurons' phases. Suppose a specific neuron  $l$  fires at  $K(l)$  times  $t_{i_k} \in [0, T)$ ,  $k \in \{1, \dots, K(l)\}$  within the first period. This implies

$$\phi_l(t_{i_k}^-) = 1, \quad (2)$$

whereas at any other time  $t \in [0, T)$ ,  $t \neq t_{i_k}$  for all  $k$ ,

$$\phi_l(t^-) < 1, \quad (3)$$

to prevent untimely firing. The monotonicity of the transfer function implies that the periodicity of the pattern is necessary and sufficient [19] for the periodicity of the phases,

$$\phi_l(t) = \phi_l(t + nT), \quad (4)$$

for  $n \in \mathbb{Z}$  and  $t \in \mathbb{R}$ . We therefore equivalently consider  $\phi_l(t)$  for  $t \in [0, T)$  with periodic boundary conditions. All times are measured modulo  $T$  and spike time labels  $i$  are reduced to  $\{1, \dots, M\}$  by subtracting a suitable integer multiple of  $M$ . Let  $P(i) \in \{1, \dots, M\}$  denote the spike arriving last before the firing time  $t_i$  such that  $P(i) = \operatorname{argmin}\{t_i - \theta_j \mid j \in \{1, \dots, M\}\}$ , where  $\theta_j = t_j + \tau$  is the

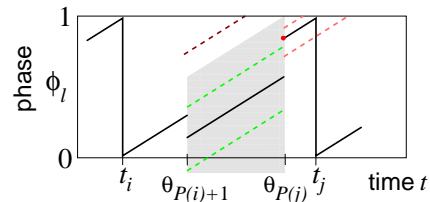


Figure 2: (color online) Restriction of a neuron's dynamics between its firing events (7). In this example, two spikes arrive between the firing times  $t_i$  and  $t_j$  of neuron  $l$ . The solid line indicates one possible time evolution of the phase  $\phi_l(t)$ . Between the firing times,  $\phi_l(t)$  may follow any path within the gray shaded polygon (green dashed lines show other possible trajectories). A too large phase at  $\theta_{P(i)+1}$  contradicts (7) and will lead to early firing (dark red dashed line). The phase at  $\theta_{P(j)}$  is fixed (red dot). Any other phase inconsistent with the equality in (7) would lead to a firing time earlier or later than predefined (light red dashed lines).

arrival time of the spike labeled  $j$ . Moreover, let  $\Delta_j = \theta_{j+1} - \theta_j$  be the time differences between two successive arrivals. We can now rewrite Eqs. (2) and (3) for neuron  $l$  as a set of conditions on the phases  $\phi_l(\theta_i)$  at each spike arrival time  $\theta_i$ , in terms of the firing times  $t_{i_k}$  of that neuron and spike arrival times  $\theta_j$ ,

$$\phi_l(\theta_{P(i_k)}) = 1 - (t_{i_k} - \theta_{P(i_k)}), \quad (5)$$

$$\phi_l(\theta_j) < 1 - \Delta_j, \quad (6)$$

where  $k \in \{1, \dots, K(l)\}$  and  $j \in \{1, \dots, M\}$ ,  $j \neq P(i_k)$  for all  $k$ . The coupling strengths  $\varepsilon_{ll'}$ ,  $l, l' \in \{1, \dots, N\}$  of a network realizing a given pattern are now restricted by a system of  $\sum_{l=1}^N K(l) = M$  nonlinear equations and  $\sum_{l=1}^N (M - K(l)) = (N - 1)M$  inequalities originating from (5) and (6): After a firing of neuron  $l$  at time  $t_i$  where its phase is zero, conditions (5) and (6) impose restrictions at each spike arrival time while the time evolution proceeds towards the subsequent firing time  $t_j$  of neuron  $l$ , as illustrated in Fig. 2. As a result, we have

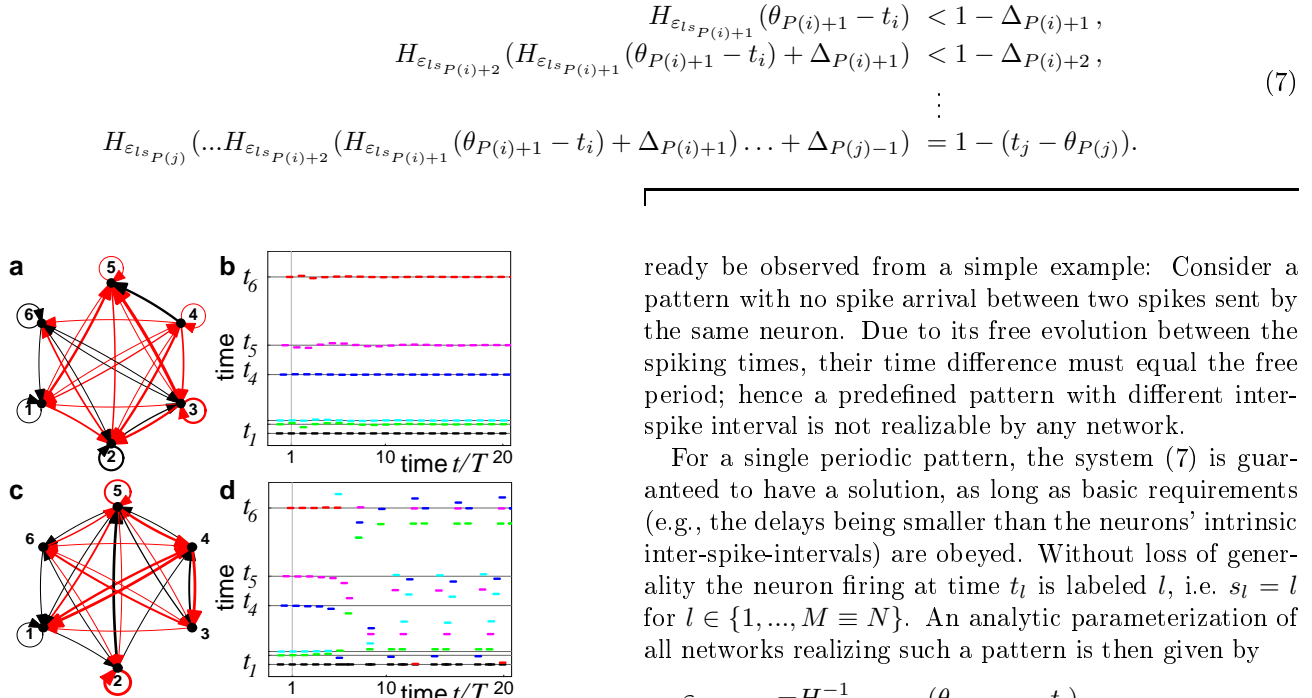


Figure 3: (color online) Two different networks (a), (c) realize the same predefined pattern ((b), (d) grey lines). A small random perturbation is applied at the beginning of the second period. The network dynamics (spike times relative to the spikes of neuron  $l = 1$ , color coded for each neuron) shows that in network (a) the pattern is stable and thus regained after a few periods (b); in network (c) it is unstable (d) and eventually another pattern will be assumed.

A particular solution to the system (7) provides the coupling strengths  $\varepsilon_{l' l}$ ,  $l' \in \{1, \dots, N\}$ , of incoming connections to neuron  $l$ . Solutions to systems analogous to (7) for all neurons  $l$  define the coupling architecture of the entire network. Often (7) is an under-determined system such that many solutions exist, implying that many different networks realize the same prescribed pattern, see for instance Fig. 3. We can then require additional properties from the network. For instance, a connection from a neuron  $l$  to  $m$  can be absent (requiring the coupling strength  $\varepsilon_{ml} = 0$ ), taken to be inhibitory ( $\varepsilon_{ml} < 0$ ), excitatory ( $\varepsilon_{ml} > 0$ ) or to lie within an interval. In particular, we can specify inhibitory and excitatory subpopulations. In certain cases, such as for networks of leaky integrate and fire neurons [20],  $U(\phi) = U_\gamma(\phi) = [1 - \exp(-\gamma\phi)]/[1 - \exp(-\gamma)]$ ,  $\gamma > 0$ , or Mirrollo-Strogatz neurons [12],  $U(\phi) = U_b(\phi) = b^{-1} \ln(1 + (\exp(b) - 1)\phi)$ ,  $b > 0$ , a solution of (7) can be found in a simple way, because the system is then reducible to be linear in the couplings or polynomial in its exponentials.

A solution however, does not always exist, as can al-

ready be observed from a simple example: Consider a pattern with no spike arrival between two spikes sent by the same neuron. Due to its free evolution between the spiking times, their time difference must equal the free period; hence a predefined pattern with different inter-spike interval is not realizable by any network.

For a single periodic pattern, the system (7) is guaranteed to have a solution, as long as basic requirements (e.g., the delays being smaller than the neurons' intrinsic inter-spike-intervals) are obeyed. Without loss of generality the neuron firing at time  $t_l$  is labeled  $l$ , i.e.  $s_l = l$  for  $l \in \{1, \dots, M \equiv N\}$ . An analytic parameterization of all networks realizing such a pattern is then given by

$$\begin{aligned}
\varepsilon_{lP(l)+1} &= H_{\phi_l(\theta_{P(l)+1})}^{-1}(\theta_{P(l)+1} - t_l), \\
\varepsilon_{lP(l)+k} &= H_{\phi_l(\theta_{P(l)+k})}^{-1}(\phi_l(\theta_{P(l)+k-1}) + \Delta_{P(l)+k-1}), \\
\varepsilon_{lP(l)} &= H_{1-(t_l-\theta_{P(l)})}^{-1}(\phi_l(\theta_{P(l)-1}) + \Delta_{P(l)-1}), \tag{8}
\end{aligned}$$

in terms of the neurons' phases  $\phi_l(\theta_i)$ ,  $l, i \in \{1, \dots, N\}$  at the spike arrival times. Here  $k \in \{2, \dots, N-1\}$  and  $H_\psi^{-1}(\phi)$  is the inverse of  $H_\varepsilon(\phi)$  with respect to  $\varepsilon$ . The phases  $\phi_l(\theta_i)$  are subject to the restrictions (6). This parameterization shows that an  $N(N-1)$ -dimensional submanifold of networks realizing the pattern exists in  $\varepsilon_{ij}$ -space. Additional features entail additional conditions on the phases at the spike arrival times: For instance, exclusion of self-interaction is guaranteed by the conditions  $\phi_l(\theta_l) = \tau$  if there is no spike-arrival in  $(t_l, \theta_l)$ , and  $\phi_l(\theta_l) - \phi_l(\theta_{l-1}) = \Delta_{l-1}$  otherwise, reducing the dimension of the submanifold of possible networks by  $N$ . Moreover, requiring the couplings to be purely inhibitory leads to the accessibility conditions

$$\begin{aligned}
\phi_l(\theta_{P(l)+1}) &\leq \theta_{P(l)+1} - t_l, \tag{9} \\
\phi_l(\theta_{j+1}) - \phi_l(\theta_j) &\leq \Delta_j, \tag{10}
\end{aligned}$$

where  $j \neq P(l)$ . We can therefore successively choose  $\phi_l(\theta_{P(l)+m})$ ,  $m \in \{1, \dots, N-1\}$ , starting with  $m = 1$ . Inequalities (9) and (10) hold with reversed relations for purely excitatory coupling. Purely inhibitory realizations exist if a pattern has period  $T > 1$  (larger than the neuron's intrinsic inter-spike interval); otherwise  $\phi_l(t_l^-) = 1$  is not accessible from  $\phi_l(t_l) = 0$ . For the same reason, purely excitatory realizations exist if a pattern has period  $T < 1$ .

Is a pattern emerging in a heterogeneous network stable or unstable? This may depend on the network in

which it appears. The idealized, instantaneous response of the neurons to incoming signals enables us to analyze exactly the stability of *any given* periodic spike pattern in a network: We can analytically trace its associated periodic orbit in state space as well as the dynamics of small perturbations of that orbit. Therefore, similar to much simpler orbits of full synchrony or clustered dynamics in homogeneous or even globally coupled systems [14, 16], a linear stability analysis of the discrete time return map [19] here yields the stability properties of each given pattern. It turns out that, depending on the network architecture, the same pattern can be exponentially stable or unstable, or exhibit oscillatory stable or unstable dynamics (Fig. 3). Much more generally, in every network of neurons with congenerically curved rise functions and with purely inhibitory (or purely excitatory) coupling, a more advanced, nonlinear stability analysis [19] shows that if the active (non-silent) neurons form a strongly connected network [21], the possible non-degenerate patterns are either *all* stable or *all* unstable. For instance, in purely inhibitory networks of neurons with rise functions of negative curvature, such as integrate-and-fire neurons, every periodic non-degenerate spike pattern, no matter how complicated, is stable.

In summary, we presented a general method to design networks realizing a predefined pattern of spikes, and for imposing additional constraints, for instance specifying absent connections and choosing inhibitory or excitatory subpopulations. The method is even capable of creating complicated patterns that represent unstable periodic orbits in large networks, although accessing unstable periodic orbits is rarely possible in any high-dimensional system [17]. A predefined simple periodic pattern is particularly interesting because a network realizing it is guaranteed to exist; here we parameterized analytically all such networks. Advanced linear and nonlinear stability analyses for general non-degenerate patterns, presented in detail elsewhere [19], reveal that the same pattern can be stable in one and unstable in another network realization.

In general, these results demonstrate that precise, reproducible dynamics arises even in various high-dimensional heterogeneous complex systems where it might be unexpected. In particular, our results shed a new light on how patterns of precisely timed spikes may emerge in deterministic neural network dynamical systems, even for biologically realistic architecture. For instance these networks may simultaneously exhibit strongly heterogeneous parameters, complicated topology, and substantial and distributed delays. However, future work still needs to fully answer how experimentally observed synchronization [2] as well as recurrent patterns of spikes [1, 3, 4] really arise. Important topics

of theoretical research include, for instance, (i) the exact dynamics of networks of excitable neurons that are either excited by recurrent network inputs or by external stimuli [22], (ii) spike patterns that are not periodic but separated by intervals of irregular activity, as well as (iii) cortical songs which are sequences of patterns occurring repeatedly in the same order but varying in the timing between patterns [3, 4]. Studies in these directions could further clarify mechanisms used for information processing in such networks. In particular, it will be exciting to see whether biological neural networks rely on stochastic features of topology and input [8] or the exact wiring diagram and precise single neuron dynamics play a significant role in creating a temporal code.

We thank S. Jahnke, F. Wolf and T. Geisel for useful discussions and the BMBF Germany for partial support under grant number 01GQ0430.

- 
- [1] M. Abeles et al., *J. Neurophysiol.* **70**, 1629 (1993).
  - [2] W. Singer, *Neuron* **24**, 49 (1999).
  - [3] Yuji Ikegaja et al., *Science* **304**, 559 (2004).
  - [4] K. Gansel and W. Singer, *Society for Neuroscience Abstracts* 276.8 (2005).
  - [5] M. Abeles, *Science* **304**, 523 (2004).
  - [6] M. Abeles, *Local Cortical Circuits: An Electrophysiological Study* (Springer, Berlin, 1982).
  - [7] M. Herrmann, J. A. Hertz, and A. Prügel-Bennett, *Network* **6**, 403 (1995).
  - [8] M. Diesmann, M.-O. Gewaltig, and A. Aertsen, *Nature* **402**, 529 (1999).
  - [9] D. Z. Jin, *Phys. Rev. Lett.* **89**, 208102 (2002).
  - [10] I. J. Matus Bloch and C. Romero Z., *Phys. Rev. E* **66**, 036127 (2002).
  - [11] A. Engel, P. König, A. Kreiter, and W. Singer, *Science* **252**, 1177 (1991).
  - [12] R. E. Mirollo and S. H. Strogatz, *SIAM J. Appl. Math.* **50**, 1645 (1990).
  - [13] U. Ernst, K. Pawelzik, and T. Geisel, *Phys. Rev. Lett.* **74**, 1570 (1995).
  - [14] M. Timme, F. Wolf, and T. Geisel, *Phys. Rev. Lett.* **89**, 258701 (2002).
  - [15] A. Roxin, N. Brunel, and D. Hansel, *Phys. Rev. Lett.* **94**, 238103 (2005).
  - [16] M. Timme, F. Wolf, and T. Geisel, *Phys. Rev. Lett.* **89**, 154105 (2002).
  - [17] A. Zundieck, M. Timme, T. Geisel, and F. Wolf, *Phys. Rev. Lett.* **93**, 244103 (2004).
  - [18] M. Denker, M. Timme, M. Diesmann, F. Wolf, and T. Geisel, *Phys. Rev. Lett.* **92**, 074103 (2004).
  - [19] R.-M. Memmesheimer and M. Timme, in preparation.
  - [20] L. Lapicque, *J. Physiol. Pathol. Gen.* **9**, 357 (1907).
  - [21] M. Timme, submitted.
  - [22] D. Hansel and G. Mato, *Phys. Rev. Lett.* **86**, 4175 (2000).