

Resultants in Genetic Linkage Analysis

Ingileif B. Hallgrímsdóttir

Department of Statistics, University of California, Berkeley

Bernd Sturmfels

Department of Mathematics, University of California, Berkeley

Abstract

Statistical models for genetic linkage analysis of k locus diseases are k -dimensional subvarieties of a $(3^k - 1)$ -dimensional probability simplex. We determine the algebraic invariants of these models with general characteristics for $k = 1$, in particular we recover, and generalize, the Hardy-Weinberg curve. For $k = 2$, the algebraic invariants are presented as determinants of 32×32 -matrices of linear forms in 9 unknowns, a suitable format for computations with numerical data.

1 Introduction

Most common diseases have a genetic component. The first step towards understanding a genetic disease is to identify the genes that play a role in the disease etiology. Genes are identified by their location within the genome. *Genetic linkage analysis*, or gene mapping [5,8,9,10], is concerned with this problem of finding the chromosomal location of disease genes. Over 1,200 disease genes for have been successfully mapped [2], and this has led to a much better understanding of Mendelian (one gene) disorders. Most common diseases are, however, not caused by one gene but by $k \geq 2$ genes. The challenge today is to understand complex diseases (such as cancer, heart disease and diabetes) which are caused by many interacting genes and environmental factors.

The human genome has approximately 25,000 genes. Genes encode for proteins, and proteins perform all the cellular functions vital to life. We all have the same set of genes, but there are many variants of each gene, called *alleles*. Usually these variants all produce a functional protein, but a mutation in a gene can change the protein product of the gene, and this may result in disease. Since mutations are rare, two affected siblings who have the same genetic disease probably inherited the same mutation from a parent. Genetic linkage

analysis makes use of this fact: one tries to locate disease genes by identifying regions in the genome that display statistically significant increased sharing across a sample of affected relatives, such as sibling pairs [6].

The statistical models used in genetic linkage analysis are algebraic varieties. The given data are k -dimensional tables of format $3 \times 3 \times \cdots \times 3$. As usual in algebraic statistics ([7], [11], [13, §7]), there is one *model coordinate* $z_{i_1 i_2 \cdots i_k}$ for each cell entry, where $i_1, i_2, \dots, i_k \in \{0, 1, 2\}$. This coordinate represents the probability that for an affected sibling pair the IBD sharing (see section 2) at the first locus is i_1 , the IBD sharing at the second locus is i_2 , etc. The model is a subvariety of the probability simplex with these coordinates. It is k -dimensional, because the $z_{i_1 i_2 \cdots i_k}$ are given as polynomials in k *model parameters* p_1, p_2, \dots, p_k . Here p_j represents the frequency of the disease allele at the j -th locus. We consider an infinite family of models which depends polynomially on 3^k *model characteristics* $f_{i_1 i_2 \cdots i_k}$. The characteristic $f_{i_1 i_2 \cdots i_k}$ represents the probability that an individual who has i_j copies of the disease gene at the j -th locus will get affected. Note that the parameters p_i and the characteristics $f_{i_1 i_2 \cdots i_k}$ are unknown, but we might be interested in estimating them from the given data z .

This paper is organized as follows. Section 2 contains a self-contained derivation of the models in the one-locus case ($k = 1$). Here the models are curves in a triangle with coordinates (z_0, z_1, z_2) . For general characteristics, (f_0, f_1, f_2) , the curve has degree four. In Section 3 we compute its defining polynomial, a big expression in $z_0, z_1, z_2, f_0, f_1, f_2$. This is done by elimination using the univariate Bézout resultant. We discuss what happens for special choices of characteristics which have been studied in the genetics literature.

In Section 4 we derive the parametrization of the linkage models for $k \geq 2$. In the two-locus case ($k = 2$), the models are surfaces in the space of nonnegative 3×3 -tables (z_{ij}) whose entries sum to one. For general characteristics (f_{ij}) , the surface has degree 32. In Section 5 we apply Chow forms to derive a system of *algebraic invariants*. These are the polynomials which cut out the surface. Each invariant is presented as the determinant of a 32×32 -matrix whose entries are linear forms in the z_{ij} whose coefficients depend on the f_{ij} . We argue that this format is suitable for statistical analysis with numerical data. Computational issues and further directions are discussed in Section 6.

2 Derivation of the One-Locus Model

The genetic code, the blueprint of life, is stored in our genome. The genome is arranged into chromosomes which can be thought of as linear arrays of genes. The human genome has two copies of each chromosome, with 23 pairs

of chromosomes, 22 autosomes and the sex chromosomes X and Y (women have XX and men XY). Each parent passes one copy of each chromosome to a child. A chromosome passed from parent to child is a mosaic of the two copies of the parent, and a point at which the origin of a chromosome changes is called a *recombination*. This is illustrated in Figure 1.

Between any two recombination sites, the inheritance pattern of the two siblings is constant and is encoded by the *inheritance vector* $x = (x_{11}, x_{12}, x_{21}, x_{22})$. The entry x_{kj} is the label of the chromosome segment that sibling k got from parent j . If we label the paternal chromosomes with 1 and 2 and the maternal chromosomes with 3 and 4, then $x_{11}, x_{21} \in \{1, 2\}$ and $x_{12}, x_{22} \in \{3, 4\}$, so there are 16 possible inheritance vectors x . They come in three classes:

$$\begin{aligned}
 C_0 &= \{ (1, 3, 2, 4), (1, 4, 2, 3), (2, 3, 1, 4), (2, 4, 1, 3) \}, \\
 C_1 &= \{ (1, 3, 1, 4), (1, 4, 1, 3), (2, 3, 2, 4), (2, 4, 2, 3), \\
 &\quad (1, 3, 2, 3), (2, 3, 1, 3), (1, 4, 2, 4), (2, 4, 1, 4) \}, \\
 C_2 &= \{ (1, 3, 1, 3), (1, 4, 1, 4), (2, 3, 2, 3), (2, 4, 2, 4) \}.
 \end{aligned}$$

We say that two siblings share genetic material, at a locus, identical by descent (IBD) if it originated from the same parent. The IBD sharing at a locus can be 0, 1 or 2, where the inheritance vectors in C_i correspond to IBD sharing of i . Since at a random locus in the genome each inheritance vector is equally likely the IBD sharing is 0, 1 or 2 with probabilities 1/4, 1/2 and 1/4.

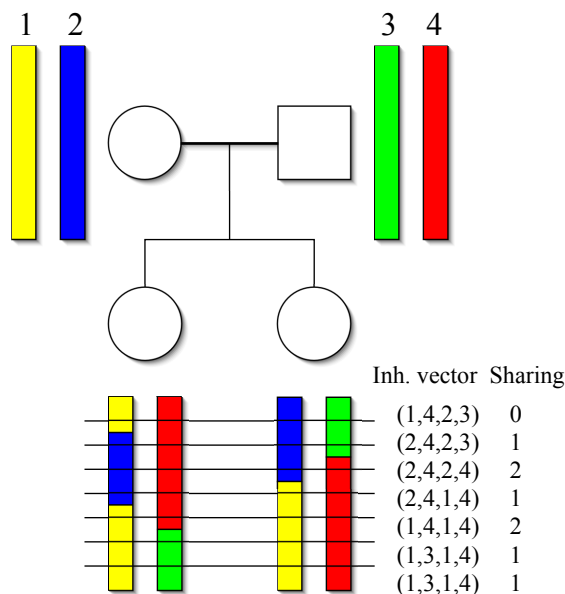


Fig. 1. An example of the inheritance of one chromosome pair in parents and a sibling pair. Squares represent males and circles females.

Each individual has two alleles, i.e. two copies of every gene, one on each

chromosome. A *genotype* at a locus is the unordered pair of alleles. We are only concerned with whether one carries an allele that predisposes to disease, which we call d , or a normal allele, called n . The set of possible genotypes at a disease locus is $G = \{nn, nd, dn, dd\}$.

Let p denote the frequency of the disease allele d in the population. This quantity is our *model parameter*. We assume Hardy-Weinberg equilibrium:

$$Pr(nn) = (1 - p)^2, \quad Pr(nd) = p(1 - p), \quad Pr(dn) = p(1 - p) \quad \text{and} \quad Pr(dd) = p^2.$$

A disease model is specified by $f = (f_0, f_1, f_2)$, where f_i is the probability that an individual is affected with the disease, given i copies of the disease allele,

$$\begin{aligned} f_0 &= Pr(\text{affected} | nn), & f_2 &= Pr(\text{affected} | dd), \\ f_1 &= Pr(\text{affected} | nd) = Pr(\text{affected} | dn). \end{aligned}$$

The quantities f_i are known as *penetrances* in the genetics literature. In this paper, we call them *model characteristics* to emphasize their algebraic role.

The *coordinates* of a disease model are $z = (z_0, z_1, z_2)$, where z_i is the probability that the IBD sharing for an affected sibling pair is i at a given locus,

$$z_i = Pr(\text{IBD sharing} = i | \text{both sibs affected}), \quad i = 0, 1, 2.$$

Then, as was stated above, at a random locus not linked to the disease gene the distribution is $z_{null} = (1/4, 1/2, 1/4)$. Data for linkage analysis are collected from a sample of n siblings (and parents) as follows. The marker information is used to infer the IBD sharing at each marker locus for each sibling pair and at any particular locus, one uses the vector (n_0, n_1, n_2) , where n_i is the number of sibling pairs whose inferred IBD sharing is i at the locus. Each such data point determines an empirical distribution

$$\hat{z} = (\hat{z}_0, \hat{z}_1, \hat{z}_2) = (n_0/n, n_1/n, n_2/n), \quad \text{where } n_0 + n_1 + n_2 = n.$$

The objective is to look for regions in the genome where \hat{z} deviates significantly from $z_{null} = (1/4, 1/2, 1/4)$. Such regions may be linked to the disease.

The one-locus model is given by expressing the coordinates (z_0, z_1, z_2) as polynomial functions of the parameter p and the characteristics f_0, f_1, f_2 . These polynomials are derived as follows. Consider the set of events $\mathcal{E}_i = C_i \times G \times G$ for $i = 0, 1, 2$. Each event in \mathcal{E}_i consists of an inheritance vector, a genotype for the mother and a genotype for the father. This triple determines the total number m of disease alleles carried by the parents and the numbers k_1 and k_2 of disease alleles carried by the two siblings. The probability of the event is

$$f_{k_1} f_{k_2} p^m q^{4-m}, \quad \text{where } q = 1 - p.$$

Then, up to a global normalizing constant, the IBD sharing probability z_i is the sum over all events in \mathcal{E}_i of the monomials $f_{k_1} f_{k_2} p^m q^{4-m}$. Hence z_0 is a sum of $|\mathcal{E}_0| = 64$ monomials, z_1 is a sum of 128 monomials, and z_2 is a sum of 64 monomials. But these monomials are not all distinct. For instance, all four elements of $C_0 \times \{nn\} \times \{nn\} \subset \mathcal{E}_0$ contribute the same monomial $f_0^2 q^4$ to z_0 . By explicitly listing all events in $\mathcal{E}_0, \mathcal{E}_1$ and \mathcal{E}_2 , we get the following result.

Proposition 1 *The coordinates z_i of the one-locus model are homogeneous polynomials of bidegree $(2, 4)$ in the characteristics (f_0, f_1, f_2) and the parameters (p, q) . The column vector $(z_0, z_1, z_2)^T$ equals the matrix-vector product*

$$\begin{pmatrix} 4f_0^2 & 16f_0f_1 & 8f_0f_2 + 16f_1^2 & 16f_1f_2 & 4f_2^2 \\ 8f_0^2 & 8(f_0^2 + 2f_0f_1 + f_1^2) & 16(f_0f_1 + f_1^2 + f_1f_2) & 8(f_1^2 + 2f_1f_2 + f_2^2) & 8f_2^2 \\ 4f_0^2 & 8f_0^2 + 8f_1^2 & 4f_0^2 + 16f_1^2 + 4f_2^2 & 8f_1^2 + 8f_2^2 & 4f_2^2 \end{pmatrix} \begin{pmatrix} q^4 \\ pq^3 \\ p^2q^2 \\ p^3q \\ p^4 \end{pmatrix}$$

Proposition 1 says that the one-locus model has the form

$$(z_0, z_1, z_2)^T = F \cdot (q^4, pq^3, p^2q^2, p^3q, p^4)^T, \quad (1)$$

where F is a 3×5 -matrix whose entries are quadratic polynomials in the penetrances f_i . The resultant computation to be described in the next section works for any model of this form, even if the matrix F were more complicated.

3 Curves in a Triangle

Suppose that we fix the model characteristics f_0, f_1, f_2 and hence the matrix F . Then (1) defines a curve in the projective plane with coordinates $(z_0 : z_1 : z_2)$. The positive part of the projective plane is identified with the triangle

$$\{ (z_0, z_1, z_2) : z_0, z_1, z_2 \geq 0 \text{ and } z_0 + z_1 + z_2 = 1 \}. \quad (2)$$

The one-locus model with characteristics f_0, f_1, f_2 is the intersection of the curve with the triangle. We are interested in its defining polynomial.

Proposition 2 *For general characteristics f_0, f_1, f_2 , the one-locus model is a plane curve of degree four. The defining polynomial of this curve equals*

$$\begin{aligned}
I(z_0, z_1, z_2) = & a_1 z_0^3 z_2 + a_2 z_0^2 z_1^2 + a_3 z_0^2 z_1 z_2 + a_4 z_0^2 z_2^2 + a_5 z_0 z_1^3 \\
& + a_6 z_0 z_1^2 z_2 + a_7 z_0 z_1 z_2^2 + a_8 z_0 z_2^3 + a_9 z_1^4 \\
& + a_{10} z_1^3 z_2 + a_{11} z_1^2 z_2^2 + a_{12} z_1 z_2^3 + a_{13} z_2^4,
\end{aligned}$$

where each a_i is a polynomial homogeneous of degree eight in (f_0, f_1, f_2) .

This proposition is proved by an explicit calculation. Namely, the invariant $I(z_0, z_1, z_2)$ is gotten by eliminating p and q from the three equations in (1). This is done using the *Bézout resultant* ([12, Theorem 2.2], [13, Theorem 4.3]). Specifically, we are using the following 4×4 -matrix from [12, Equation (1.5)]:

$$B = \begin{pmatrix} [12] & [13] & [14] & [15] \\ [13] & [14]+[23] & [15]+[24] & [25] \\ [14] & [15]+[24] & [25]+[34] & [35] \\ [15] & [25] & [35] & [45] \end{pmatrix}. \quad (3)$$

The determinant of this matrix is the *Chow form* [3] of the curve in projective 4-space P^4 which is parameterized by the vector of monomials $(q^4, pq^3, p^2q^2, p^3q, p^4)$. We are interested in the curve in the projective plane P^2 which is the image of that monomial curve under the linear map from P^4 to P^2 given by the matrix F . Section 2.2 in [3] explains how to compute the image under a linear map of a variety that is presented by its Chow form. Applying the method described there means replacing the bracket $[i j]$ by the 3×3 -subdeterminant with column indices i, j and 6 in the matrix from Proposition 1 augmented by z :

$$(F, z) = \begin{pmatrix} 4f_0^2 & 16f_0f_1 & 8f_0f_2 + 16f_1^2 & 16f_1f_2 & 4f_2^2 & z_0 \\ 8f_0^2 & 8(f_0^2 + 2f_0f_1 + f_1^2) & 16(f_0f_1 + f_1^2 + f_1f_2) & 8(f_1^2 + 2f_1f_2 + f_2^2) & 8f_2^2 & z_1 \\ 4f_0^2 & 8f_0^2 + 8f_1^2 & 4f_0^2 + 16f_1^2 + 4f_2^2 & 8f_1^2 + 8f_2^2 & 4f_2^2 & z_2 \end{pmatrix}$$

The desired algebraic invariant equals (up to a factor) the determinant of B :

$$I(z_0, z_1, z_2) = 2^{-16} f_0^{-2} f_2^{-2} (f_0 - 2f_1 + f_2)^{-4} \cdot \det(B). \quad (4)$$

If the characteristics f_0, f_1, f_2 are arbitrary real numbers between 0 and 1 then the polynomial $I(z_0, z_1, z_2)$ is irreducible of degree four and its zero set is precisely the model. For some special choices of characteristics f_i , however, the polynomial $I(z_0, z_1, z_2)$ may become reducible or it may vanish identically. In the reducible case, the defining polynomial is one of the factors. Consider the following special models which are commonly used in genetics:

	f_0	f_1	f_2
<i>dominant</i>	: 0	f	f
<i>additive</i>	: 0	$f/2$	f
<i>recessive</i>	: 0	0	f

Here $0 < f < 1$. For the *dominant model* our invariant specializes to

$$I(z_0, z_1, z_2) = 4f^8(z_1 - z_0 - z_2) \underline{(z_1^2 z_0 - 8z_1 z_0 z_2 + 4z_1 z_2^2 + 4z_0^2 z_2 + 4z_0 z_2^2 - 4z_2^3)},$$

and the defining polynomial of the model is the underlined cubic factor.

For the *additive model* our invariant specializes to

$$I(z_0, z_1, z_2) = \frac{f^8}{2^4} (z_1^2 + 2z_1 z_2 - 8z_0 z_2 + z_2^2) \underline{(z_1 - z_0 - z_2)^2},$$

and the defining polynomial of the model is the underlined linear factor.

It can be shown that $I(z_0, z_1, z_2)$ vanishes identically if and only if

$$f_0 = f_1 = 0 \quad \text{or} \quad f_1 = f_2 = 0 \quad \text{or} \quad f_0 = f_1 = f_2.$$

This includes the *recessive model*, which is the familiar Hardy-Weinberg curve:

$$z_1^2 - 4z_0 z_2 = 0.$$

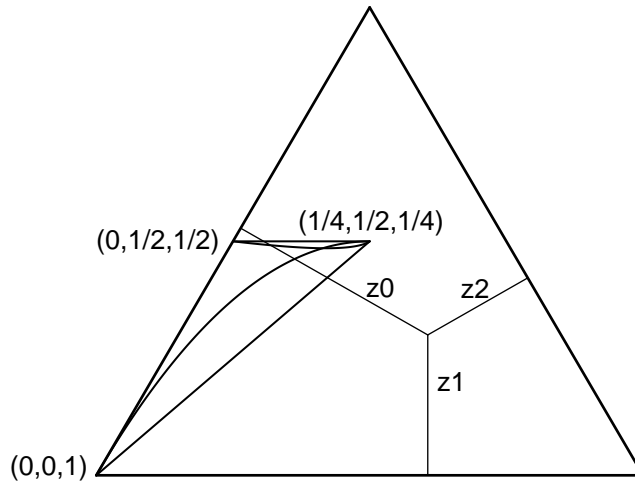


Fig. 2. Holmans' triangle. The larger triangle is the probability simplex, $z_0 + z_1 + z_2 = 1$ and the smaller triangle is the possible triangle for sibling pair IBD sharing probabilities. The curve from $(1/4, 1/2, 1/4)$ to $(0, 0, 1)$ is the Hardy-Weinberg (recessive) curve. The curve from $(1/4, 1/2, 1/4)$ to $(0, 1/2, 1/2)$ is the dominant curve and the line between the same points is the additive curve.

Holmans [8] showed that the IBD sharing probabilities for affected sibling pairs must satisfy $2z_0 \leq z_1 \leq z_0 + z_2$. This means we can restrict our attention to the smaller triangle (Holmans' triangle) in Figure 2. We can graph the curve in the triangle for any choice of model characteristics. The part of the curve corresponding to values of $p \in [0, 1]$ is within the smaller triangle.

It is worth noting that not all points (z_0, z_1, z_2) in Holmans' triangle which satisfy the algebraic invariant are in the image of a point (p, q) with real coordinates. Consider e.g. the model with characteristics $f_0 = 1, f_1 = 0$ and $f_2 = 1$ and complex parameters (p, q) . The real part of the curve corresponding to this model is shown in Figure 3. Two segments of the curve are within Holmans' triangle, one of which (dotted) corresponds to values $p \in [0, 1]$. The other segment has a complex pre-image.

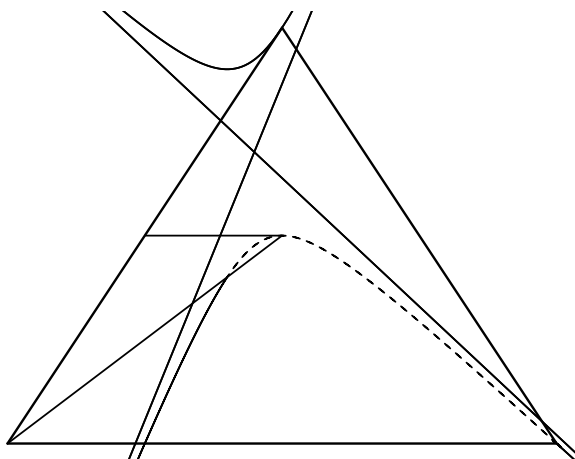


Fig. 3. Holmans' triangle. The larger triangle is the probability simplex, $z_0 + z_1 + z_2 = 1$ and the smaller triangle is the possible triangle for sibling pair IBD sharing probabilities. The curve corresponds to a model with characteristics $f_0 = 1, f_1 = 0$ and $f_2 = 1$. The dotted part of the curve is the image of real valued p , and the solid part is the image of $p = 1/2 + y\sqrt{-1}$, for a real number y .

We expressed the IBD sharing of the sibling pair at a gene locus (the model coordinate z) as a function of f_0, f_1, f_2 and p . In practice, however, we get data at *marker loci*, regularly spaced across the chromosomes, not at the gene locus. If there has been no recombination between the gene locus and a marker locus then the IBD sharing at the two loci is the same, but different if there has been a recombination in either sibling. Let θ be the *recombination fraction* between the gene locus and the marker locus. The new parameter θ depends on the distance between the two loci. Following [5], we can express the IBD sharing probabilities at a marker locus distance θ away from the gene by the formula

$$(z_0, z_1, z_2)^T = F_\theta \cdot (q^4, pq^3, p^2q^2, p^3q, p^4)^T, \quad (5)$$

where $F_\theta = \Psi F$ and

$$\Psi = \begin{pmatrix} \psi^2 & \bar{\psi}\psi & \bar{\psi}^2 \\ 2\bar{\psi}\psi & \psi^2 + \bar{\psi}^2 & 2\psi\bar{\psi} \\ \bar{\psi}^2 & \bar{\psi}\psi & \psi^2 \end{pmatrix}, \quad \text{with } \psi = \theta^2 + (1 - \theta)^2 \text{ and } \bar{\psi} = 1 - \psi.$$

One can easily repeat the resultant calculation in Proposition 2 to obtain the equation of the larger family of curves defined by (5). Note that $\theta = 0$ corresponds to the earlier case, and increasing θ shifts the curve towards z_{null} .

We close this section with a statistical discussion. We wish to find the gene locus using the inferred IBD sharing at the marker loci. Since θ can be thought of as a measure of the distance between the marker locus and the gene locus we wish to estimate θ at each marker locus. The inferred IBD sharing can be used to obtain an estimate of the model coordinates z . If p, f_0, f_1 and f_2 are known it is then easy to estimate θ . However that is rarely the case, and it is impossible to identify all of the unknown quantities p, f_0, f_1, f_2 and θ from the coordinates z . Instead the model (1) is applied to biological data as follows. The IBD sharing at the gene locus (and at nearby marker loci) is largest when the disease allele has a strong effect and/or the disease allele is rare, i.e. when $f_0 \leq f_1 \leq f_2$ (and preferably $f_0 \ll f_2$), and p is small. In these, biologically interesting, situations the data point \hat{z} is clearly different from z_{null} . So in practice a test for genetic linkage tests whether \hat{z} is significantly different from z_{null} . A widely used test statistic for linkage is $S_{pairs} = \hat{z}_2 + \hat{z}_1/2$ which measures deviations from z_{null} along the line corresponding to the additive model.

4 Derivation of the Two-Locus Model

Many common genetic disorders are caused by not one but many interacting genes. We now consider the two-locus model, $k = 2$, where we assume that two genes cause the disease, independently or together. We shall assume that the genes are unlinked, i.e., they are either on different chromosomes or far apart on the same chromosome. The derivation is much like in Section 2.

The *model parameters* are p_1 and p_2 , where p_i is the frequency of the disease allele at the i th locus. A two-locus genotype is an element in $G \times G = \{nn, nd, dn, dd\}^2$. The *model characteristics* are $f = (f_{00}, f_{01}, \dots, f_{22})$ where f_{ij} , is the probability that an individual is affected with the disease, given i copies of the first disease allele and j copies of the second disease allele:

$$\begin{aligned}
f_{00} &= Pr(\text{affected} \mid (nn, nn)), \\
f_{01} &= Pr(\text{affected} \mid (nn, nd)) = Pr(\text{affected} \mid (nn, dn)), \\
f_{02} &= Pr(\text{affected} \mid (nn, dd)), \\
f_{10} &= Pr(\text{affected} \mid (nd, nn)) = Pr(\text{affected} \mid (dn, nn)), \\
f_{11} &= Pr(\text{affected} \mid (nd, nd)) = \dots = Pr(\text{affected} \mid (dn, dn)), \\
f_{12} &= Pr(\text{affected} \mid (nd, dd)) = Pr(\text{affected} \mid (dn, dd)), \\
f_{20} &= Pr(\text{affected} \mid (dd, nn)), \\
f_{21} &= Pr(\text{affected} \mid (dd, nd)) = Pr(\text{affected} \mid (dd, dn)), \\
f_{22} &= Pr(\text{affected} \mid (dd, dd)).
\end{aligned}$$

The *model coordinates* are $z = (z_{00}, z_{01}, z_{02}, z_{10}, z_{11}, z_{12}, z_{20}, z_{21}, z_{22})$, where z_{ij} represents the probability for an affected sibling pair that the IBD sharing at the first gene locus is i , and j at the second gene locus:

$$z_{ij} = Pr(\text{IBD sharing} = (i, j) \mid \text{both sibs affected}), \quad i, j = 0, 1, 2.$$

The IBD sharing at two random loci, neither of which linked to the disease genes, is the null hypothesis $z_{null} = (1/16, 1/8, 1/16, 1/8, 1/4, 1/8, 1/16, 1/8, 1/16)$.

The polynomial functions which express the coordinates z_{ij} in terms of p_1, p_2 and the f_{ij} are derived as follows. We consider the set of events

$$\mathcal{E}_i \times \mathcal{E}_j = C_i \times G \times G \times C_j \times G \times G \quad \text{for } i, j = 0, 1, 2.$$

Each event in $\mathcal{E}_i \times \mathcal{E}_j$ consists of an inheritance vector, the genotype of the father and the genotype of the mother, at each locus. For a given event we know the total number m_1 and m_2 of disease alleles carried by the parents at the first and second locus and $k_{11}, k_{12}, k_{21}, k_{22}$, where k_{ij} is the number of disease alleles carried by sibling i at locus j . The probability of the event is

$$f_{k_{11}k_{12}} f_{k_{21}k_{22}} p_1^{m_1} q_1^{4-m_1} p_2^{m_2} q_2^{4-m_2}, \quad \text{where } q_1 = 1 - p_1 \quad \text{and} \quad q_2 = 1 - p_2.$$

Up to a normalizing constant, each IBD sharing probability z_{ij} is the sum of the monomials $f_{k_{11}k_{12}} f_{k_{21}k_{22}} p_1^{m_1} q_1^{4-m_1} p_2^{m_2} q_2^{4-m_2}$ over all events in $\mathcal{E}_i \times \mathcal{E}_j$.

Proposition 3 *The coordinates z_{ij} of the two-locus model are homogeneous polynomials of tridegree $(2, 4, 4)$ in the characteristics (f_0, f_1, f_2) , the parameters (p_1, q_1) at the first locus, and the parameters (p_2, q_2) at the second locus.*

The matrix form of the one-locus model given in Proposition 1 immediately generalizes to the two-locus model. Let π denote the column vector whose entries are the 25 monomials of bidegree $(4, 4)$ listed in lexicographic order:

$$\pi := (q_1^4 q_2^4, q_1^4 p_2 q_2^3, q_1^4 p_2^2 q_2^2, \dots, p_1 q_1^3 q_2^4, p_1 q_1^3 p_2 q_2^3, \dots, p_1^4 p_2^4).$$

Corollary 4 *The two-locus model has the form $z^T = F \cdot \pi$ where F is a 9×25 -matrix whose entries are quadratic forms in the characteristics f_{ij} .*

A typical entry in our 9×25 matrix F looks like

$$32 \cdot (f_{00}^2 + 2f_{00}f_{10} + 4f_{01}^2 + 8f_{01}f_{11} + f_{02}^2 + 2f_{02}f_{12} + f_{10}^2 + 4f_{11}^2 + f_{12}^2). \quad (*)$$

This quadratic form appears in F in row 6 and column 8. It is the coefficient of the 8^{th} biquartic monomial $p_1q_1^3p_2^2q_2^2$ in the expression for the 6^{th} coordinate:

$$\begin{aligned} z_{12} = & (32f_{00}^2) \cdot q_1^4q_2^4 + (64f_{00}^2 + 64f_{01}^2) \cdot q_1^4p_2q_2^3 \\ & + (32f_{00}^2 + 128f_{01}^2 + 32f_{02}^2) \cdot q_1^4p_2^2q_2^2 + \dots + \\ & + (*) \cdot p_1q_1^3p_2^2q_2^2 + \dots + (64f_{21}^2 + 64f_{22}^2) \cdot p_1^4q_2p_2^3 + (32f_{22}^2) \cdot p_1^4p_2^4. \end{aligned}$$

5 Surfaces of degree 32 in the 8-dimensional simplex

Let Δ_8 denote the eight-dimensional probability simplex

$$\{(z_{00}, z_{01}, \dots, z_{22}) : z_{ij} \geq 0 \text{ for } i, j \in \{0, 1, 2\} \text{ and } \sum_{i=0}^2 \sum_{j=0}^2 z_{ij} = 1\}.$$

Likewise, we consider the product of two 1-simplices, which is the square

$$\Delta_1 \times \Delta_1 = \{(p_1, q_1, p_2, q_2) : p_1, q_1, p_2, q_2 \geq 0 \text{ and } p_1 + q_1 = p_2 + q_2 = 1\}.$$

For fixed F , the formula $z^T = F \cdot \pi$ in Corollary 4 specifies a polynomial map

$$\tilde{F} : \Delta_1 \times \Delta_1 \longrightarrow \Delta_8 \quad \text{of bidegree } (4, 4).$$

The image of the map \tilde{F} is the two-locus model for fixed characteristics f_{ij} . The model is a surface in the simplex Δ_8 . Our goal in this section is to express this surface as the common zero set of a system of polynomials in the z_{ij} .

Theorem 5 *For almost all characteristics f_{ij} , the two-locus model is a surface of degree 32 in the simplex Δ_8 . This surface is the common zero set of the degree 32 polynomials gotten by projection into three-dimensional subspaces.*

Proof. We work in the setting of complex projective algebraic geometry. Consider the embedding of the product of projective lines $P^1 \times P^1$ by the ample line bundle $\mathcal{O}(4, 4)$. This is a toric surface X of degree 32 in P^{24} . The 9×25 -matrix F defines a rational map from P^{24} to P^8 , and it can be checked computationally that this map has no base points on X for general f_{ij} . Hence the image $F(X)$ of X in P^8 is a rational surface of degree 32. The two-locus model is the intersection of $F(X)$ with Δ_8 , which is the positive orthant in P^8 .

Let A denote a generic 4×9 -matrix, defining a rational map $P^8 \rightarrow P^3$. It has no base points on $F(X)$, hence the image $AF(X)$ of $F(X)$ under A is a surface of degree 32 in projective 3-space P^3 . The inverse image of $AF(X)$ in P^8 is an irreducible hypersurface of degree 32 in P^8 . It is defined by an irreducible homogeneous polynomial of degree 32 in $z = (z_{00}, z_{01}, \dots, z_{22})$. These polynomials for various 4×9 -matrices A are known as the *Chow equations* of the surface $F(X)$. Computing them is equivalent to computing the *Chow form* of $F(X)$. A well-known construction in algebraic geometry (see e.g. [3, §3.3]) shows that any irreducible projective variety is set-theoretically defined by its Chow equations. Applying this result to $F(X)$ completes the proof. \square

We now explain how Theorem 5 translates into an explicit algorithm for computing the algebraic invariants of the two-locus model. Let \mathcal{R}_X be the Chow form of the toric surface $X \simeq P^1 \times P^1$ in P^{24} . The Chow form \mathcal{R}_X is the multigraded resultant of three polynomial equations of bidegree $(4, 4)$:

$$\sum_{i=0}^4 \sum_{j=0}^4 \alpha_{ij} x^i y^j = \sum_{i=0}^4 \sum_{j=0}^4 \beta_{ij} x^i y^j = \sum_{i=0}^4 \sum_{j=0}^4 \gamma_{ij} x^i y^j = 0.$$

In concrete terms, \mathcal{R}_X is the unique (up to sign) irreducible polynomial of tridegree $(32, 32, 32)$ in the 75 unknowns α, β, γ which vanishes if and only if the three equations have a common solution in $P^1 \times P^1$.

We use the Bézout matrix representation of the resultant \mathcal{R}_X given in [4, Theorem 6.2]. This is a 32×32 -matrix \mathbf{B} which is a direct generalization of the 4×4 -matrix in (3). Consider the 3×25 -coefficient matrix

$$\begin{pmatrix} \alpha_{00} & \alpha_{01} & \alpha_{02} & \alpha_{03} & \alpha_{04} & \alpha_{10} & \alpha_{11} & \cdots & \alpha_{43} & \alpha_{44} \\ \beta_{00} & \beta_{01} & \beta_{02} & \beta_{03} & \beta_{04} & \beta_{10} & \beta_{11} & \cdots & \beta_{43} & \beta_{44} \\ \gamma_{00} & \gamma_{01} & \gamma_{02} & \gamma_{03} & \gamma_{04} & \gamma_{10} & \gamma_{11} & \cdots & \gamma_{43} & \gamma_{44} \end{pmatrix}$$

For $1 \leq i < j < k \leq 25$, let $[ijk]$ denote the determinant of the 3×3 -submatrix with column indices i, j, k . The entries in the Bezout matrix \mathbf{B} are the linear forms in the brackets $[ijk]$, and we have $\mathcal{R}_X = \det(\mathbf{B})$.

Let F be the 9×25 -matrix in Corollary 4. We add the column vector z to get the 9×26 -matrix (Fz) . Next we pick any 4×9 -matrix A and we consider

$$A \cdot (Fz) = (A \cdot F \quad A \cdot z).$$

This is a 4×26 -matrix whose last column consists of linear forms in the z_{ij} .

In the Bézout matrix \mathbf{B} , we now replace each bracket $[ijk]$ by the 4×4 -subdeterminant of $A \cdot (Fz)$ with column indices i, j, k and 26. Thus $[ijk]$ is a linear form in the z_{ij} whose coefficients are homogeneous polynomials

of degree six in the f_{ij} . The matrix gotten by this substitution is denoted $\mathbf{B}(A \cdot (F z))$. Its determinant is the specialized resultant $\mathcal{R}_X(A \cdot (F z))$.

Corollary 6 *The resultant $\mathcal{R}_X(A \cdot (F z))$ is a homogeneous polynomial of degree 32 in the entries a_{ij} of A . Its coefficients are polynomials which are bihomogeneous of degree 32 in the z_{ij} and degree 192 in the f_{ij} . The two-locus model is cut out by this finite list of coefficient polynomials in the z_{ij} and f_{ij} .*

Proof. Each entry of the 32×32 -matrix $\mathbf{B}(A \cdot (F z))$ is a polynomial which is trihomogeneous of degree $(1, 6, 1)$ in (a_{ij}, f_{ij}, z_{ij}) . Hence its determinant is trihomogeneous of degree $(32, 192, 32)$. For fixed A and fixed F , the resulting polynomial defines a hypersurface of degree 32 in P^{24} . This hypersurface is the inverse image of the surface $AF(X)$ in P^3 . As discussed in the proof of Theorem 5, our model is the intersection of these hypersurfaces for all possible choices of A . A finite basis for the linear system of these hypersurfaces is given by the coefficient polynomials of $\mathcal{R}_X(A \cdot (F z))$ with respect to A . \square

The finite list of algebraic invariants described in the previous corollary is the two-locus generalization of the one-locus invariant in Proposition 2. Note that the bidegree in (F, z) has now increased from $(4, 8)$ to $(32, 192)$. Our derivation of these invariants from the Chow form of a Segre-Veronese variety generalizes to the k -locus case, where F and z are k -dimensional tables of format $3 \times 3 \times \cdots \times 3$. The analogous invariants have bidegree $(k! 4^k, 2(k+1)! 4^k)$ in (z, F) .

6 Computational experiments and statistical perspectives

We prepared a test implementation in `maple` of the elimination technique described in the previous section. That code is available at the first author's website www.stat.berkeley.edu/~ingileif/. The input is a triple $((f_{ij}), (z_{ij}), A)$ consisting of a 3×3 -matrix of model characteristics, a 3×3 -matrix of model coordinates, and a projection matrix of size 4×9 . Each entry in these input matrices can be either left symbolic or it can be specialized to a number. Our program builds the specialized Bézout matrix $\mathbf{B}(A \cdot (F z))$, and, if the matrix entries are purely numeric, then it evaluates the determinant $\mathcal{R}_X(A \cdot (F z))$.

Here are some examples of typical computations with our `maple` program. Set

$$\begin{array}{llllll} z_{00} = 3 & z_{01} = 3 & z_{02} = 5 & f_{00} = 32 & f_{01} = 21 & f_{02} = 48 \\ z_{10} = 29 & z_{11} = 11 & z_{12} = 13 & f_{10} = 14 & f_{11} = 27 & f_{12} = 39 \\ z_{20} = 17 & z_{21} = 19 & z_{22} = 23 & f_{20} = 36 & f_{21} = 19 & f_{22} = 22 \end{array}$$

$$\text{and } A = \begin{pmatrix} 1 & 0 & 0 & 0 & 0 & 0 & 0 & 0 & 0 \\ 0 & 1 & 0 & 0 & 0 & 0 & 0 & 0 & 0 \\ 0 & 0 & 0 & 1 & 0 & 0 & 0 & 0 & 0 \\ 0 & 0 & 0 & 0 & 1 & 0 & 0 & 0 & 0 \end{pmatrix}.$$

Then $\mathbf{B}(A \cdot (F z))$ is a 32×32 -matrix whose entries $b_{i,j}$ are integers, e.g.,

$$b_{1,1} = 26967093018624, \quad b_{1,2} = -114552012275712, \dots, \quad b_{32,32} = 845647773696.$$

The determinant of this 32×32 -matrix is a non-zero integer with 469 digits:

$$\mathcal{R}_X(A \cdot (F z)) = 0.2704985126\dots \cdot 10^{469}.$$

We now retain the numerical values for the model characteristics f_{ij} and the matrix A from before but we make the model coordinates z_{ij} indeterminates. Then $\mathbf{B}(A \cdot (F z))$ is a 32×32 -matrix whose entries $b_{i,j}$ are linear forms

$$\begin{aligned} b_{1,1} &= -2630935904256 z_{00} + 1315467952128 z_{01} \\ &\quad + 1315467952128 z_{10} - 657733976064 z_{11} \\ b_{1,2} &= 11746198683648 z_{00} - 8211709034496 z_{01} \\ &\quad - 5873099341824 z_{10} + 4105854517248 z_{11} \\ &\quad \dots \quad \dots \quad \dots \quad \dots \quad \dots \end{aligned}$$

Its determinant $\mathcal{R}_X(A \cdot (F z))$ is an irreducible polynomial of degree 32 which vanishes on the model with the given characteristics f_{ij} . In fact, up to scaling, it is the unique such polynomial which depends only on z_{00}, z_{01}, z_{10} and z_{11} .

Finally, we reverse the role of the coordinates z_{ij} and the characteristics f_{ij} , namely, we fix the former at their previous numerical values ($z_{00} = 3, \dots, z_{22} = 22$) but we regard the f_{ij} as indeterminates. Then $\mathbf{B}(A \cdot (F z))$ is a 32×32 -matrix whose entries $b_{i,j}$ are homogeneous polynomials of degree six, e.g.,

$$\begin{aligned} b_{1,1} &= 671744 f_{00}^6 - 1343488 f_{00}^5 f_{01} - 1343488 f_{00}^5 f_{10} \\ &\quad + 671744 f_{00}^4 f_{01}^2 + 2686976 f_{00}^4 f_{01} f_{10} + 671744 f_{00}^4 f_{10}^2 \\ &\quad - 1343488 f_{00}^3 f_{01}^2 f_{10} - 1343488 f_{00}^3 f_{01} f_{10}^2 + 671744 f_{00}^2 f_{01}^2 f_{10}^2. \end{aligned}$$

Now $\mathcal{R}_X(A \cdot (F z))$ is an irreducible homogeneous polynomial of degree 192 in the nine characteristics f_{ij} . The vanishing of this polynomial provides an algebraic constraint on the set of all models (f_{ij}) which fit the given data (z_{ij}) .

In linkage analysis, the characteristics f_{ij} can take on any real value between 0 and 1. Two-locus models are often constructed by first picking two one-locus characteristics, $g = (g_0, g_1, g_2)$ and $h = (h_0, h_1, h_2)$, from a class of special models such as recessive or dominant. Then the two-locus model is defined by combining the one-locus characteristics in one of the following ways:

$$\begin{aligned}
\text{multiplicative} & : f_{ij} = g_i \cdot h_j \\
\text{heterogeneous} & : f_{ij} = g_i + h_j - g_i \cdot h_j \\
\text{additive} & : f_{ij} = g_i + h_j
\end{aligned}$$

The 9×25 -matrix F of the multiplicative model is the tensor product of the two 3×5 -matrices gotten from g and h as in Proposition 1. Hence the surface of the multiplicative model is the *Segre product* of two one-locus curves. The heterogeneous model and the additive model are too special, in the sense that the corresponding surfaces in P^8 have degree less than 32. In these two cases, the resultant $\mathcal{R}_X(A \cdot (F z))$ vanishes identically, and our `maple` code always outputs zero. The surfaces arising from these two models require a separate algebraic study. Conducting this study could be a worthwhile next step.

The following two-locus analogue to Holmans' triangle (the smaller triangle in Figure 2) was derived in [1]. For affected sibling pairs the IBD sharing probabilities $z = (z_{00}, z_{01}, \dots, z_{22})$ satisfy $H \cdot z^T \geq 0$ where H is the inverse of $K^{\otimes 2}$ and

$$K = \frac{1}{4} \begin{pmatrix} 1 & 0 & 0 \\ 2 & 2 & 0 \\ 1 & 2 & 4 \end{pmatrix}$$

So, in practical applications we are only interested in the intersection of our degree 32 surface with the 8-simplex defined by these linear inequalities.

In summary, in this paper we have presented a model for the sharing of genetic material of two affected siblings, used in genetic linkage analysis, in the framework of algebraic geometry. The model is rich in structure, but this structure is not yet fully exploited in statistical tests for genetic linkage. For plausible biological models we expect to see increased sharing between affected sibling pairs at gene loci linked to the disease. The null hypothesis for linkage is rejected only if the estimate of the model coordinates, z , differs significantly from z_{null} . This is a geometric statement about the distance between two points in a triangle (for $k = 1$) or in an 8-simplex (for $k = 2$). We believe that the algebraic representation of the model derived here will be useful for deriving new test statistics for linkage in the case when $k \geq 2$.

7 Acknowledgements

We thank Lior Pachter and Terry Speed for reading the manuscript and providing useful comments. We are grateful to Amit Khetan for helping us with

the `maple` implementation of the Bézout resultant. Bernd Sturmfels was supported by the Hewlett Packard Visiting Research Professorship 2003-04 at MSRI Berkeley and the National Science Foundation (DMS-0200729).

References

- [1] Olof Bengtsson: *Two-Locus Affected Sib-Pair Identity By Descent Probabilities* (Licentiate Thesis, Dept. of Mathematical Statistics, Göteborg Univ., 2001).
- [2] David Botstein and Neil Risch: Discovering genotypes underlying human phenotypes: past successes for mendelian disease, future approaches for complex disease, *Nature Genetics supplement* **33** (2003) 228-237.
- [3] John Dalbec and Bernd Sturmfels: Introduction to Chow forms, in “*Invariant Methods in Discrete and Computational Geometry*” [N. White, ed.], Proceedings Curacao (June 1994), Kluwer Academic Publishers, 1995, pp. 37–58.
- [4] Alicia Dickenstein and Ioannis Emiris: Multihomogeneous resultant formulae by means of complexes, *J. Symbolic Computation* **36** (2003) 317–342.
- [5] Sandrine Dudoit and Terence P. Speed: A score test for the linkage analysis of qualitative and quantitative traits based on identity by descent data from sib-pairs, *Biostatistics* **1** (2000) 1-26.
- [6] Robert C. Elston: Statistical Genetics '98, Methods of Linkage Analysis-and the Assumptions Underlying Them, *Am. J. Hum. Genet.* **63** (1998) 931-934
- [7] Luis Garcia, Michael Stillman and Bernd Sturmfels: Algebraic geometry of Bayesian networks, *J. Symbolic Computation*, to appear.
- [8] Peter Holmans: Asymptotic properties of affected sib-pair linkage analysis, *Am.J.Hum.Genet.* **52** (1993) 362-374.
- [9] Eric Lander and Nicholas Schork: Genetic dissection of complex traits. *Science* **265** (1994) 2037-2048.
- [10] Jurg Ott: *Analysis of Human Genetic Linkage*, Johns Hopkins Univ.Press, 1991.
- [11] Giovanni Pistone, Eva Riccomagno and Henry Wynn: *Algebraic Statistics*, Chapman & Hall, New York. 2001.
- [12] Bernd Sturmfels: Introduction to resultants, in: D. Cox, B. Sturmfels (eds.), *Applications of Computational Algebraic Geometry*, Proceedings of Symp. in Applied Math., **53**, American Mathematical Society, 1997, pp. 25–39.
- [13] Bernd Sturmfels: *Solving Systems of Polynomial Equations*, American Mathematical Society, CBMS Regional Conferences Series, No. 97, Providence, Rhode Island, 2002.