

The HeH^+ molecular ion in a magnetic field.

A. V. Turbiner* and N. L. Guevara†

Instituto de Ciencias Nucleares, Universidad Nacional Autónoma de México,

Apartado Postal 70-543, 04510 México, D.F., Mexico

(Dated: October 18, 2018)

Abstract

A detailed study of the low-lying electronic states $^1\Sigma, ^3\Sigma, ^3\Pi, ^3\Delta$ of the HeH^+ molecular ion in parallel to a magnetic field configuration (when α -particle and proton are situated on the same magnetic line) is carried out for $B = 0 - 4.414 \times 10^{13}$ G in the Born-Oppenheimer approximation. The variational method is employed using a physically adequate trial function. It is shown that the parallel configuration is stable with respect to small deviations for Σ -states. The quantum numbers of the ground state depend on the magnetic field strength. The ground state evolves from the spin-singlet $^1\Sigma$ state for small magnetic fields $B \lesssim 0.5$ a.u. to the spin-triplet $^3\Sigma$ unbound state for intermediate fields and to the spin-triplet strongly bound $^3\Pi$ state for $B \gtrsim 15$ a.u. When the HeH^+ molecular ion exists, it is stable with respect to a dissociation.

*Electronic address: turbiner@nucleares.unam.mx

†Electronic address: nicolais@nucleares.unam.mx

I. INTRODUCTION

It is well-known that a very strong magnetic field may appear on the surface of neutron stars, $B \approx 10^{11} - 10^{13}$ G. It seems natural to expect that in a vicinity of the surface some atomic and molecular systems can occur. For many years this assumption has motivated a development of atomic-molecular physics in a strong magnetic field hoping that it might lead to understanding of the spectra of these compact stars and be important for a construction of a model of the atmosphere. Recent revolutionary observation of the absorption features in a spectra of the isolated neutron star 1E1207.4-5209 by Chandra *X-ray* observatory [1] brought an extra attention to the field.

So far, a major attention has been paid to a study of one-electron atomic and molecular systems (for a review, see [2]). During the last years the existence of several exotic, strongly bound one-electron molecular systems has been predicted. In particular, it was shown that for a sufficiently strong magnetic field $B \gtrsim 5 \times 10^{12}$ G the exotic ion $(HeH)^{2+}$ can exist in parallel configuration (the magnetic field is directed along internuclear axis) as optimal as well as its excited states $1\pi, 1\delta$ [3]. A complete list of possible one-electron atomic and molecular systems is known for $B \lesssim B_{schwinger} = 4.414 \times 10^{13}$ G. In turn, the exploration of two-electron systems has been mostly restricted to a study of atomic-type systems H^- , He with the only exception of the H_2 molecule (see [4], [5] and references therein). Recently, a first detailed study of the molecular ions H_3^+ [6] and He_2^{2+} [7] has been carried out (for a brief review of a general situation see [8]). It was shown that for large magnetic fields if such an ion exists its optimal configuration is the linear parallel one - heavy charged particles are situated along a magnetic line. A goal of the present paper is to make a study of the Coulomb system (*apee*) in a magnetic field ranging in $B = 0 - 4.414 \times 10^{13}$ G and thus to establish the possible existence of the simplest two-electron diatomic heteronuclear molecular ion HeH^+ and to explore its lowest excited states. In the field-free case the theoretical existence of HeH^+ was established long ago by Beach [9] (see also [10]) while its several excited states were found (see, e.g., [11]). Experimentally, this molecular ion was first observed in the mass spectra of helium-hydrogen mixtures (see, e.g., [12]). The HeH^+ ion is thought to be among the first molecular species to appear in the Universe (see [13] and references therein). An attempt to explore the HeH^+ ion in ultra-strong magnetic field was made in [14].

Atomic units are used throughout ($\hbar=m_e=e=1$), although energies are expressed in Ry-

bergs (Ry). The magnetic field B is given in a.u. with $B_0 = 2.35 \times 10^9 G$.

II. GENERALITIES

We study the system (αpee) placed in a uniform constant magnetic field. It is assumed that the α -particle and proton are infinitely massive (Born-Oppenheimer approximation of zero order). It seems natural from physical point of view that the optimal configuration is parallel when the α -particle and proton are situated along the magnetic field line. Nevertheless a stability of this configuration with respect to small perturbations will be checked.

The Hamiltonian which describes the system (αpee) when the magnetic field is oriented along the z direction, $\mathbf{B} = (0, 0, B)$ is

$$\mathcal{H} = \sum_{\ell=1}^2 (\hat{\mathbf{p}}_{\ell} + \mathcal{A}_{\ell})^2 - \sum_{\substack{\ell=1,2 \\ \kappa=\alpha,p}} \frac{2Z_{\kappa}}{r_{\ell,\kappa}} + \frac{2}{r_{12}} + \frac{4}{R} + 2\mathbf{B} \cdot \mathbf{S} , \quad (1)$$

(see Fig. 1 for the geometrical setting and notations), where $\hat{\mathbf{p}}_{\ell} = -i\nabla_{\ell}$ is the momentum of the ℓ -th-electron, the index κ runs over the α -particle and proton, $Z_{\alpha} = 2$, $Z_p = 1$ and r_{12} is the interelectronic distance, $\mathbf{S} = \hat{\mathbf{s}}_1 + \hat{\mathbf{s}}_2$ is the operator of the total spin. The vector potential \mathcal{A}_{ℓ} which corresponds to the constant uniform magnetic field \mathbf{B} is chosen in the symmetric gauge,

$$\mathcal{A}_{\ell} = \frac{1}{2}(\mathbf{B} \times \mathbf{r}_{\ell}) = \frac{B}{2}(-y_{\ell}, x_{\ell}, 0) . \quad (2)$$

Finally, the Hamiltonian can be written as

$$\mathcal{H} = \sum_{\ell=1}^2 \left(-\nabla_{\ell}^2 + \frac{B^2}{4} \rho_{\ell}^2 \right) - \sum_{\substack{\ell=1,2 \\ \kappa=\alpha,p}} \frac{2Z_{\kappa}}{r_{\ell\kappa}} + \frac{2}{r_{12}} + \frac{4}{R} + B(\hat{L}_z + 2\hat{S}_z) , \quad (3)$$

where $\hat{L}_z = \hat{l}_{z1} + \hat{l}_{z2}$ and $\hat{S}_z = \hat{s}_{z1} + \hat{s}_{z2}$ are the z -components of the total angular momentum and total spin, respectively, and $\rho_{\ell}^2 = x_{\ell}^2 + y_{\ell}^2$, $\ell = 1, 2$.

The problem is characterized by two conserved quantities: (i) the operator of the z -component of the total angular momentum (projection of the angular momentum on the magnetic field direction) giving rise to the magnetic quantum number m and (ii) the operator of the z -component of the total spin (projection of the total spin on the magnetic field direction) giving rise to the spin quantum number m_s . Hence, any eigenstate has two quantum numbers assigned: the magnetic quantum number m and the spin quantum number m_s .

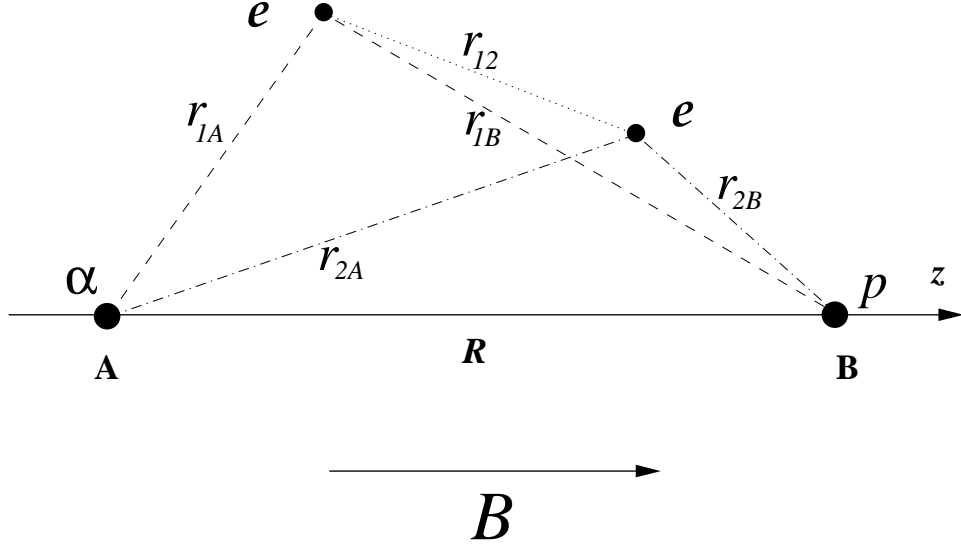


FIG. 1: Geometrical setting for the HeH^+ ion parallel to a magnetic field directed along the z -axis. The α -particle and the proton (marked by bullets) are situated on the z -line at distance R .

As the magnetic field increases a contribution from the linear Zeeman term (interaction of the spin with a magnetic field $\mathbf{B} \cdot \mathbf{S}$) becomes more and more important. Hence, it is natural to assume that for large magnetic fields the states with minimal m_s (when both electron spins are antiparallel to the magnetic field) will represent the states with lowest total energies.

The space of eigenstates is split into subspaces (sectors) with each of them characterized by definite values of m and m_s . Thus, to classify eigenstates we follow the convention widely accepted in molecular physics using the quantum numbers m and m_s . The notation is ^{2S+1}M , where $2S+1$ is the spin multiplicity and corresponds to 1 for singlet $S=0$ and 3 for triplet $S=1$, as for the labeling M it is used the Greek letters Σ, Π, Δ that correspond to the states with $|m|=0, 1, 2, \dots$, respectively. We study only states with $m=0, -1, -2$.

As a method to explore the problem we use the variational procedure. The recipe of choice of trial functions is based on physical arguments [15]. A trial function for states with orbital magnetic quantum number m is chosen in the form

$$\psi^{(trial)} = (1 + \sigma_e P_{12}) \rho_1^{|m|} e^{im\phi_1} e^{-\alpha_1 r_{1A} - \alpha_2 r_{1B} - \alpha_3 r_{2A} - \alpha_4 r_{2B} - B\beta_1 \rho_1^2/4 - B\beta_2 \rho_2^2/4 + \gamma r_{12}}, \quad (4)$$

(cf.[4]), where $\sigma_e = 1, -1$ stand for spin singlet ($S=0$) and triplet states ($S=1$), respectively. The P_{12} is the operator which interchanges electrons ($1 \leftrightarrow 2$). The parameters α_{1-4} ,

β_{1-2} and γ as well as the internuclear distance R are eight variational parameters.

Calculations were performed using the minimization package MINUIT from CERN-LIB. Multidimensional integration was carried out using a dynamical partitioning procedure: a domain of integration was divided into subdomains following the integrand profile and then each subdomain was integrated separately (for details see, e.g., [2]). Numerical integration was done with a relative accuracy of $\sim 10^{-6} - 10^{-7}$ by use of the adaptive D01FCF routine from NAG-LIB. Computations were performed on a dual DELL PC with two Xeon processors of 2.8 GHz each (ICN) and dual DELL PC with two Xeon processors of 3.06 GHz each (CINVESTAV). We implemented a parallelization in the routine for the calculation of the integrals. Minimization process for each particular magnetic field and for a given state was quite painful and lengthy, it took from 100 to 1000 hours of CPU time, however, when a minimum is found it was needed a few minutes to compute a minimal variational energy.

III. RESULTS

In absence of a magnetic field the HeH^+ molecular ion exists and it is stable. Its ground state is the $^1\Sigma$ ($S = 0$ and $m = 0$) state [9]. In order to establish the existence of HeH^+ in a magnetic field we carried out a detailed study of the Coulomb system ($\alpha p e e$) in parallel configuration in the state $^1\Sigma$ for magnetic fields $B = 0 - 10000$ a.u. (see Table I). For this case the variational trial function ψ^{trial} (4) is used at $\sigma_e = 1$ and $m = 0$.

The calculations indicate the optimal geometry is parallel (α -particle and proton stay on the same magnetic line). For this configuration for all studied magnetic fields a minimum in the total energy curve $E_T(R)$ is developed. Furthermore, we checked that this minimum is stable with respect to small inclinations of the internuclear axis from the magnetic field direction. It is found that with an increase of the magnetic field strength the total energy of the ($\alpha p e e$) system in the $^1\Sigma$ state grows, it becomes more bound (in particular, the double ionization energy increases $E_I = 2B - E_T$) and the system becomes more compact (the internuclear equilibrium distance decreases), see Table I. For $B \leq 100$ a.u. the ($\alpha p e e$) system in the $^1\Sigma$ state is stable with respect to the dissociation $\text{He}^+ + \text{H}$ or $\text{He} + \text{p}$. The vibrational and rotational energies are calculated for $B = 0.5$ a.u. The vibrational energy is larger than the rotational energy which is typical for field-free case.

We carried out a detailed study of the spin-triplet state $^3\Sigma$ ($S = 1$ and $m = 0$) of the

TABLE I: HeH⁺ ion in the state ¹Σ: Total E_T , double ionization E_I , vibrational E_0^{vib} and rotational E_0^{rot} energies in Ry, and equilibrium distance in a.u. of the (αpee) system in the state ¹Σ. Magnetic fields for which the ¹Σ state is the ground state are marked by * (see text). ^a Result from [9] (rounded). Total energy $E(*) = E(\text{He}^+(1s)) + E(\text{H}(1s))$ in Ry with electrons in spin-singlet state is from [2]. Total energy of He are from [16], [×] marks a result of linear interpolation.

B (a.u.)	E_T	E_I	R_{eq}	E_0^{vib}	E_0^{rot}	$E(*)$	$E(\text{He}(1^10^+))$
0*	-5.943	5.943	1.451	0.016		-5.0	-5.807
	-5.957 ^a		1.463				
0.5*	-5.843	6.843	1.430	0.018	0.005	-4.8 [×]	-5.6 [×]
1	-5.626	7.626	1.404			-4.544	-5.459
10	5.337	14.663	0.789			7.725	6.129
100	166.513	33.487	0.370			173.327	169.837
1000	1927.35	72.65	0.212			1944.37	
10000	19848.67	151.30	0.0928			19893.62	

(αpee) system in parallel configuration in the domain of magnetic fields $0 \leq B \leq 10000$ a.u. For this state the variational trial function ψ^{trial} (4) with $\sigma_e = -1$ and $m = 0$ is used.

Similar to ¹Σ all total energy curves $E_T(R)$ of the (αpee) system for magnetic fields $B = 0 - 10000$ a.u. in the ³Σ state displays a minimum. However, to the contrary to the ¹Σ state the minimum is always shallow, see Fig. 2-5 as an illustration. It is found that with an increase of the magnetic field strength the total energy decreases. The system gets more "compact" - the internuclear equilibrium distance of a shallow minimum decreases slowly, see Table II. We expect that the system in the ³Σ state "exists" in a form of two separated atomic-like systems $\text{He}^+(1s) + \text{H}(1s)$ situated at large distances with electron spins directed against a magnetic field direction.

A comparison of the total energies of the (αpee) system in $^1\Sigma$ and $^3\Sigma$ states in equilibrium indicates to the appearance of a level crossing (see Tables I and II). This crossing of the $^1\Sigma$ and $^3\Sigma$ states occurs at $B \approx 0.5$ a.u. It implies that the $^1\Sigma$ state is the lowest energy state at $B \lesssim 0.5$ a.u., where the (αpee) system is stable towards possible decays. Hence, one can conclude that the stable HeH^+ molecular ion exists at $B \lesssim 0.5$ a.u. with $^1\Sigma$ state as the ground state. For $B \gtrsim 0.5$ a.u. the situation is changed - the $^3\Sigma$ state may become the ground state of the HeH^+ molecular ion. In fact, the state $^3\Sigma$ is at most metastable with very short lifetime or very likely is simply unbound - the HeH^+ ion dissociates to $\text{He}^+(1s) + \text{H}(1s)$ with the electrons in spin-triplet state. A general conclusion can be drawn that for $0.5 < B < 15$ a.u. the system (αpee) likely exists in a form of two separate atomic-type systems $\text{He}^+(1s) + \text{H}(1s)$ with total electron spin equal to one.

As next we carried out a detailed study of the state $^3\Pi$ ($S = 1$ and $m = -1$) of the (αpee) system in parallel configuration for magnetic fields $0 \leq B \leq 4.414 \times 10^{13}$ G (see Figs. 2-5). For this state the same variational trial function ψ^{trial} (4) is used at $\sigma_e = -1$ and $m = -1$.

The results of the calculations indicate unambiguously the existence of a deep minimum in the total energy curve $E_T(R)$ of the (αpee) system in parallel configuration for all studied magnetic fields $0 \leq B \leq 4.414 \times 10^{13}$ G. Hence, it can be concluded that the HeH^+ molecular ion may exist in the $^3\Pi$ state. Table III contains the results for the total energy E_T and the internuclear equilibrium distance R_{eq} for the state $^3\Pi$. Perhaps, it is worth mentioning that the previously obtained results for ultra-magnetic fields [14] are less accurate for both studied two-electron systems: (i) the HeH^+ ion in the present calculation and (ii) the He atom in the calculation made in [17]. With an increase of the magnetic field strength the total energy decreases, the system becomes more bound (double ionization energy increases being equal for triplet states to $E_I = -E_T$) and more compact (the internuclear equilibrium distance decreases). Table III shows the total energies of three dissociation channels of HeH^+ in $^3\Pi$ state: $\rightarrow \text{He}(1^3(-1)^+) + \text{p}$, $\rightarrow \text{He}^+(1s) + \text{H}(2p_{-1})$ and $\rightarrow \text{He}^+(2p_{-1}) + \text{H}(1s)$ for different magnetic fields. It can be seen that the state $^3\Pi$ is stable towards any dissociation. It is worth noting that the dissociation energy needed increases monotonously in all range of studied magnetic fields. Therefore the stability of the system with a magnetic field increases.

One can see that the crossing of the total energies of the $^3\Pi$ and $^3\Sigma$ states at equilibrium occurs at $B \approx 15$ a.u. For larger magnetic fields the total energy of the $^3\Pi$ state is lower than the total energy of $^3\Sigma$. Hence, the ground state for the HeH^+ ion for $B \gtrsim 15$ a.u. is

TABLE II: HeH^+ ion in the state $^3\Sigma$: Total E_T , double ionization E_I energies in Ry and equilibrium distance in a.u. of the (αpee) system in the state $^1\Sigma$. Magnetic fields for which the $^3\Sigma$ state might be the ground state are marked by *. Total energy $E(*) = E(\text{He}^+(1s)) + E(\text{H}(1s))$ (in Ry) for the electrons in spin-triplet state is from [2]. Total energies for the He atom with total electron spin 1 are from [16]. ^a Ref [11].

B(a.u.)	E_T	R_{eq}	$E(*)$	$E(\text{He})(1^30^+)$
0	-5.0064	4.50	-5.0	-4.3504
	-5.00878 ^a	4.35		
0.5*	-5.8712	4.32	-5.8637	-5.3796**
1*	-6.5524	4.04	-6.5443	-5.3013
10*	-12.209	2.70	-12.275	-9.255
15*	-13.936	2.47	-14.043	-10.622**
100	-26.172	1.68	-26.673	-19.686
1000	-54.020	1.20	-55.628	
10000	-103.07	0.83	-106.38	

realized by the $^3\Pi$ state. Eventually, one can draw a conclusion that the $^3\Sigma$ state is the lowest energy state of the (αpee) system for $0.5 < B \lesssim 15$ a.u. and the HeH^+ ion can exist.

In order to complete the study we consider the state $^3\Delta$ ($S = 1, m = -2$) of the (αpee) system in the domain of magnetic fields $0 \leq B \leq 4.414 \times 10^{13}$ G. It is worth mentioning that the state $^3\Delta$ for the field-free case was studied in [11] and [18]. For this state the same variational trial function ψ^{trial} (4) is used but with $\sigma_e = -1$ and $m = -2$. For all total energy curves $E_T(R)$ for different magnetic fields the minimum is found. Hence, the ion HeH^+ may exist in $^3\Delta$ state for all magnetic fields. Table IV shows the total E_T

TABLE III: HeH⁺ ion in the state ³Π: Total E_T and vibrational E_{vib} energies in Ry and equilibrium distance R_{eq} in a.u. of the HeH⁺ ion in the ³Π state. Magnetic fields for which the ³Π state is the ground state are marked by *. Total energies $E(**) = E(\text{He}^+(2p_{-1}) + \text{H}(1s))$ and $E(***) = E(\text{He}^+(1s) + \text{H}(2p_{-1}))$ (in Ry) for the electrons in spin-triplet state from [2]. Total energy for He atom in spin-triplet electronic state in magnetic field is from [17] (rounded). * Result of interpolation. ^a from [11]. ^b from [16]. ^c from [14].

B(a.u)	E_T	R_{eq}	E_{vib}	$E(**)$	$E(***)$	$E(\text{He}(1^3(-1)^+))$
0	-4.263	7.61		-2.0	-4.25	-4.266 ^b
	-4.276 ^a	7.7				
1	-5.975	3.297		-3.829	-5.795	-5.919
10	-12.026	1.135		-8.732	-11.030	-11.659
15*	-13.96	0.925	0.04		-12.66	-13.58*
100*	-28.36	0.440	0.15	-20.30	-24.37	-26.15
1000*	-64.24	0.203	0.50	-43.98	-51.60	-56.06
	-63.07 ^c					-54.95 ^c
10000*	-133.49	0.104	1.41	-86.79	-99.98	-110.30
	-129.7 ^c					-106.9 ^c
4.414×10^{13} G *	-160.50	0.092				

energy and the internuclear equilibrium distance R_{eq} for the state ³Δ. With an increase of the magnetic field strength the total energies decrease, the system becomes more bound (double ionization energies increase, $E_I = -E_T$, for triplet states) and more compact (the internuclear equilibrium distance decreases). At $B \approx 300$ a.u. a crossing of the total energies of ³Σ and ³Δ at equilibrium occurs. For larger magnetic fields the total energy of the ³Δ is smaller than the ³Σ state. It implies that for $B \gtrsim 300$ a.u. the ³Δ state is the lowest excited state.

TABLE IV: Total energy in Ry and equilibrium distance in a.u. of the HeH^+ ion in the state $^3\Delta$.

B(a.u.)	E_T	R_{eq}
0	-4.108	16.97
1	-5.664	4.717
10	-11.02	1.581
100	-25.78	0.486
1000	-58.68	0.218
10000	-123.62	0.112
$4.414 \times 10^{13} \text{ G}$	-149.0	0.096

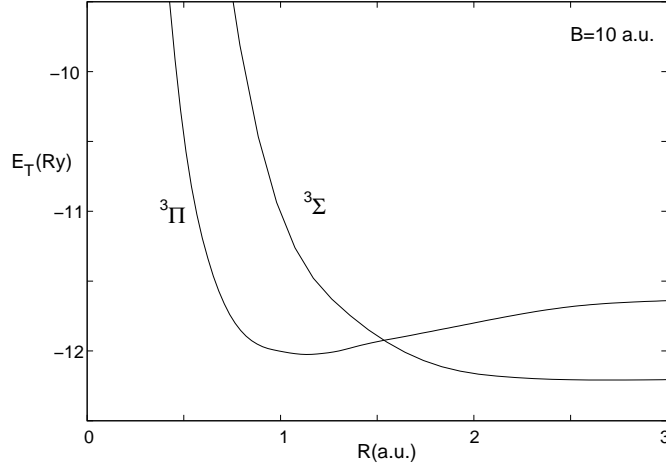


FIG. 2: Total energy curves for triplet states $^3\Sigma$ and $^3\Pi$ for a magnetic field $B = 10 \text{ a.u.}$

IV. CONCLUSION

The low-lying electronic states $^1\Sigma$, $^3\Sigma$, $^3\Pi$, $^3\Delta$ of the Coulomb system $\alpha p e e$ in parallel configuration are studied for $B = 0 - 4.414 \times 10^{13} \text{ G}$ using the variational method in the Born-Oppenheimer approximation of the zero order. It is shown that for all studied states and all magnetic fields the parallel configuration is always optimal being stable with respect to small inclinations. The state of the lowest total energy depends on the magnetic field strength. It evolves from the spin-singlet $^1\Sigma$ state for small magnetic fields $B \lesssim 0.5 \text{ a.u.}$ to spin-triplet $^3\Sigma$ (unbound state) for $B \gtrsim 0.5 \text{ a.u.}$ and, finally, for $B \gtrsim 15 \text{ a.u.}$ to spin-triplet

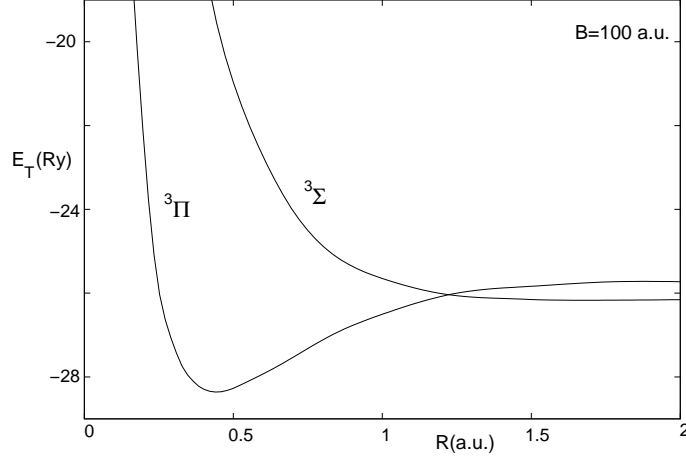


FIG. 3: Total energy curves for triplet states $^3\Sigma$ and $^3\Pi$ for a magnetic field $B = 100$ a.u.

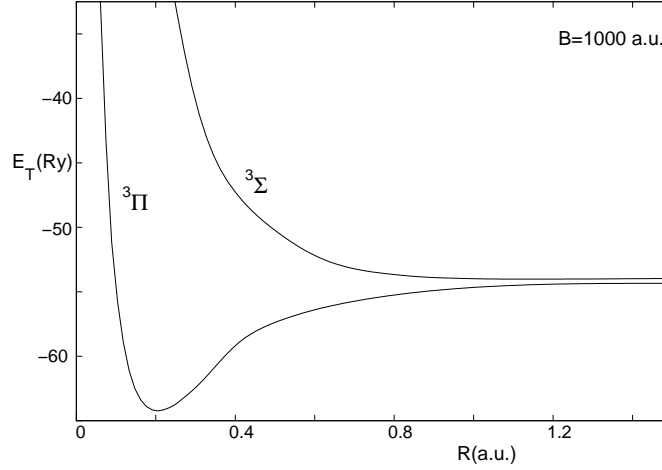


FIG. 4: Total energy curves for triplet states $^3\Sigma$ and $^3\Pi$ for $B = 1000$ a.u.

$^3\Pi$ state (strongly bound state). This result shows that the HeH^+ molecular ion exists as a bound state for magnetic fields $B \lesssim 0.5$ a.u. and $B \gtrsim 15$ a.u. in a parallel configuration and it is stable. In a domain $15 \lesssim B \lesssim 300$ a.u. the state having the total energy next after the one of the ground state is the unbound (repulsive) $^3\Sigma$ state. For $B \gtrsim 300$ a.u. the $^3\Delta$ state is the lowest excited state of the HeH^+ molecular ion. As for $0.5 \lesssim B \lesssim 15$ a.u. the system (αpee) likely exists in a form of two separate atomic-type systems $\text{He}^+(1s) + \text{H}(1s)$ with

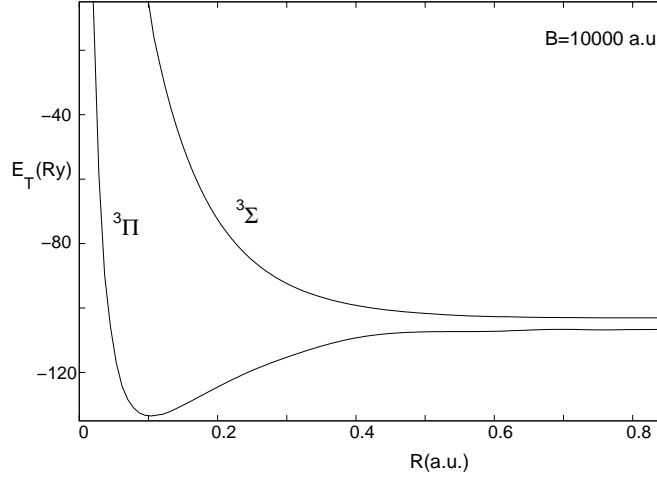


FIG. 5: Total energy curves for triplet states $^3\Sigma$ and $^3\Pi$ for $B = 10000$ a.u.

total electron spin equal to one which are situated at very large distance from each other. It is worth emphasizing that for $B \gtrsim 2000$ a.u. both one- and two-electron ions $(HeH)^{2+}$ and $(HeH)^+$ can exist. As for the ion $(HeH)^{2+}$ it becomes stable at $B \gtrsim 10000$ a.u.

Acknowledgments

The authors are grateful to J.C. López Vieyra for numerous useful discussions. This work was supported in part by FENOMECC and PAPIIT grant **IN121106** (Mexico).

-
- [1] D. Sanwal, G.G. Pavlov, V.E. Zavlin and M.A. Teter, *ApJL* **574**, L61 (2002)
(astro-ph/0206195)
 - [2] A.V. Turbiner and J.C. Lopez Vieyra, ‘One-electron Molecular Systems in a Strong Magnetic Field’, *Phys.Repts.* **424**, 309-396 (2006)
 - [3] A.V. Turbiner and J.C. Lopez Vieyra, ‘The $(HeH)^{2+}$ and He_2^{3+} exotic molecular ions can exist in a strong magnetic field’,
Int.Journ.Mod.Phys. A (2007) (in print)
(astro-th/0412399)
 - [4] A.V. Turbiner, *Pis'ma ZhETF* **38**, 510(1983)

- [5] T. Detmer, P. Schmelcher, and L. S. Cederbaum, *Phys.Rev.* **A57**, 1767 (1998)
- [6] A.V. Turbiner, N.L. Guevara and J.C. Lopez Vieyra, ‘The H_3^+ molecular ion in a magnetic field: Linear parallel configuration’,
(physics/0606083)
- [7] A.V. Turbiner and N.L. Guevara, ‘The He_2^{2+} molecular ion can exist in a magnetic field’
(astro-th/0610928)
Phys.Rev. **A 74**, 063419 (2006)
- [8] A.V. Turbiner, ‘Molecular systems in a Strong Magnetic Field - how atomic - molecular physics in a strong magnetic field might looks like’,
Preprint ICN-UNAM 06-03, June 2006, pp.10
Astrophysics and Space Science (2006) (in print)
- [9] J.Y. Beach, *J.Chem.Phys.* **4**, 353 (1936)
- [10] B.G. Anex, *J.Chem.Phys.* **38**, 1651 (1963)
L. Wolniewics, *J.Chem.Phys.* **43**, 1087 (1965)
C. Urdaneta, A. Largo-Cabrerizo, J. Lievin et al, *J.Chem.Phys.* **88**, 2091 (1988)
- [11] H.H. Michels, *J.Chem.Phys.* **44**, 3834 (1966)
T.A. Green, H.H. Michels and J.C. Browne, *J.Chem.Phys.* **69**, 101 (1978)
W. Kolos, *Int.J.Quantum Chem.*, **10**, 217 (1976)
F.B. Yousif, J.B.A. Mitchell, M. Rogelstad et al, *Phys.Rev.* **A49**, 4610 (1994)
- [12] T.R. Hogness and E.G. Lunn, *Phys. Rev.* **26**, 44 (1925)
Z. Liu and P. B. Davies, *J.Chem.Phys.* **107**, 337 (1997)
- [13] S. Lepp, P.C. Stancil and A. Dalgarno, *J.Phys.* **B35**, R37 (2002)
- [14] J.S. Heyl and L. Hernquist, *Phys.Rev* **A58**, 3567 (1998)
- [15] A.V. Turbiner, *Usp. Fiz. Nauk.* **144**, 35 (1984)
Sov.Phys. – Uspekhi **27**, 668 (1984) (English Translation)
- [16] W. Becken, P. Schmelcher and F.K. Diakonov, *J.Phys.* **B32**, 1557 (1999)
- [17] M.V. Ivanov and P. Schmelcher, *Phys.Rev.* **A61**, 022505 (2000)
- [18] T.A. Green, H.H. Michels and J.C. Browne, *J.Chem.Phys.* **64**, 3951 (1976)