

An Atom Counting QSPR Protocol

S. Giri¹, D. R. Roy¹, P. Bultinck^{2,*}, V. Subramanian^{3,*} and P. K. Chattaraj^{1,*}

¹Department of Chemistry, Indian Institute of Technology, Kharagpur 721302, India

²Department of Inorganic and Physical Chemistry, Ghent University, Krijgslaan 281,B-9000 Gent, Belgium

³Chemical Laboratory, Central Leather Research Institute, Adyar, Chennai 600 020, India

Abstract

A deceptively simple descriptor, viz. the number of carbon / non-hydrogenic atoms present in a molecule, is proposed for the development of useful quantitative-structure-property-relationship (QSPR) models. It is tested in models pertaining to the estimation of boiling point of alcohols, enthalpy of vaporization of polychlorinated biphenyls (PCBs), n-octanol / water partition coefficient of PCBs and chloroanisoles, pK_a values of carboxylic acids, phenols and alcohols etc. Very high values of various regression coefficients (R^2 , R^2_{CV} , R^2_{Ad}) suggest the significance of this descriptor which further improves in the resulting two-parameter QSPR models with electrophilicity or its local variant as an additional descriptor.

* To receive all correspondence: P. K. Chattaraj
Department of Chemistry,
Indian Institute of Technology,
Kharagpur 721302, India
E-mail: pkc@chem.iitkgp.ernet.in
Fax: +91-3222-255303

Abbreviations: DFT- Density functional theory
QSAR- Quantitative Structure Activity Relationship
QSPR- Quantitative Structure Property Relationship
FF- Fukui function
PCBs - Polychlorinated biphenyls
 pK_a - Acid-base dissociation constant
 $\Delta_{vap} H_m$ - Vaporization enthalpy
 N_C - number of carbon atoms
 N_{NH} - number of non-hydrogenic atoms
SD - Standard deviation
N - Number of observations

Keywords: Atom Counting, QSPR, Electrophilicity

Introduction

Quantitative Structure- Activity Relationship (QSAR) and Quantitative Structure-Property Relationship (QSPR) studies have seen recent upsurge of interest because of their potential in predicting various activities and properties of complex molecules bypassing the actual experimental observation. These studies rest on the presupposition that the molecular descriptors bear the signature of the molecular structure and hence are capable of providing insights into the molecular activity/reactivity and properties. However, it becomes a daunting task to find out the appropriate molecular descriptors for a given physical/chemical/biological property. Our aim is to provide with a simple descriptor, which does not need any large scale computation. We propose that the number of atoms in a molecule should serve that purpose. The rationale behind our prognosis is as follows. For a given group of molecules of similar structure the number of atoms will roughly scale as the number of electrons (N). It will also provide a rough estimate of the molecular volume (geometry) and hence the external potential ($v(\vec{r})$). Since N and $v(\vec{r})$ fix the Hamiltonian of the system they will provide the wave function and accordingly all properties.

In order to verify our prognosis we select some recently studied systems. We provide a QSPR protocol to use the number of atoms as the descriptor of boiling points of alcohol, enthalpy of vaporization of polychlorinated biphenyls (PCBs), n- octanol / water partition coefficients of PCBs and chloroanisoles and pK_a values for carboxylic acids, phenols and alcohols. Since electrophilicity [1, 2] has been shown to be a reliable descriptor for these properties we also analyze the associated two- parameter (number of atoms and electrophilicity) QSPR models.

QSPR Models for Boiling Points of Alcohols

Various QSPR models based on connectivity indices have been proposed [3- 5] in recent times in estimating the boiling points of 58 aliphatic alcohols. We try to develop a model based on just the number of carbon atoms (N_C) present in each alcohol as the descriptor. It may be noted that no computation other than a simple atom counting is needed to obtain our model.

Table 1 compares the experimental boiling points of 58 aliphatic alcohols with the corresponding quantities calculated using N_C as the sole descriptor. Figure 1 shows the associated regression with $R^2 = 0.864$, internal predictive ability ($R^2_{CV} = 0.853$ and $R^2_{Ad} = 0.862$). Considering the simplicity of the model it is unbelievable.

In order to improve upon this model we include electrophilicity (ω) [1,2] as well so that we have a two-parameter model. Conceptual density functional theory [6-8] based reactivity descriptors like electronegativity (χ) [9, 10], hardness (η) [11,12] and electrophilicity ($\omega = \frac{\chi^2}{2\eta}$) [1, 2] have been shown to be very useful in elucidating various aspects of structure, properties, reactivity and interactions [2, 6-8]. Here we use the following formula for the calculation of (ω):

$$\omega = \frac{\chi^2}{2\eta}$$
$$\square \frac{1}{4} \frac{(I + A)^2}{(I - A)} \square \frac{1}{4} \frac{(\epsilon_{HOMO} + \epsilon_{LUMO})^2}{(\epsilon_{LUMO} - \epsilon_{HOMO})} \quad (1)$$

where I, A, ϵ_{HOMO} and ϵ_{LUMO} are ionization potential, electron affinity, energy of the highest occupied molecular orbital and energy of the lowest unoccupied molecular orbital

respectively. Necessary quantities are calculated within a B3LYP/6-31+G (d) level of theory.

Table 1 presents the calculated boiling points for this two parameter QSPR model using N_C , and ω as the descriptors, whereas Figure 2 highlights the beautiful correlation with $R^2 = 0.869$, $R^2_{CV} = 0.858$ and $R^2_{Ad} = 0.867$.

QSPR Models for Enthalpy of Vaporization of PCBs

Since the number of carbon atoms in 209 PCB congeners (See the template in Table 2) remains same we use the number of non-hydrogenic atoms (N_{NH}) as the descriptor for the enthalpy of vaporization of these PCB molecules [13-16]. Experimental $\Delta_{vap}H_m$ values are available in two references [14, 15] and two different models are proposed based on those values as was done in reference 13. Tables 2 and 3 present the experimental and calculated $\Delta_{vap}H_m$ values for 17 and 27 congeners with R^2 , $R^2_{(CV)}$, $R^2_{(Ad)}$ values as 0.908, 0.866, 0.902 and 0.853, 0.832, 0.847 respectively. Related plots are provided in Figures 3 and 4. Corresponding two parameter models are developed using N_{NH} and electrophilicity (ω) values. Necessary ω values are taken from reference 13. As is evidenced from Tables 2, 3 and Figures 3, 4 there exist beautiful linear correlations with R^2 , $R^2_{(CV)}$, $R^2_{(Ad)}$ values as 0.951, 0.935, 0.948 and 0.856, 0.836, 0.851 respectively.

Tables 4, 5 and Figure 5 provide the predicted $\Delta_{vap}H_m$ values through the QSPR models presented above, for the remaining PCBs for which the corresponding experimental values are not known. These values compare very well with other reported literature values [13, 16].

QSPR Models for n- Octanol/Water Partition Coefficients of PCBs and Chloroanisoles

There have been several attempts to develop QSPR models for the lipophilic behavior of PCBs [17] and chloroanisoles [18]. In the present work we provide one and two-parameter models with N_{NH} and (N_{NH}, ω) as descriptors. Required ω values are taken from references 17 and 18.

Lipophilicity of PCBs

From a data set of 133 PCB congeners a training set containing 100 molecules is formed. Both single and two-parameter models are used to calculate the log P values of 100 PCBs, which are compared with the available experimental values taken from references 19 and 20. Figure 6 depicts the beautiful correlation with R^2 , $R^2_{(CV)}$, $R^2_{(Ad)}$ as 0.832, 0.824, 0.830 and 0.905, 0.900, 0.905 respectively for N_{NH} and (N_{NH}, ω) as descriptors. These regression models are then used to predict the log P values of 33 PCBs constituting the test set. Table 7 and Figure 7 highlight the reliability and robustness of these models through the respective regression coefficients R^2 , $R^2_{(CV)}$, $R^2_{(Ad)}$ being 0.873, 0.856, 0.869 and 0.906, 0.891, 0.903 respectively for one (N_{NH}) - and two (N_{NH}, ω) -parameter models. This fact indirectly provides a justification for log P itself being a suitable QSAR/QSPR descriptor. For the whole data set of 133 PCB congeners these values are (Table 8, Figure 8), 0.842, 0.836, 0.841 and 0.906, 0.906, 0.906 respectively for one (N_{NH}) - and two (N_{NH}, ω) - parameter models.

Lipophilicity of Chloroanisoles

Several QSPR studies [18] have been carried out in order to estimate the log P values for chloroanisoles. In this work we try to achieve the same with one- and two-parameter QSPR models respectively with N_{NH} and (N_{NH}, ω) as the descriptors.

Table 9 compares the experimental log P values (Reference 21) of chloroanisoles with the corresponding values calculated using N_{NH} as well as (N_{NH}, ω) as descriptors. The R^2 , $R^2_{(\text{CV})}$, $R^2_{(\text{Ad})}$ values (Table 9, Figure 9) are 0.927, 0.914, 0.923 and 0.928, 0.914, 0.924 respectively for one and two-parameter models. Unlike the case of PCBs there is very little improvement in going from a single parameter to a two-parameter case. The reason is the presence of a strong inter-correlation between N_{NH} and ω with R^2 , $R^2_{(\text{CV})}$, $R^2_{(\text{Ad})}$ as 0.957, 0.949, 0.955 (not shown here).

QSPR Models for pK_a Prediction

Group Philicity [22] has been found to be a reliable descriptor for pK_a prediction. It is calculated as the condensed philicity [23] summed over a group of relevant atoms as

$$\omega_g^\alpha = \sum_{k=1}^n \omega \cdot f_k^\alpha \quad (2)$$

where f_k^α is the condensed Fukui function on the atom k and $\alpha = +, -, 0$ represents nucleophilic, electrophilic and radical attacks respectively. For the present work the required ω_g^+ values are taken from reference 22 while the experimental pK_a values are taken from references 24-26. Table 10 presents the experimental pK_a values for three different sets of molecules comprising carboxylic acid, substituted phenols and alcohols

along with their pK_a values estimated in terms of N_C and (N_C, ω_g^+) via separate regressions for three sets. Figure 10 provides the linear correlation between the experimental and calculated pK_a values. The correlation is very good with R^2 , $R^2_{(CV)}$, $R^2_{(Ad)}$ being 0.9604, 0.9558, 0.9596 and 0.9906, 0.9895, 0.9904 respectively for the one (N_C) - and two (N_C, ω_g^+) - parameter models. It is worth mentioning that in both the plots the slope is unity and the intercept is close to zero, as expected. Further work related to toxicity and biological activity is in progress in our laboratory.

Conclusions

The number of atoms in a molecule can be considered to be a valid descriptor in a QSPR model. Very high coefficient of determination (R^2), leave-one-out cross-validated squared correlation coefficient (R^2_{CV}) and squared adjusted correlation coefficient (R^2_{Ad}) values associated with the QSPR models for estimating a variety of properties encompassing boiling points of alcohols, enthalpy of vaporization of PCBs, lipophilicity of PCBs and chloroanisoles and pK_a values for carboxylic acids, phenols, and alcohols etc. highlight the reliability and robustness of these models and importance of a simple descriptor like the number of carbon/non-hydrogenic atoms in a molecule. Inclusion of electrophilicity or its local variant provides further improvement and a very versatile two-parameter QSPR model results.

Acknowledgements

We thank BRNS, Mumbai for financial assistance and Mr. J. Padmanabhan and Mr. R. Parthasarathi for their help in various ways.

References

- [1] R.G. Parr, L.V. Szentpaly, S. Liu, *J. Am. Chem. Soc.* **1999**, 121,1922–1924
- [2] P. K. Chattaraj, U. Sarkar, D. R. Roy, *Chem. Rev.* **2006**, 106, 2065-2091.
- [3] M. Randic, M. Pompe, D. Mills, S. C. Basak, *Molecules* **2004**, 9, 1177–1193
- [4] G. Krenkel, E. Castro, A. A. Toropov, *J. Mol. Struct. (THEOCHEM)* **2001**, 542, 107–113.
- [5] D. Janežic, B. Lucic , S. Nikolic, A. Milicevic, N. Trinajstic, *Int. Electron. J. Mol. Des.* **2006**, 5 (4), 192–200
- [6] R. G. Parr, W. Yang, *Density Functional Theory of Atoms and Molecules*; Oxford University Press, Oxford, **1989**.
- [7] P. Geerlings, F. De Proft, W. Langenaeker, *Chem. Rev.* **2003**,103, 1793-1874.
- [8] Special Issue of *J. Chem. Sci.* on *Chemical Reactivity*, **2005**, Vol. 117, Guest Editor: P. K. Chattaraj.
- [9] R. G. Parr, D. A. Donnelly, M. Levy, W. E. Palke, *J. Chem. Phys.* **1978**, 68, 3801-3807.
- [10] K. D. Sen, C. K. Jorgenson, *Structure and Bonding*, Vol. 66: *Electronegativity*; Eds; Springer: Berlin, **1987**.
- [11] R. G. Parr, R. G. Pearson, *J. Am. Chem. Soc.* **1983**, 105, 7512-7516
- [12] R. G. Pearson, *Chemical Hardness: Applications from Molecules to Solids*; Wiley-VCH: Weinheim, **1997**.
- [13] J.Padmanabhan, R. Parthasarathi, V. Subramanian, P. K. Chattaraj, *QSAR & Comb. Sci.* **2006** (In Press)
- [14] S. Puri, J. S. Chickos, W. J. Welsh, *Anal. Chem.* **2001**, 73, 1480 – 1484.

- [15] K. Nakajoh, E. Shibata, T. Todoroki, A. Ohara, K. Nishizawa, T. Nakamura, *Environ. Toxicol. Chem.* **2006**, 25,327- 336.
- [16] S. Puri, J. S. Chickos, W. J. Welsh, *J. Chem. Inf. Comput. Sci.* **2002**, 42, 299 – 304.
- [17] J. Padmanabhan, R. Parthasarathi, V. Subramanian, P. K. Chattaraj, *Bioorg. Med. Chem.* **2006**, 14, 1021–1028 and references therein.
- [18] J. Padmanabhan, R. Parthasarathi, V. Subramanian, P. K. Chattaraj, *J. Mol. Struct. (THEOCHEM)* **2006** (In Press) and references therein.
- [19] G. S. Patil, *Chemosphere* **1991**, 22, 723-738.
- [20] M. Makino, *Chemosphere* **1998**, 37, 13-26.
- [21] P. Oliver, L. Ursula, B. Karlheinz, *Fresenius J. Anal. Chem.* **2001**, 371, 598-606.
- [22] R. Parthasarathi, J. Padmanabhan, M. Elango, K. Chitra, V. Subramanian, P. K. Chattaraj, *J. Phys. Chem. A* **2006**, 110, 6540-6544
- [23] P. K. Chattaraj, B. Maiti, U. Sarkar, *J. Phys. Chem. A.* **2003**, 107, 4973-4975.
- [24] L. A. Eriksson, R. Berglind, M. Sjostrom, *Chemom. Intell. Lab. Syst.* **1994**, 23, 235-245.
- [25] D. D. Perrin, B. Dempsey, E. P. Serjeant, *pK_a Prediction for Organic Acids and Bases*, Chapman and Hall: New York, **1981**.
- [26] M. J. Citra, *Chemosphere* **1999**, 38, 191-206.

Table 1. QSPR models for boiling points of 58 aliphatic alcohols.

<i>Alcohols</i>	ω (eV)	Boiling Point		
		Exptl [*]	Calcd ^a (N _C)	Calcd ^b (ω , N _C)
Methanol	1.911	64.7	49.422	46.789
Ethanol	1.806	78.3	67.087	68.543
1-Propanol	1.862	97.2	84.753	83.916
1-Butanol	1.789	117	102.418	104.434
1-Pentanol	1.896	137.8	120.084	117.761
1-Hexanol	1.790	157	137.749	139.591
1-Heptanol	1.790	176.3	155.415	157.193
1-Octanol	1.788	195.2	173.080	174.856
1-Nonanol	1.902	213.1	190.746	187.951
1-Decanol	1.903	230.2	208.411	205.498
2-Propanol	1.747	82.3	84.753	88.498
2-Butanol	1.720	99.6	102.418	107.169
2-Pentanol	1.692	119	120.084	125.886
2-Hexanol	1.691	139.9	137.749	143.533
2-Octanol	1.687	179.8	173.080	178.866
2-Nonanol	1.686	198.5	190.746	196.508
3-Pentanol	1.833	115.3	120.084	120.269
3-Hexanol	1.798	135.4	137.749	139.268
3-Heptanol	1.775	156.8	155.415	157.779
4-Heptanol	1.793	155	155.415	157.045
3-Nonanol	1.787	194.7	190.746	192.520
4-Nonanol	1.796	193	190.746	192.158
5-Nonanol	1.767	195.1	190.746	193.296
2-M-1-Propanol	1.863	107.9	102.418	101.502
2-M-2-Propanol	1.895	82.4	102.418	100.225
2-M-1-Butanol	1.867	128.7	120.084	118.924
2-M-2-Butanol	1.886	102	120.084	118.188
3-M-1-Butanol	1.823	131.2	120.084	120.660
3-M-2-Butanol	1.780	111.5	120.084	122.386
2-M-1-Pentanol	1.921	148	137.749	134.365
3-M-1-Pentanol	1.918	152.4	137.749	134.485
4-M-1-Pentanol	1.903	151.8	137.749	135.075
2-M-2-Pentanol	1.863	121.4	137.749	136.701
3-M-2-Pentanol	1.777	134.2	137.749	140.093
4-M-2-Pentanol	1.802	131.7	137.749	139.120
2-M-3-Pentanol	1.823	126.6	137.749	138.281
3-M-3-Pentanol	1.882	122.4	137.749	135.909
2-M-2-Hexanol	1.864	142.5	155.415	154.242
3-M-3-Hexanol	1.850	142.4	155.415	154.782
7-M-1-Octanol	1.793	206	190.746	192.255
2-E-1-Butanol	1.811	146.5	137.749	138.749
3-E-3-Pentanol	1.879	142.5	155.415	153.629
2-E-1-Hexanol	1.834	184.6	173.080	173.016
2,2-M-M-1-Propanol	1.925	113.1	120.083	116.609
2,2-M-M-1-Butanol	1.883	136.8	137.749	135.879

2,3-M-M-1-Butanol	1.874	149	137.749	136.229
3,3-M-M-1-Butanol	1.882	143	137.749	135.930
2,3-M-M-2-Butanol	1.882	118.6	137.749	135.924
3,3-M-M-2-Butanol	1.858	120	137.749	136.874
2,3-M-M-2-Pentanol	1.869	139.7	155.415	154.028
3,3-M-M-2-Pentanol	1.849	133	155.415	154.849
2,2-M-M-3-Pentanol	1.907	136	155.415	152.530
2,4-M-M-3-Pentanol	1.893	138.8	155.415	153.085
2,6-M-M-4-Heptanol	1.914	178	190.746	187.473
2,3-M-M-3-Pentanol	1.911	139	155.415	152.378
3,5-M-M-4-Heptanol	1.837	187	190.746	190.499
2,2,3-M-M-M-3-Pentanol	1.886	152.2	173.080	170.979
3,5,5-M-M-M-1-Hexanol	1.852	193	190.746	189.921

*Experimental data taken from References [3, 4, 5].

^aCalculated boiling point values using one parameter (N_C) regression.

^bCalculated boiling point values using two parameter (ω , N_C) regression.

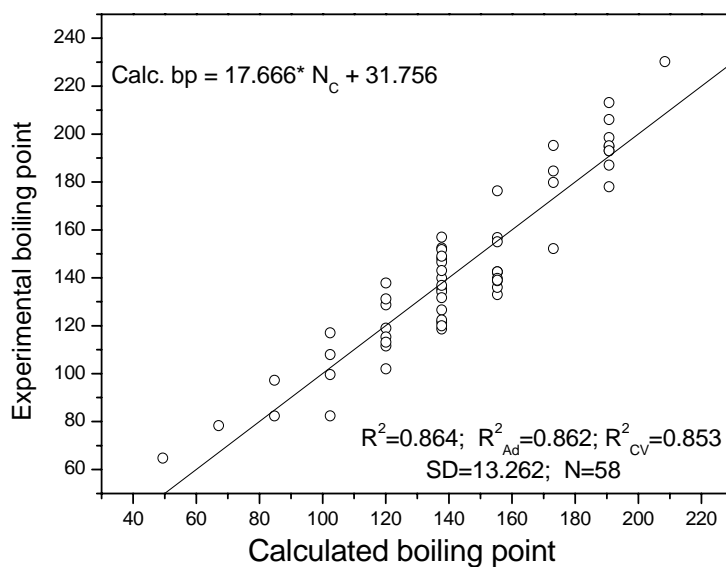


Figure 1: Experimental vs calculated boiling points with N_C for the complete set of 58 aliphatic alcohols.

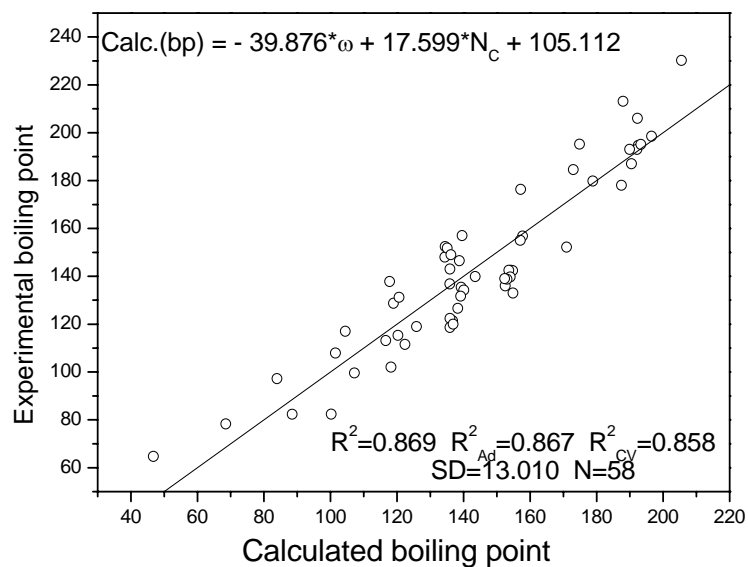
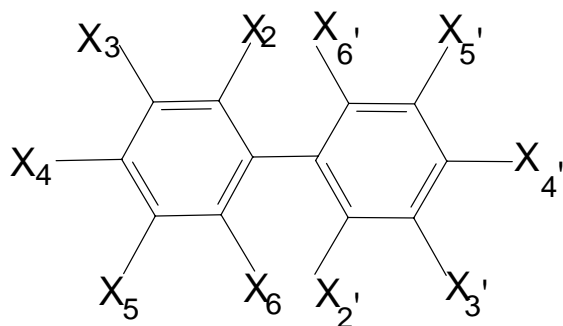


Figure 2: Experimental vs calculated boiling points with N_C, ω for the complete set of 58 aliphatic alcohols

Regression Equations:

Parameters	Regression Equations	R ²	R ² _(CV)	R ² _(Ad)
One	Calc. (bp) = 17.666* N _C + 31.756	0.864	0.853	0.862
Two	Calc. (bp) = - 39.876* ω + 17.599*N _C + 105.112	0.869	0.858	0.867

Table 2. Enthalpy of vaporization for the data set of 17 Polychlorinated Biphenyls



X, X'=H, or Cl

Geometry of biphenyl template with atom numbering

IUPAC No	Compounds	ω	$(\Delta_{\text{vap}}H_m (298.15 \text{ K}))$		
			Exptl*	Calcd ^a (N_{NH})	Calcd ^b (ω, N_{NH})
	Biphenyl	0.077	64.5± 2.2	65.21	62.45
1	2-Chlorobiphenyl	0.087	72.1± 2.0	71.28	71.88
2	3-Chlorobiphenyl	0.085	74.3± 1.1	71.28	70.57
3	4-Chlorobiphenyl	0.085	71.6± 0.7	71.28	70.57
7	2,4-Dichlorobiphenyl	0.096	75.4± 1.5	77.34	80.66
9	2,5-Dichlorobiphenyl	0.095	76.8± 0.4	77.34	80.00
11	3,3'-Dichlorobiphenyl	0.099	81± 0.2	77.34	82.62
15	4,4'-Dichlorobiphenyl	0.090	81.4± 0.3	77.34	76.73
18	2,2',5-Trichlorobiphenyl	0.094	80.2± 0.9	83.41	82.23
49	2,2',4,5'-Tetrachlorobiphenyl	0.098	87.4± 0.8	89.48	87.73
53	2,2',5,6'-Tetrachlorobiphenyl	0.094	84.9± 0.6	89.48	85.11
95	2,2',3,5',6-Pentachlorobiphenyl	0.103	92.3± 0.6	95.54	93.89
96	2,2',3,6,6'-Pentachlorobiphenyl	0.100	89.6± 0.2	95.54	91.92
103	2,2',4,5',6-Pentachlorobiphenyl	0.105	91.6± 0.5	95.54	95.20
153	2,2',4,4',5,5'-Hexachlorobiphenyl	0.110	103.5± 0.1	101.60	101.40
156	2,3,3',4,4',5-Hexachlorobiphenyl	0.119	112.6± 0.4	101.60	107.20
171	2,2',3,3',4,4',6-Heptachlorobiphenyl	0.116	109.1± 0.0	107.70	108.20

* Experimental values taken from Reference [14].

^aCalculated $\Delta_{\text{vap}}H_m$ using one parameter (N_{NH}) regression.

^bCalculated $\Delta_{\text{vap}}H_m$ using two parameter (ω, N_{NH}) regression.

Table 3. Enthalpy of vaporization for the data set of 27 Polychlorinated Biphenyls

IUPAC No	Compounds	ω	$(\Delta_{\text{vap}}H_m (298.15 \text{ K}))$		
			Exptl *	Calcd ^a (N_{NH})	Calcd ^b (ω, N_{NH})
	Biphenyl	0.077	58.36±3.58	62.83	62.32
4	2,2'-Dichlorobiphenyl	0.086	71.27±1.09	72.90	72.24
8	2,4'-Dichlorobiphenyl	0.087	75.75±1.47	72.90	72.37
15	4,4'-Dichlorobiphenyl	0.090	79.17±1.15	72.90	72.75
17	2,2',4-Trichlorobiphenyl	0.095	73.45±1.69	77.94	77.77
18	2,2',5-Trichlorobiphenyl	0.094	76.25±1.18	77.94	77.64
22	2,3,4'-Trichlorobiphenyl	0.100	76.45±3.38	77.94	78.41
28	2,4,4'-Trichlorobiphenyl	0.102	79.44±0.86	77.94	78.67
31	2,4',5-Trichlorobiphenyl	0.097	83.57±1.40	77.94	78.03
33	2,3',4'-Trichlorobiphenyl	0.100	81.55±1.94	77.94	78.41
44	2,2',3,5'-Tetrachlorobiphenyl	0.097	83.26±4.26	82.98	82.41
52	2,2',5,5'-Tetrachlorobiphenyl	0.097	81.28±0.47	82.98	82.41
66	2,3',4,4'-Tetrachlorobiphenyl	0.108	78±2.59	82.98	83.82
70	2,3',4',5-Tetrachlorobiphenyl	0.107	83.41±2.28	82.98	83.69
77	3,3',4,4'-Tetrachlorobiphenyl	0.112	83.47±1.85	82.98	84.33
95	2,2',3,5',6-Pentachlorobiphenyl	0.103	82.95±4.05	88.02	87.56
98	2,2',3,4',6'-Pentachlorobiphenyl	0.105	82.81±4.22	88.02	87.82
101	2,2',4,5,5'-Pentachlorobiphenyl	0.106	87.11±4.64	88.02	87.95
110	2,3,3',4',6-Pentachlorobiphenyl	0.106	89.58±1.45	88.02	87.95
118	2,3',4,4',5-Pentachlorobiphenyl	0.114	87.03±3.88	88.02	88.97
126	3,3',4,4',5-Pentachlorobiphenyl	0.108	95.38±2.92	88.02	88.20
137	2,2',3,4,4',5-Hexachlorobiphenyl	0.113	94.46±0.88	93.06	93.22
149	2,2',3,4',5',6-Hexachlorobiphenyl	0.107	90.01±3.13	93.06	92.46
153	2,2',4,4',5,5'-Hexachlorobiphenyl	0.110	99.38±4.16	93.06	92.84
170	2,2',3,3',4,4',5-Heptachlorobiphenyl	0.116	97.38±2.15	98.10	97.99
174	2,2',3,3',4,5,6'-Heptachlorobiphenyl	0.113	95.56±1.79	98.10	97.61
180	2,2',3,4,4',5,5'-Heptachlorobiphenyl	0.115	99.37±2.54	98.10	97.86

*Experimental values taken from reference [15].

^aCalculated $\Delta_{\text{vap}}H_m$ using one parameter (N_{NH}) regression.

^bCalculated $\Delta_{\text{vap}}H_m$ using two parameter (ω, N_{NH}) regression.

Table 4. Predicted ($\Delta_{\text{vap}}H_m$ (298.15 K)) for 193 PCBs using regression from 17 PCBs

IUPAC No	Compounds	ω	$(\Delta_{\text{vap}}H_m$ (298.15 K))		$\Delta_{\text{vap}}H_m^c$
			Calcd ^a (N_{NH})	Calcd ^b (ω , N_{NH})	
4	2,2'-Dichlorobiphenyl	0.086	77.34	74.11	72.6
5	2,3-Dichlorobiphenyl	0.094	77.34	79.35	73.4
6	2,3'-Dichlorobiphenyl	0.094	77.34	79.35	77.8
8	2,4'-Dichlorobiphenyl	0.087	77.34	74.76	76.5
10	2,6-Dichlorobiphenyl	0.091	77.34	77.38	80.6
12	3,4-Dichlorobiphenyl	0.099	77.34	82.62	79.5
13	3,4'-Dichlorobiphenyl	0.099	77.34	82.62	82
14	3,5-Dichlorobiphenyl	0.099	77.34	82.62	81.4
16	2,2',3-Trichlorobiphenyl	0.092	83.41	80.92	79.9
17	2,2',4-Trichlorobiphenyl	0.095	83.41	82.88	81.6
19	2,2',6-Trichlorobiphenyl	0.092	83.41	80.92	81
20	2,3,3'-Trichlorobiphenyl	0.100	83.41	86.16	93.7
21	2,3,4-Trichlorobiphenyl	0.102	83.41	87.47	88.6
22	2,3,4'-Trichlorobiphenyl	0.100	83.41	86.16	81
23	2,3,5-Trichlorobiphenyl	0.102	83.41	87.47	90.1
24	2,3,6-Trichlorobiphenyl	0.100	83.41	86.16	89.2
25	2,3',4-Trichlorobiphenyl	0.102	83.41	87.47	93.2
26	2,3',5-Trichlorobiphenyl	0.101	83.41	86.81	89.4
27	2,3',6-Trichlorobiphenyl	0.094	83.41	82.23	80.7
28	2,4,4'-Trichlorobiphenyl	0.102	83.41	87.47	89.3
29	2,4,5-Trichlorobiphenyl	0.103	83.41	88.12	82.9
30	2,4,6-Trichlorobiphenyl	0.102	83.41	87.47	91.1
31	2,4',5-Trichlorobiphenyl	0.097	83.41	84.19	91.2
32	2,4',6-Trichlorobiphenyl	0.094	83.41	82.23	82.9
33	2,3',4'-Trichlorobiphenyl	0.100	83.41	86.16	88.3
34	2,3',5'-Trichlorobiphenyl	0.093	83.41	81.57	83.3
35	3,3',4-Trichlorobiphenyl	0.106	83.41	90.09	90.1
36	3,3',5-Trichlorobiphenyl	0.096	83.41	83.54	85.7
37	3,4,4'-Trichlorobiphenyl	0.106	83.41	90.09	91.1
38	3,4,5-Trichlorobiphenyl	0.106	83.41	90.09	89.2
39	3,4',5-Trichlorobiphenyl	0.106	83.41	90.09	86.8
40	2,2',3,3'-Tetrachlorobiphenyl	0.096	89.48	86.42	94.7
41	2,2',3,4-Tetrachlorobiphenyl	0.101	89.48	89.69	90.5
42	2,2',3,4'-Tetrachlorobiphenyl	0.099	89.48	88.38	95.2
43	2,2',3,5-Tetrachlorobiphenyl	0.101	89.48	89.69	86.3
44	2,2',3,5'-Tetrachlorobiphenyl	0.097	89.48	87.07	84.4
45	2,2',3,6-Tetrachlorobiphenyl	0.100	89.48	89.04	80.5
46	2,2',3,6'-Tetrachlorobiphenyl	0.095	89.48	85.76	85.9
47	2,2',4,4'-Tetrachlorobiphenyl	0.100	89.48	89.04	90.3
48	2,2',4,5-Tetrachlorobiphenyl	0.102	89.48	90.35	90.8
50	2,2',4,6-Tetrachlorobiphenyl	0.102	89.48	90.35	81.2
51	2,2',4,6'-Tetrachlorobiphenyl	0.096	89.48	86.42	86.5
52	2,2',5,5'-Tetrachlorobiphenyl	0.097	89.48	87.07	84.5
54	2,2',6,6'-Tetrachlorobiphenyl	0.093	89.48	84.45	79.4
55	2,3,3',4-Tetrachlorobiphenyl	0.107	89.48	93.62	102.8
56	2,3,3',4'-Tetrachlorobiphenyl	0.105	89.48	92.31	99.7
57	2,3,3',5-Tetrachlorobiphenyl	0.107	89.48	93.62	96.1
58	2,3,3',5'-Tetrachlorobiphenyl	0.098	89.48	87.73	101.9

59	2,3,3',6-Tetrachlorobiphenyl	0.104	89.48	91.66	89.8
60	2,3,4,4'-Tetrachlorobiphenyl	0.107	89.48	93.62	98.6
61	2,3,4,5-Tetrachlorobiphenyl	0.109	89.48	94.93	93.8
62	2,3,4,6-Tetrachlorobiphenyl	0.108	89.48	94.28	97.6
63	2,3,4',5-Tetrachlorobiphenyl	0.107	89.48	93.62	94.1
64	2,3,4',6-Tetrachlorobiphenyl	0.104	89.48	91.66	91.7
65	2,3,5,6-Tetrachlorobiphenyl	0.108	89.48	94.28	97.8
66	2,3',4,4'-Tetrachlorobiphenyl	0.108	89.48	94.28	93
67	2,3',4,5-Tetrachlorobiphenyl	0.109	89.48	94.93	96.6
68	2,3',4,5'-Tetrachlorobiphenyl	0.102	89.48	90.35	102.5
69	2,3',4,6-Tetrachlorobiphenyl	0.105	89.48	92.31	90.3
70	2,3',4',5-Tetrachlorobiphenyl	0.107	89.48	93.62	96.1
71	2,3',4',6-Tetrachlorobiphenyl	0.097	89.48	87.07	92.8
72	2,3',5,5'-Tetrachlorobiphenyl	0.101	89.48	89.69	97.8
73	2,3',5',6-Tetrachlorobiphenyl	0.098	89.48	87.73	90.2
74	2,4,4',5-Tetrachlorobiphenyl	0.106	89.48	92.97	94.4
75	2,4,4',6-Tetrachlorobiphenyl	0.104	89.48	91.66	92.4
76	2,3',4',5'-Tetrachlorobiphenyl	0.102	89.48	90.35	92.4
77	3,3',4,4'-Tetrachlorobiphenyl	0.112	89.48	96.90	97.8
78	3,3',4,5-Tetrachlorobiphenyl	0.105	89.48	92.31	94.8
79	3,3',4,5'-Tetrachlorobiphenyl	0.101	89.48	89.69	99.7
80	3,3',5,5'-Tetrachlorobiphenyl	0.100	89.48	89.04	95.3
81	3,4,4',5-Tetrachlorobiphenyl	0.112	89.48	96.90	95.8
82	2,2',3,3',4-Pentachlorobiphenyl	0.105	95.54	95.20	92.5
83	2,2',3,3',5-Pentachlorobiphenyl	0.104	95.54	94.54	91.7
84	2,2',3,3',6-Pentachlorobiphenyl	0.103	95.54	93.89	89.2
85	2,2',3,4,4'-Pentachlorobiphenyl	0.105	95.54	95.20	100.2
86	2,2',3,4,5-Pentachlorobiphenyl	0.109	95.54	97.82	93.1
87	2,2',3,4,5'-Pentachlorobiphenyl	0.104	95.54	94.54	99.6
88	2,2',3,4,6-Pentachlorobiphenyl	0.109	95.54	97.82	89
89	2,2',3,4,6'-Pentachlorobiphenyl	0.102	95.54	93.23	88.6
90	2,2',3,4',5-Pentachlorobiphenyl	0.105	95.54	95.20	96
91	2,2',3,4',6-Pentachlorobiphenyl	0.104	95.54	94.54	89.2
92	2,2',3,5,5'-Pentachlorobiphenyl	0.104	95.54	94.54	97
93	2,2',3,5,6-Pentachlorobiphenyl	0.108	95.54	97.16	88.5
94	2,2',3,5,6'-Pentachlorobiphenyl	0.101	95.54	92.58	88.1
97	2,2',3,4',5'-Pentachlorobiphenyl	0.106	95.54	95.85	96.3
98	2,2',3,4',6'-Pentachlorobiphenyl	0.105	95.54	95.20	96.3
99	2,2',4,4',5-Pentachlorobiphenyl	0.107	95.54	96.51	102.3
100	2,2',4,4',6-Pentachlorobiphenyl	0.106	95.54	95.85	92.1
101	2,2',4,5,5'-Pentachlorobiphenyl	0.106	95.54	95.85	95.6
102	2,2',4,5,6'-Pentachlorobiphenyl	0.103	95.54	93.89	88.4
104	2,2',4,6,6'-Pentachlorobiphenyl	0.103	95.54	93.89	86.3
105	2,3,3',4,4'-Pentachlorobiphenyl	0.112	95.54	99.78	106.7
106	2,3,3',4,5-Pentachlorobiphenyl	0.114	95.54	101.10	106.9
107	2,3,3',4',5-Pentachlorobiphenyl	0.112	95.54	99.78	102.2
108	2,3,3',4,5'-Pentachlorobiphenyl	0.108	95.54	97.16	100.9
109	2,3,3',4,6-Pentachlorobiphenyl	0.112	95.54	99.78	95.2
110	2,3,3',4',6-Pentachlorobiphenyl	0.106	95.54	95.85	97.6
111	2,3,3',5,5'-Pentachlorobiphenyl	0.108	95.54	97.16	102
112	2,3,3',5,6-Pentachlorobiphenyl	0.112	95.54	99.78	94.7
113	2,3,3',5',6-Pentachlorobiphenyl	0.107	95.54	96.51	95.1
114	2,3,4,4',5-Pentachlorobiphenyl	0.112	95.54	99.78	107.1

115	2,3,4,4',6-Pentachlorobiphenyl	0.112	95.54	99.78	97.4
116	2,3,4,5,6-Pentachlorobiphenyl	0.114	95.54	101.10	108
117	2,3,4',5,6-Pentachlorobiphenyl	0.112	95.54	99.78	96.9
118	2,3',4,4',5-Pentachlorobiphenyl	0.114	95.54	101.10	107.6
119	2,3',4,4',6-Pentachlorobiphenyl	0.108	95.54	97.16	102.2
120	2,3',4,5,5'-Pentachlorobiphenyl	0.110	95.54	98.47	106.2
121	2,3',4,5',6-Pentachlorobiphenyl	0.109	95.54	97.82	99.7
122	2,3,3',4',5'-Pentachlorobiphenyl	0.106	95.54	95.85	103.7
123	2,3',4,4',5'-Pentachlorobiphenyl	0.106	95.54	95.85	104.4
124	2,3',4',5,5'-Pentachlorobiphenyl	0.105	95.54	95.20	104.6
125	2,3',4',5',6-Pentachlorobiphenyl	0.103	95.54	93.89	96
126	3,3',4,4',5-Pentachlorobiphenyl	0.108	95.54	97.16	107.4
127	3,3',4,5,5'-Pentachlorobiphenyl	0.109	95.54	97.82	104.4
128	2,2',3,3',4,4'-Hexachlorobiphenyl	0.109	101.60	100.70	106
129	2,2',3,3',4,5-Hexachlorobiphenyl	0.112	101.60	102.70	99.3
130	2,2',3,3',4,5'-Hexachlorobiphenyl	0.108	101.60	100.00	113.2
131	2,2',3,3',4,6-Hexachlorobiphenyl	0.112	101.60	102.70	96.6
132	2,2',3,3',4,6'-Hexachlorobiphenyl	0.107	101.60	99.39	101.1
133	2,2',3,3',5,5'-Hexachlorobiphenyl	0.108	101.60	100.00	96.8
134	2,2',3,3',5,6-Hexachlorobiphenyl	0.111	101.60	102.00	92.1
135	2,2',3,3',5,6'-Hexachlorobiphenyl	0.106	101.60	98.73	97
136	2,2',3,3',6,6'-Hexachlorobiphenyl	0.103	101.60	96.77	94.2
137	2,2',3,4,4',5-Hexachlorobiphenyl	0.113	101.60	103.30	105.3
138	2,2',3,4,4',5'-Hexachlorobiphenyl	0.109	101.60	100.70	103.1
139	2,2',3,4,4',6-Hexachlorobiphenyl	0.113	101.60	103.30	102.5
140	2,2',3,4,4',6'-Hexachlorobiphenyl	0.109	101.60	100.70	100.9
141	2,2',3,4,5,5'-Hexachlorobiphenyl	0.112	101.60	102.70	106.2
142	2,2',3,4,5,6-Hexachlorobiphenyl	0.114	101.60	104.00	91
143	2,2',3,4,5,6'-Hexachlorobiphenyl	0.109	101.60	100.70	94.6
144	2,2',3,4,5',6-Hexachlorobiphenyl	0.112	101.60	102.70	96.5
145	2,2',3,4,6,6'-Hexachlorobiphenyl	0.109	101.60	100.70	92.3
146	2,2',3,4',5,5'-Hexachlorobiphenyl	0.110	101.60	101.40	106.8
147	2,2',3,4',5,6-Hexachlorobiphenyl	0.112	101.60	102.70	98.3
148	2,2',3,4',5,6'-Hexachlorobiphenyl	0.108	101.60	100.00	96.5
149	2,2',3,4',5',6-Hexachlorobiphenyl	0.107	101.60	99.39	97.1
150	2,2',3,4',6,6'-Hexachlorobiphenyl	0.106	101.60	98.73	95.7
151	2,2',3,5,5',6-Hexachlorobiphenyl	0.111	101.60	102.00	92
152	2,2',3,5,6,6'-Hexachlorobiphenyl	0.108	101.60	100.00	87.8
154	2,2',4,4',5,6'-Hexachlorobiphenyl	0.108	101.60	100.00	96.9
155	2,2',4,4',6,6'-Hexachlorobiphenyl	0.108	101.60	100.00	96.3
157	2,3,3',4,4',5'-Hexachlorobiphenyl	0.111	101.60	102.00	117
158	2,3,3',4,4',6-Hexachlorobiphenyl	0.115	101.60	104.60	110.7
159	2,3,3',4,5,5'-Hexachlorobiphenyl	0.116	101.60	105.30	111.4
160	2,3,3',4,5,6-Hexachlorobiphenyl	0.118	101.60	106.60	103.5
161	2,3,3',4,5',6-Hexachlorobiphenyl	0.116	101.60	105.30	108.4
162	2,3,3',4',5,5'-Hexachlorobiphenyl	0.111	101.60	102.00	112.6
163	2,3,3',4',5,6-Hexachlorobiphenyl	0.115	101.60	104.60	106.7
164	2,3,3',4',5',6-Hexachlorobiphenyl	0.110	101.60	101.40	111.3
165	2,3,3',5,5',6-Hexachlorobiphenyl	0.115	101.60	104.60	104.2
166	2,3,4,4',5,6-Hexachlorobiphenyl	0.118	101.60	106.60	106
167	2,3',4,4',5,5'-Hexachlorobiphenyl	0.112	101.60	102.70	112.2
168	2,3',4,4',5',6-Hexachlorobiphenyl	0.112	101.60	102.70	112.2
169	3,3',4,4',5,5'-Hexachlorobiphenyl	0.112	101.60	102.70	112.2

170	2,2',3,3',4,4',5-Heptachlorobiphenyl	0.116	107.70	108.20	116
172	2,2',3,3',4,5,5'-Heptachlorobiphenyl	0.116	107.70	108.20	117.2
173	2,2',3,3',4,5,6-Heptachlorobiphenyl	0.118	107.70	109.50	99.6
174	2,2',3,3',4,5,6'-Heptachlorobiphenyl	0.113	107.70	106.20	103.3
175	2,2',3,3',4,5',6-Heptachlorobiphenyl	0.115	107.70	107.50	114.3
176	2,2',3,3',4,6,6'-Heptachlorobiphenyl	0.112	107.70	105.50	100.8
177	2,2',3,3',4,5',6'-Heptachlorobiphenyl	0.114	107.70	106.90	102.9
178	2,2',3,3',5,5',6-Heptachlorobiphenyl	0.114	107.70	106.90	105.5
179	2,2',3,3',5,6,6'-Heptachlorobiphenyl	0.111	107.70	104.90	96.3
180	2,2',3,4,4',5,5'-Heptachlorobiphenyl	0.115	107.70	107.50	111.9
181	2,2',3,4,4',5,6-Heptachlorobiphenyl	0.119	107.70	110.10	102
182	2,2',3,4,4',5,6'-Heptachlorobiphenyl	0.113	107.70	106.20	102.8
183	2,2',3,4,4',5',6-Heptachlorobiphenyl	0.115	107.70	107.50	113.1
184	2,2',3,4,4',6,6'-Heptachlorobiphenyl	0.113	107.70	106.20	102.2
185	2,2',3,4,5,5',6-Heptachlorobiphenyl	0.118	107.70	109.50	99.6
186	2,2',3,4,5,6,6'-Heptachlorobiphenyl	0.115	107.70	107.50	94.5
187	2,2',3,4',5,5',6-Heptachlorobiphenyl	0.114	107.70	106.90	106
188	2,2',3,4',5,6,6'-Heptachlorobiphenyl	0.111	107.70	104.90	97.9
189	2,3,3',4,4',5,5'-Heptachlorobiphenyl	0.119	107.70	110.10	122.1
190	2,3,3',4,4',5,6-Heptachlorobiphenyl	0.121	107.70	111.40	115.7
191	2,3,3',4,4',5',6-Heptachlorobiphenyl	0.119	107.70	110.10	120.5
192	2,3,3',4,5,5',6-Heptachlorobiphenyl	0.122	107.70	112.10	113.5
193	2,3,3',4',5,5',6-Heptachlorobiphenyl	0.118	107.70	109.50	113.2
194	2,2',3,3',4,4',5,5'-Octachlorobiphenyl	0.119	113.70	113.00	119.6
195	2,2',3,3',4,4',5,6-Octachlorobiphenyl	0.121	113.70	114.30	117.3
196	2,2',3,3',4,4',5,6'-Octachlorobiphenyl	0.118	113.70	112.40	111.4
197	2,2',3,3',4,4',6,6'-Octachlorobiphenyl	0.116	113.70	111.00	110.5
198	2,2',3,3',4,5,5',6-Octachlorobiphenyl	0.121	113.70	114.30	108.1
199	2,2',3,3',4,5,5',6'-Octachlorobiphenyl	0.117	113.70	111.70	112.1
200	2,2',3,3',4,5,6,6'-Octachlorobiphenyl	0.118	113.70	112.40	102.8
201	2,2',3,3',4,5',6,6'-Octachlorobiphenyl	0.115	113.70	110.40	109.2
202	2,2',3,3',5,5',6,6'-Octachlorobiphenyl	0.114	113.70	109.70	104.7
203	2,2',3,4,4',5,5',6-Octachlorobiphenyl	0.121	113.70	114.30	110.7
204	2,2',3,4,4',5,6,6'-Octachlorobiphenyl	0.119	113.70	113.00	104.4
205	2,3,3',4,4',5,5',6-Octachlorobiphenyl	0.125	113.70	116.90	125.5
206	2,2',3,3',4,4',5,5',6-Nonachlorobiphenyl	0.124	119.80	119.20	119
207	2,2',3,3',4,4',5,6,6'-Nonachlorobiphenyl	0.122	119.80	117.90	115.4
208	2,2',3,3',4,5,5',6,6'-Nonachlorobiphenyl	0.121	119.80	117.20	114.9
209	2,2',3,3',4,4',5,5',6,6'-Decachlorobiphenyl	0.124	119.80	119.20	121.4

^aCalculated $\Delta_{\text{vap}}H_m$ using one parameter (N_{NH}) regression.

^bCalculated $\Delta_{\text{vap}}H_m$ using two parameter (ω , N_{NH}) regression.

^cData from [Ref.16] for comparison.

Table 5: Predicted ($\Delta_{\text{vap}}H_m$ (298.15 K)) for 183 PCBs using regression from 27 PCBs

IUPAC No	Compounds	ω	$\Delta_{\text{vap}}H_m$ (298.15 K)	
			Calcd ^a (N _{NH})	Calcd ^b (ω , N _{NH})
1	2-Chlorobiphenyl	0.087	67.87	66.81
2	3-Chlorobiphenyl	0.085	67.87	66.55
3	4-Chlorobiphenyl	0.085	67.87	66.55
5	2,3-Dichlorobiphenyl	0.094	72.90	72.09
6	2,3'-Dichlorobiphenyl	0.094	72.90	72.09
7	2,4-Dichlorobiphenyl	0.096	72.90	72.34
9	2,5-Dichlorobiphenyl	0.095	72.90	72.22
10	2,6-Dichlorobiphenyl	0.091	72.90	71.70
11	3,3'-Dichlorobiphenyl	0.099	72.90	72.73
12	3,4-Dichlorobiphenyl	0.099	72.90	72.73
13	3,4'-Dichlorobiphenyl	0.099	72.90	72.73
14	3,5-Dichlorobiphenyl	0.099	72.90	72.73
16	2,2',3-Trichlorobiphenyl	0.092	77.94	76.22
19	2,2',6-Trichlorobiphenyl	0.092	77.94	76.22
20	2,3,3'-Trichlorobiphenyl	0.100	77.94	77.24
21	2,3,4-Trichlorobiphenyl	0.102	77.94	77.50
23	2,3,5-Trichlorobiphenyl	0.102	77.94	77.50
24	2,3,6-Trichlorobiphenyl	0.100	77.94	77.24
25	2,3',4-Trichlorobiphenyl	0.102	77.94	77.50
26	2,3',5-Trichlorobiphenyl	0.101	77.94	77.37
27	2,3',6-Trichlorobiphenyl	0.094	77.94	76.47
29	2,4,5-Trichlorobiphenyl	0.103	77.94	77.62
30	2,4,6-Trichlorobiphenyl	0.102	77.94	77.50
32	2,4',6-Trichlorobiphenyl	0.094	77.94	76.47
34	2,3',5'-Trichlorobiphenyl	0.093	77.94	76.34
35	3,3',4-Trichlorobiphenyl	0.106	77.94	78.01
36	3,3',5-Trichlorobiphenyl	0.096	77.94	76.73
37	3,4,4'-Trichlorobiphenyl	0.106	77.94	78.01
38	3,4,5-Trichlorobiphenyl	0.106	77.94	78.01
39	3,4',5-Trichlorobiphenyl	0.106	77.94	78.01
40	2,2',3,3'-Tetrachlorobiphenyl	0.096	82.98	81.11
41	2,2',3,4-Tetrachlorobiphenyl	0.101	82.98	81.75
42	2,2',3,4'-Tetrachlorobiphenyl	0.099	82.98	81.49
43	2,2',3,5-Tetrachlorobiphenyl	0.101	82.98	81.75
45	2,2',3,6-Tetrachlorobiphenyl	0.100	82.98	81.62
46	2,2',3,6'-Tetrachlorobiphenyl	0.095	82.98	80.98
47	2,2',4,4'-Tetrachlorobiphenyl	0.100	82.98	81.62
48	2,2',4,5-Tetrachlorobiphenyl	0.102	82.98	81.88
49	2,2',4,5'-Tetrachlorobiphenyl	0.098	82.98	81.37
50	2,2',4,6-Tetrachlorobiphenyl	0.102	82.98	81.88
51	2,2',4,6'-Tetrachlorobiphenyl	0.096	82.98	81.11
53	2,2',5,6'-Tetrachlorobiphenyl	0.094	82.98	80.86
54	2,2',6,6'-Tetrachlorobiphenyl	0.093	82.98	80.73
55	2,3,3',4-Tetrachlorobiphenyl	0.107	82.98	82.52
56	2,3,3',4'-Tetrachlorobiphenyl	0.105	82.98	82.26
57	2,3,3',5-Tetrachlorobiphenyl	0.107	82.98	82.52
58	2,3,3',5'-Tetrachlorobiphenyl	0.098	82.98	81.37
59	2,3,3',6-Tetrachlorobiphenyl	0.104	82.98	82.13

60	2,3,4,4'-Tetrachlorobiphenyl	0.107	82.98	82.52
61	2,3,4,5-Tetrachlorobiphenyl	0.109	82.98	82.77
62	2,3,4,6-Tetrachlorobiphenyl	0.108	82.98	82.65
63	2,3,4',5-Tetrachlorobiphenyl	0.107	82.98	82.52
64	2,3,4',6-Tetrachlorobiphenyl	0.104	82.98	82.13
65	2,3,5,6-Tetrachlorobiphenyl	0.108	82.98	82.65
67	2,3',4,5-Tetrachlorobiphenyl	0.109	82.98	82.77
68	2,3',4,5'-Tetrachlorobiphenyl	0.102	82.98	81.88
69	2,3',4,6-Tetrachlorobiphenyl	0.105	82.98	82.26
71	2,3',4',6-Tetrachlorobiphenyl	0.097	82.98	81.24
72	2,3',5,5'-Tetrachlorobiphenyl	0.101	82.98	81.75
73	2,3',5',6-Tetrachlorobiphenyl	0.098	82.98	81.37
74	2,4,4',5-Tetrachlorobiphenyl	0.106	82.98	82.39
75	2,4,4',6-Tetrachlorobiphenyl	0.104	82.98	82.13
76	2,3',4',5'-Tetrachlorobiphenyl	0.102	82.98	81.88
78	3,3',4,5-Tetrachlorobiphenyl	0.105	82.98	82.26
79	3,3',4,5'-Tetrachlorobiphenyl	0.101	82.98	81.75
80	3,3',5,5'-Tetrachlorobiphenyl	0.100	82.98	81.62
81	3,4,4',5-Tetrachlorobiphenyl	0.112	82.98	83.16
82	2,2',3,3',4-Pentachlorobiphenyl	0.105	88.02	86.65
83	2,2',3,3',5-Pentachlorobiphenyl	0.104	88.02	86.52
84	2,2',3,3',6-Pentachlorobiphenyl	0.103	88.02	86.39
85	2,2',3,4,4'-Pentachlorobiphenyl	0.105	88.02	86.65
86	2,2',3,4,5-Pentachlorobiphenyl	0.109	88.02	87.16
87	2,2',3,4,5'-Pentachlorobiphenyl	0.104	88.02	86.52
88	2,2',3,4,6-Pentachlorobiphenyl	0.109	88.02	87.16
89	2,2',3,4,6'-Pentachlorobiphenyl	0.102	88.02	86.26
90	2,2',3,4',5-Pentachlorobiphenyl	0.105	88.02	86.65
91	2,2',3,4',6-Pentachlorobiphenyl	0.104	88.02	86.52
92	2,2',3,5,5'-Pentachlorobiphenyl	0.104	88.02	86.52
93	2,2',3,5,6-Pentachlorobiphenyl	0.108	88.02	87.03
94	2,2',3,5,6'-Pentachlorobiphenyl	0.101	88.02	86.13
96	2,2',3,6,6'-Pentachlorobiphenyl	0.100	88.02	86.01
97	2,2',3,4',5'-Pentachlorobiphenyl	0.106	88.02	86.77
99	2,2',4,4',5-Pentachlorobiphenyl	0.107	88.02	86.90
100	2,2',4,4',6-Pentachlorobiphenyl	0.106	88.02	86.77
102	2,2',4,5,6'-Pentachlorobiphenyl	0.103	88.02	86.39
103	2,2',4,5',6-Pentachlorobiphenyl	0.105	88.02	86.65
104	2,2',4,6,6'-Pentachlorobiphenyl	0.103	88.02	86.39
105	2,3,3',4,4'-Pentachlorobiphenyl	0.112	88.02	87.54
106	2,3,3',4,5-Pentachlorobiphenyl	0.114	88.02	87.80
107	2,3,3',4',5-Pentachlorobiphenyl	0.112	88.02	87.54
108	2,3,3',4,5'-Pentachlorobiphenyl	0.108	88.02	87.03
109	2,3,3',4,6-Pentachlorobiphenyl	0.112	88.02	87.54
111	2,3,3',5,5'-Pentachlorobiphenyl	0.108	88.02	87.03
112	2,3,3',5,6-Pentachlorobiphenyl	0.112	88.02	87.54
113	2,3,3',5',6-Pentachlorobiphenyl	0.107	88.02	86.90
114	2,3,4,4',5-Pentachlorobiphenyl	0.112	88.02	87.54
115	2,3,4,4',6-Pentachlorobiphenyl	0.112	88.02	87.54
116	2,3,4,5,6-Pentachlorobiphenyl	0.114	88.02	87.80
117	2,3,4',5,6-Pentachlorobiphenyl	0.112	88.02	87.54
119	2,3',4,4',6-Pentachlorobiphenyl	0.108	88.02	87.03
120	2,3',4,5,5'-Pentachlorobiphenyl	0.110	88.02	87.29

121	2,3',4,5',6-Pentachlorobiphenyl	0.109	88.02	87.16
122	2,3,3',4',5'-Pentachlorobiphenyl	0.106	88.02	86.77
123	2,3',4,4',5'-Pentachlorobiphenyl	0.106	88.02	86.77
124	2,3',4',5,5'-Pentachlorobiphenyl	0.105	88.02	86.65
125	2,3',4',5',6-Pentachlorobiphenyl	0.103	88.02	86.39
127	3,3',4,5,5'-Pentachlorobiphenyl	0.109	88.02	87.16
128	2,2',3,3',4,4'-Hexachlorobiphenyl	0.109	93.06	91.54
129	2,2',3,3',4,5-Hexachlorobiphenyl	0.112	93.06	91.92
130	2,2',3,3',4,5'-Hexachlorobiphenyl	0.108	93.06	91.41
131	2,2',3,3',4,6-Hexachlorobiphenyl	0.112	93.06	91.92
132	2,2',3,3',4,6'-Hexachlorobiphenyl	0.107	93.06	91.28
133	2,2',3,3',5,5'-Hexachlorobiphenyl	0.108	93.06	91.41
134	2,2',3,3',5,6-Hexachlorobiphenyl	0.111	93.06	91.80
135	2,2',3,3',5,6'-Hexachlorobiphenyl	0.106	93.06	91.16
136	2,2',3,3',6,6'-Hexachlorobiphenyl	0.103	93.06	90.77
138	2,2',3,4,4',5'-Hexachlorobiphenyl	0.109	93.06	91.54
139	2,2',3,4,4',6-Hexachlorobiphenyl	0.113	93.06	92.05
140	2,2',3,4,4',6'-Hexachlorobiphenyl	0.109	93.06	91.54
141	2,2',3,4,5,5'-Hexachlorobiphenyl	0.112	93.06	91.92
142	2,2',3,4,5,6-Hexachlorobiphenyl	0.114	93.06	92.18
143	2,2',3,4,5,6'-Hexachlorobiphenyl	0.109	93.06	91.54
144	2,2',3,4,5',6-Hexachlorobiphenyl	0.112	93.06	91.92
145	2,2',3,4,6,6'-Hexachlorobiphenyl	0.109	93.06	91.54
146	2,2',3,4',5,5'-Hexachlorobiphenyl	0.110	93.06	91.67
147	2,2',3,4',5,6-Hexachlorobiphenyl	0.112	93.06	91.92
148	2,2',3,4',5,6'-Hexachlorobiphenyl	0.108	93.06	91.41
150	2,2',3,4',6,6'-Hexachlorobiphenyl	0.106	93.06	91.16
151	2,2',3,5,5',6-Hexachlorobiphenyl	0.111	93.06	91.80
152	2,2',3,5,6,6'-Hexachlorobiphenyl	0.108	93.06	91.41
154	2,2',4,4',5,6'-Hexachlorobiphenyl	0.108	93.06	91.41
155	2,2',4,4',6,6'-Hexachlorobiphenyl	0.108	93.06	91.41
156	2,3,3',4,4',5-Hexachlorobiphenyl	0.119	93.06	92.82
157	2,3,3',4,4',5'-Hexachlorobiphenyl	0.111	93.06	91.80
158	2,3,3',4,4',6-Hexachlorobiphenyl	0.115	93.06	92.31
159	2,3,3',4,5,5'-Hexachlorobiphenyl	0.116	93.06	92.44
160	2,3,3',4,5,6-Hexachlorobiphenyl	0.118	93.06	92.69
161	2,3,3',4,5',6-Hexachlorobiphenyl	0.116	93.06	92.44
162	2,3,3',4',5,5'-Hexachlorobiphenyl	0.111	93.06	91.80
163	2,3,3',4',5,6-Hexachlorobiphenyl	0.115	93.06	92.31
164	2,3,3',4',5',6-Hexachlorobiphenyl	0.110	93.06	91.67
165	2,3,3',5,5',6-Hexachlorobiphenyl	0.115	93.06	92.31
166	2,3,4,4',5,6-Hexachlorobiphenyl	0.118	93.06	92.69
167	2,3',4,4',5,5'-Hexachlorobiphenyl	0.112	93.06	91.92
168	2,3',4,4',5',6-Hexachlorobiphenyl	0.112	93.06	91.92
169	3,3',4,4',5,5'-Hexachlorobiphenyl	0.112	93.06	91.92
171	2,2',3,3',4,4',6-Heptachlorobiphenyl	0.116	98.10	96.82
172	2,2',3,3',4,5,5'-Heptachlorobiphenyl	0.116	98.10	96.82
173	2,2',3,3',4,5,6-Heptachlorobiphenyl	0.118	98.10	97.08
175	2,2',3,3',4,5',6-Heptachlorobiphenyl	0.115	98.10	96.69
176	2,2',3,3',4,6,6'-Heptachlorobiphenyl	0.112	98.10	96.31
177	2,2',3,3',4,5',6'-Heptachlorobiphenyl	0.114	98.10	96.56
178	2,2',3,3',5,5',6-Heptachlorobiphenyl	0.114	98.10	96.56
179	2,2',3,3',5,6,6'-Heptachlorobiphenyl	0.111	98.10	96.18

181	2,2',3,4,4',5,6-Heptachlorobiphenyl	0.119	98.10	97.20
182	2,2',3,4,4',5,6'-Heptachlorobiphenyl	0.113	98.10	96.44
183	2,2',3,4,4',5',6-Heptachlorobiphenyl	0.115	98.10	96.69
184	2,2',3,4,4',6,6'-Heptachlorobiphenyl	0.113	98.10	96.44
185	2,2',3,4,5,5',6-Heptachlorobiphenyl	0.118	98.10	97.08
186	2,2',3,4,5,6,6'-Heptachlorobiphenyl	0.115	98.10	96.69
187	2,2',3,4',5,5',6-Heptachlorobiphenyl	0.114	98.10	96.56
188	2,2',3,4',5,6,6'-Heptachlorobiphenyl	0.111	98.10	96.18
189	2,3,3',4,4',5,5'-Heptachlorobiphenyl	0.119	98.10	97.20
190	2,3,3',4,4',5,6-Heptachlorobiphenyl	0.121	98.10	97.46
191	2,3,3',4,4',5',6-Heptachlorobiphenyl	0.119	98.10	97.20
192	2,3,3',4,5,5',6-Heptachlorobiphenyl	0.122	98.10	97.59
193	2,3,3',4',5,5',6-Heptachlorobiphenyl	0.118	98.10	97.08
194	2,2',3,3',4,4',5,5'-Octachlorobiphenyl	0.119	103.10	101.60
195	2,2',3,3',4,4',5,6-Octachlorobiphenyl	0.121	103.10	101.80
196	2,2',3,3',4,4',5,6'-Octachlorobiphenyl	0.118	103.10	101.50
197	2,2',3,3',4,4',6,6'-Octachlorobiphenyl	0.116	103.10	101.20
198	2,2',3,3',4,5,5',6-Octachlorobiphenyl	0.121	103.10	101.80
199	2,2',3,3',4,5,5',6'-Octachlorobiphenyl	0.117	103.10	101.30
200	2,2',3,3',4,5,6,6'-Octachlorobiphenyl	0.118	103.10	101.50
201	2,2',3,3',4,5',6,6'-Octachlorobiphenyl	0.115	103.10	101.10
202	2,2',3,3',5,5',6,6'-Octachlorobiphenyl	0.114	103.10	100.90
203	2,2',3,4,4',5,5',6-Octachlorobiphenyl	0.121	103.10	101.80
204	2,2',3,4,4',5,6,6'-Octachlorobiphenyl	0.119	103.10	101.60
205	2,3,3',4,4',5,5',6-Octachlorobiphenyl	0.125	103.10	102.40
206	2,2',3,3',4,4',5,5',6-Nonachlorobiphenyl	0.124	108.20	106.60
207	2,2',3,3',4,4',5,6,6'-Nonachlorobiphenyl	0.122	108.20	106.40
208	2,2',3,3',4,5,5',6,6'-Nonachlorobiphenyl	0.121	108.20	106.20
209	2,2',3,3',4,4',5,5',6,6'-Decachlorobiphenyl	0.124	108.20	106.60

^aCalculated $\Delta_{\text{vap}}H_m$ using one parameter (N_{NH}) regression.

^bCalculated $\Delta_{\text{vap}}H_m$ using two parameter (ω , N_{NH}) regression.

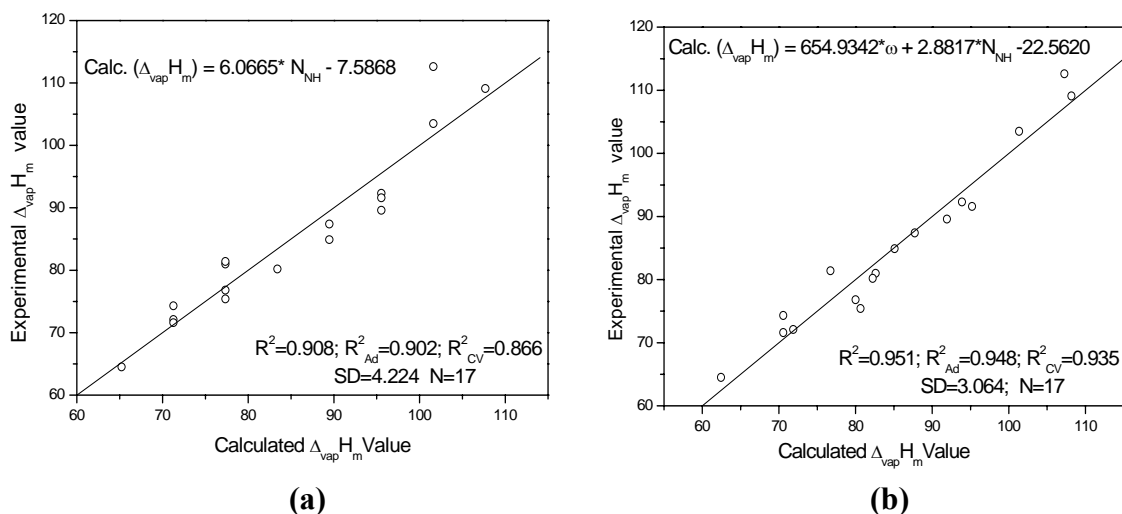


Figure 3: Calculated vs experimental values of $\Delta_{\text{vap}}H_m$ of 17 PCBs using (a) one parameter (N_{NH}) and (b) two parameter (N_{NH}, ω) regression.

Regression Equations:

Parameters	Regression Equations	R^2	$R^2_{(CV)}$	$R^2_{(\Delta d)}$
One	Calc. ($\Delta_{\text{vap}}H_m$) = 6.0665 * N_{NH} - 7.5868	0.908	0.866	0.902
Two	Calc. ($\Delta_{\text{vap}}H_m$) = 654.9342 * ω + 2.8817 * N_{NH} - 22.5620	0.951	0.935	0.948

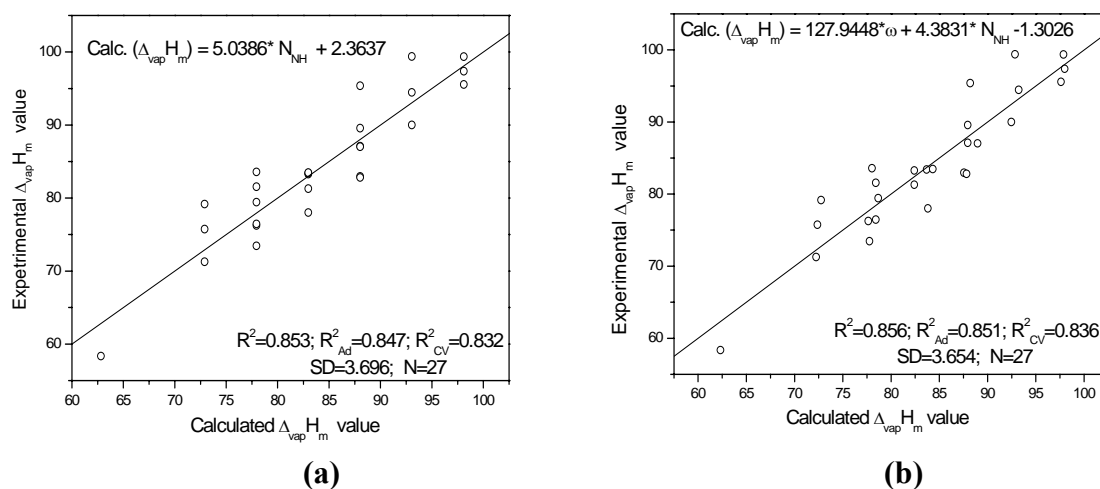
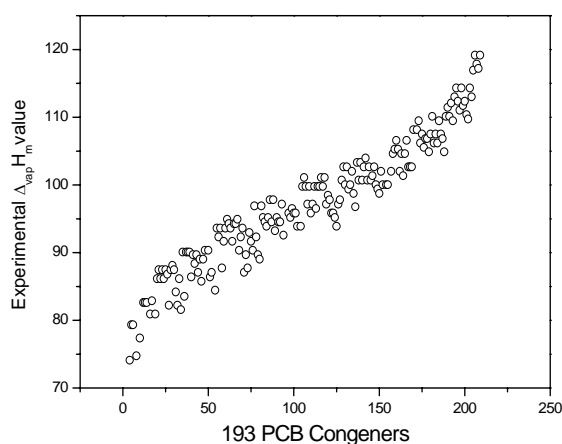


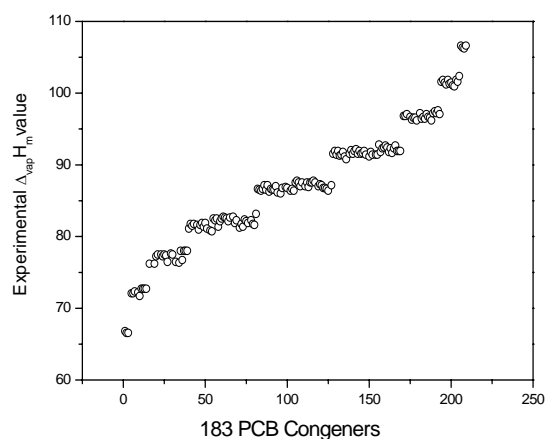
Figure 4: Calculated vs experimental values of $\Delta_{\text{vap}}H_m$ of 27 PCBs using a) one parameter (N_{NH}) and b) two parameter (N_{NH}, ω) regressions.

Regression Equations:

Parameters	Regression Equations	R^2	$R^2_{(CV)}$	$R^2_{(\Delta d)}$
One	Calc. ($\Delta_{\text{vap}}H_m$) = 5.0386 * N_{NH} + 2.3637	0.853	0.832	0.847
Two	Calc. ($\Delta_{\text{vap}}H_m$) = 127.9448 * ω + 4.3831 * N_{NH} - 1.3026	0.856	0.836	0.851



(a) Using 17 PCB



(b) Using 27 PCB

Figure 5: Predicted $\Delta_{\text{vap}}H_m$ values in the general set for (a) 193 PCB congeners and (b) 183 PCB congeners.

Table 6. QSPR models for log P calculation of 100 PCBs as training set.

IUPAC No	Compounds	ω	log P Value		
			Exptl*	Calcd ^a (N_{NH})	Calcd ^b (ω , N_{NH})
2	3-Chlorobiphenyl	0.085	4.66	4.73	4.52
11	3,3'-Dichlorobiphenyl	0.099	5.27	5.13	5.37
12	3,4-Dichlorobiphenyl	0.099	5.23	5.13	5.37
13	3,4'-Dichlorobiphenyl	0.099	5.15	5.13	5.37
15	4,4'-Dichlorobiphenyl	0.090	5.23	5.13	4.94
16	2,2',3-Trichlorobiphenyl	0.092	5.12	5.52	5.22
22	2,3,4'-Trichlorobiphenyl	0.100	5.29	5.52	5.60
24	2,3,6-Trichlorobiphenyl	0.100	5.44	5.52	5.60
25	2,3',4-Trichlorobiphenyl	0.102	5.54	5.52	5.69
26	2,3',5-Trichlorobiphenyl	0.101	5.65	5.52	5.65
28	2,4,4'-Trichlorobiphenyl	0.102	5.71	5.52	5.69
31	2,4',5-Trichlorobiphenyl	0.097	5.68	5.52	5.46
32	2,4',6-Trichlorobiphenyl	0.094	5.24	5.52	5.32
33	2,3',4'-Trichlorobiphenyl	0.100	5.71	5.52	5.60
34	2,3',5'-Trichlorobiphenyl	0.093	5.71	5.52	5.27
40	2,2',3,3'-Tetrachlorobiphenyl	0.096	5.67	5.92	5.60
41	2,2',3,4-Tetrachlorobiphenyl	0.101	5.79	5.92	5.83
47	2,2',4,4'-Tetrachlorobiphenyl	0.100	5.94	5.92	5.79
48	2,2',4,5-Tetrachlorobiphenyl	0.102	5.69	5.92	5.88
49	2,2',4,5'-Tetrachlorobiphenyl	0.098	5.87	5.92	5.69
50	2,2',4,6-Tetrachlorobiphenyl	0.102	5.75	5.92	5.88
51	2,2',4,6'-Tetrachlorobiphenyl	0.096	5.51	5.92	5.60
52	2,2',5,5'-Tetrachlorobiphenyl	0.097	5.79	5.92	5.65
53	2,2',5,6'-Tetrachlorobiphenyl	0.094	5.55	5.92	5.51

54	2,2',6,6'-Tetrachlorobiphenyl	0.093	5.24	5.92	5.46
55	2,3,3',4'-Tetrachlorobiphenyl	0.107	6.1	5.92	6.12
60	2,3,4,4'-Tetrachlorobiphenyl	0.107	6.24	5.92	6.12
63	2,3,4',5'-Tetrachlorobiphenyl	0.107	6.1	5.92	6.12
64	2,3,4',6'-Tetrachlorobiphenyl	0.104	5.76	5.92	5.97
65	2,3,5,6-Tetrachlorobiphenyl	0.108	5.96	5.92	6.16
66	2,3',4,4'-Tetrachlorobiphenyl	0.108	5.98	5.92	6.16
67	2,3',4,5-Tetrachlorobiphenyl	0.109	6.32	5.92	6.21
69	2,3',4,6-Tetrachlorobiphenyl	0.105	6.03	5.92	6.02
71	2,3',4',6-Tetrachlorobiphenyl	0.097	5.76	5.92	5.65
74	2,4,4',5-Tetrachlorobiphenyl	0.106	6.1	5.92	6.07
75	2,4,4',6-Tetrachlorobiphenyl	0.104	6.03	5.92	5.97
76	2,3',4',5'-Tetrachlorobiphenyl	0.102	5.98	5.92	5.88
84	2,2',3,3',6-Pentachlorobiphenyl	0.103	5.6	6.31	6.11
90	2,2',3,4',5-Pentachlorobiphenyl	0.105	6.32	6.31	6.21
91	2,2',3,4',6-Pentachlorobiphenyl	0.104	5.87	6.31	6.16
92	2,2',3,5,5'-Pentachlorobiphenyl	0.104	6.32	6.31	6.16
93	2,2',3,5,6-Pentachlorobiphenyl	0.108	6.06	6.31	6.35
95	2,2',3,5',6-Pentachlorobiphenyl	0.103	5.92	6.31	6.11
97	2,2',3,4',5'-Pentachlorobiphenyl	0.106	6.3	6.31	6.25
98	2,2',3,4',6'-Pentachlorobiphenyl	0.105	6.04	6.31	6.21
99	2,2',4,4',5-Pentachlorobiphenyl	0.107	6.41	6.31	6.30
100	2,2',4,4',6-Pentachlorobiphenyl	0.106	6.23	6.31	6.25
103	2,2',4,5',6-Pentachlorobiphenyl	0.105	6.11	6.31	6.21
105	2,3,3',4,4'-Pentachlorobiphenyl	0.112	6.79	6.31	6.54
106	2,3,3',4,5-Pentachlorobiphenyl	0.114	6.92	6.31	6.63
110	2,3,3',4',6-Pentachlorobiphenyl	0.106	6.2	6.31	6.25
112	2,3,3',5,6-Pentachlorobiphenyl	0.112	6.41	6.31	6.54
113	2,3,3',5',6-Pentachlorobiphenyl	0.107	6.45	6.31	6.30
114	2,3,4,4',5-Pentachlorobiphenyl	0.112	6.71	6.31	6.54
115	2,3,4,4',6-Pentachlorobiphenyl	0.112	6.44	6.31	6.54
117	2,3,4',5,6-Pentachlorobiphenyl	0.112	6.39	6.31	6.54
118	2,3',4,4',5-Pentachlorobiphenyl	0.114	6.57	6.31	6.63
119	2,3',4,4',6-Pentachlorobiphenyl	0.108	6.4	6.31	6.35
120	2,3',4,5,5'-Pentachlorobiphenyl	0.110	6.3	6.31	6.44
121	2,3',4,5',6-Pentachlorobiphenyl	0.109	6.42	6.31	6.40
123	2,3',4,4',5'-Pentachlorobiphenyl	0.106	6.64	6.31	6.25
135	2,2',3,3',5,6'-Hexachlorobiphenyl	0.106	6.32	6.71	6.44
137	2,2',3,4,4',5-Hexachlorobiphenyl	0.113	6.82	6.71	6.77
138	2,2',3,4,4',5'-Hexachlorobiphenyl	0.109	6.73	6.71	6.58
140	2,2',3,4,4',6'-Hexachlorobiphenyl	0.109	6.58	6.71	6.58
141	2,2',3,4,5,5'-Hexachlorobiphenyl	0.112	6.75	6.71	6.72
143	2,2',3,4,5,6'-Hexachlorobiphenyl	0.109	6.56	6.71	6.58
144	2,2',3,4,5',6-Hexachlorobiphenyl	0.112	6.45	6.71	6.72
146	2,2',3,4',5,5'-Hexachlorobiphenyl	0.11	6.85	6.71	6.63
149	2,2',3,4',5',6-Hexachlorobiphenyl	0.107	6.41	6.71	6.49
151	2,2',3,5,5',6-Hexachlorobiphenyl	0.111	6.42	6.71	6.68
153	2,2',4,4',5,5'-Hexachlorobiphenyl	0.110	6.8	6.71	6.63
154	2,2',4,4',5,6'-Hexachlorobiphenyl	0.108	6.65	6.71	6.54
155	2,2',4,4',6,6'-Hexachlorobiphenyl	0.108	6.54	6.71	6.54
156	2,3,3',4,4',5-Hexachlorobiphenyl	0.119	7.44	6.71	7.05
158	2,3,3',4,4',6-Hexachlorobiphenyl	0.115	6.78	6.71	6.86
163	2,3,3',4',5,6-Hexachlorobiphenyl	0.115	6.78	6.71	6.86

164	2,3,3',4',5',6-Hexachlorobiphenyl	0.110	6.63	6.71	6.63
165	2,3,3',5,5',6-Hexachlorobiphenyl	0.115	7	6.71	6.86
167	2,3',4,4',5,5'-Hexachlorobiphenyl	0.112	7.29	6.71	6.72
169	3,3',4,4',5,5'-Hexachlorobiphenyl	0.112	7.55	6.71	6.72
170	2,2',3,3',4,4',5-Heptachlorobiphenyl	0.116	7.08	7.10	7.10
177	2,2',3,3',4,5',6'-Heptachlorobiphenyl	0.114	6.73	7.10	7.00
178	2,2',3,3',5,5',6-Heptachlorobiphenyl	0.114	6.85	7.10	7.00
179	2,2',3,3',5,6,6'-Heptachlorobiphenyl	0.111	6.41	7.10	6.86
180	2,2',3,4,4',5,5'-Heptachlorobiphenyl	0.115	7.21	7.10	7.05
181	2,2',3,4,4',5,6-Heptachlorobiphenyl	0.119	7.13	7.10	7.24
182	2,2',3,4,4',5,6'-Heptachlorobiphenyl	0.113	6.92	7.10	6.96
183	2,2',3,4,4',5',6-Heptachlorobiphenyl	0.115	7.04	7.10	7.05
185	2,2',3,4,5,5',6-Heptachlorobiphenyl	0.118	6.99	7.10	7.19
188	2,2',3,4',5,6,6'-Heptachlorobiphenyl	0.111	6.78	7.10	6.86
189	2,3,3',4,4',5,5'-Heptachlorobiphenyl	0.119	7.72	7.10	7.24
190	2,3,3',4,4',5,6-Heptachlorobiphenyl	0.121	7.08	7.10	7.33
191	2,3,3',4,4',5',6-Heptachlorobiphenyl	0.119	7.21	7.10	7.24
192	2,3,3',4,5,5',6-Heptachlorobiphenyl	0.122	7.21	7.10	7.38
193	2,3,3',4',5,5',6-Heptachlorobiphenyl	0.118	7.21	7.10	7.19
194	2,2',3,3',4,4',5,5'-Octachlorobiphenyl	0.119	7.62	7.50	7.42
195	2,2',3,3',4,4',5,6-Octachlorobiphenyl	0.121	7.35	7.50	7.52
205	2,3,3',4,4',5,5',6-Octachlorobiphenyl	0.125	7.62	7.50	7.71
207	2,2',3,3',4,4',5,6,6'-Nonachlorobiphenyl	0.122	7.88	7.89	7.75

*Experimental data taken from References [19,20].

^aCalculated log P values using one parameter (N_{NH}) regression.

^bCalculated log P values using two parameter (ω , N_{NH}) regression.

Table 7: Calculation of log P values of 33 PCBs as test set

IUPAC No	Compounds	ω	log P Value		
			Expl*	Calcd ^a (N_{NH})	Calcd ^b (ω , N_{NH})
3	4-Chlorobiphenyl	0.085	4.63	4.73	4.52
4	2,2'-Dichlorobiphenyl	0.086	4.72	5.13	4.76
5	2,3-Dichlorobiphenyl	0.094	4.99	5.13	5.13
6	2,3'-Dichlorobiphenyl	0.094	4.84	5.13	5.13
7	2,4-Dichlorobiphenyl	0.096	5.15	5.13	5.23
8	2,4'-Dichlorobiphenyl	0.087	5.09	5.13	4.80
17	2,2',4-Trichlorobiphenyl	0.095	5.39	5.52	5.37
18	2,20,5-Trichlorobiphenyl	0.094	5.33	5.52	5.32
19	2,2',6-Trichlorobiphenyl	0.092	5.04	5.52	5.23
20	2,3,3'-Trichlorobiphenyl	0.100	5.6	5.52	5.60
21	2,3,4-Trichlorobiphenyl	0.102	5.68	5.52	5.70
42	2,2',3,4'-Tetrachlorobiphenyl	0.099	5.72	5.92	5.74
44	2,2',3,5'-Tetrachlorobiphenyl	0.097	5.73	5.92	5.65
45	2,2',3,6-Tetrachlorobiphenyl	0.100	4.84	5.92	5.79
46	2,2',3,6'-Tetrachlorobiphenyl	0.095	4.84	5.92	5.55
85	2,2',3,4,4'-Pentachlorobiphenyl	0.105	6.18	6.31	6.21
86	2,2',3,4,5-Pentachlorobiphenyl	0.109	6.38	6.31	6.40
87	2,2',3,4,5'-Pentachlorobiphenyl	0.104	6.23	6.31	6.16
88	2,2',3,4,6-Pentachlorobiphenyl	0.109	6.5	6.31	6.40

89	2,2',3,4,6'-Pentachlorobiphenyl	0.102	5.6	6.31	6.07
129	2,2',3,3',4,5-Hexachlorobiphenyl	0.112	6.76	6.71	6.72
130	2,2',3,3',4,5'-Hexachlorobiphenyl	0.108	7.3	6.71	6.54
131	2,2',3,3',4,6-Hexachlorobiphenyl	0.112	6.78	6.71	6.72
132	2,2',3,3',4,6'-Hexachlorobiphenyl	0.107	6.2	6.71	6.49
134	2,2',3,3',5,6-Hexachlorobiphenyl	0.111	6.2	6.71	6.68
172	2,2',3,3',4,5,5'-Heptachlorobiphenyl	0.116	7.21	7.10	7.10
174	2,2',3,3',4,5,6'-Heptachlorobiphenyl	0.113	6.85	7.10	6.96
175	2,2',3,3',4,5',6-Heptachlorobiphenyl	0.115	6.92	7.10	7.05
176	2,2',3,3',4,6,6'-Heptachlorobiphenyl	0.112	6.55	7.10	6.91
196	2,2',3,3',4,4',5,6'-Octachlorobiphenyl	0.118	7.43	7.50	7.38
203	2,2',3,4,4',5,5',6-Octachlorobiphenyl	0.121	7.49	7.50	7.52
204	2,2',3,4,4',5,6,6'-Octachlorobiphenyl	0.119	7.48	7.50	7.43
206	2,2',3,3',4,4',5,5',6-Nonachlorobiphenyl	0.124	7.94	7.89	7.85

*Experimental data taken from References [19,20].

^aCalculated log P values using one parameter (N_{NH}) regression.

^bCalculated log P values using two parameter (ω , N_{NH}) regression.

Table 8: Calculation of log P values of 133 PCBs as the data set:

IUPAC No	Compounds	ω	log P Value		
			Exptl*	Calcd ^a (N_{NH})	Calcd ^b (ω , N_{NH})
2	3-Chlorobiphenyl	0.085	4.66	4.64	4.47
3	4-Chlorobiphenyl	0.085	4.63	4.64	4.47
4	2,2'-Dichlorobiphenyl	0.086	4.72	5.05	4.69
5	2,3-Dichlorobiphenyl	0.094	4.99	5.05	5.10
6	2,3'-Dichlorobiphenyl	0.094	4.84	5.05	5.10
7	2,4-Dichlorobiphenyl	0.096	5.15	5.05	5.21
8	2,4'-Dichlorobiphenyl	0.087	5.09	5.05	4.75
11	3,3'-Dichlorobiphenyl	0.099	5.27	5.05	5.36
12	3,4-Dichlorobiphenyl	0.099	5.23	5.05	5.36
13	3,4'-Dichlorobiphenyl	0.099	5.15	5.05	5.36
15	4,4'-Dichlorobiphenyl	0.09	5.23	5.05	4.90
16	2,2',3-Trichlorobiphenyl	0.092	5.12	5.45	5.17
17	2,2',4-Trichlorobiphenyl	0.095	5.39	5.45	5.33
18	2,20,5-Trichlorobiphenyl	0.094	5.33	5.45	5.28
19	2,2',6-Trichlorobiphenyl	0.092	5.04	5.45	5.17
20	2,3,3'-Trichlorobiphenyl	0.100	5.6	5.45	5.58
21	2,3,4-Trichlorobiphenyl	0.102	5.68	5.45	5.68
22	2,3,4'-Trichlorobiphenyl	0.100	5.29	5.45	5.58
24	2,3,6-Trichlorobiphenyl	0.100	5.44	5.45	5.58
25	2,3',4-Trichlorobiphenyl	0.102	5.54	5.45	5.68
26	2,3',5-Trichlorobiphenyl	0.101	5.65	5.45	5.63
28	2,4,4'-Trichlorobiphenyl	0.102	5.71	5.45	5.68
31	2,4',5-Trichlorobiphenyl	0.097	5.68	5.45	5.43
32	2,4',6-Trichlorobiphenyl	0.094	5.24	5.45	5.28
33	2,3',4'-Trichlorobiphenyl	0.100	5.71	5.45	5.58
34	2,3',5'-Trichlorobiphenyl	0.093	5.71	5.45	5.22
40	2,2',3,3'-Tetrachlorobiphenyl	0.096	5.67	5.86	5.55
41	2,2',3,4-Tetrachlorobiphenyl	0.101	5.79	5.86	5.81
42	2,2',3,4'-Tetrachlorobiphenyl	0.099	5.72	5.86	5.70

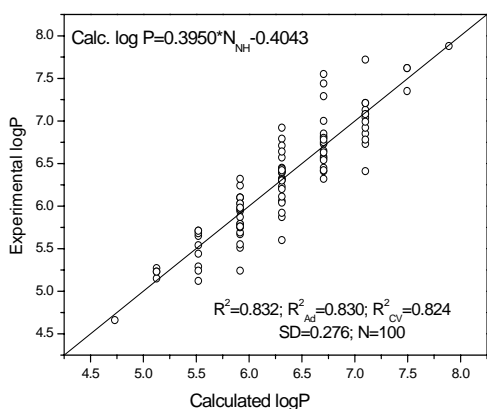
44	2,2',3,5'-Tetrachlorobiphenyl	0.097	5.73	5.86	5.60
45	2,2',3,6-Tetrachlorobiphenyl	0.100	4.84	5.86	5.75
46	2,2',3,6'-Tetrachlorobiphenyl	0.095	4.84	5.86	5.50
47	2,2',4,4'-Tetrachlorobiphenyl	0.100	5.94	5.86	5.75
48	2,2',4,5-Tetrachlorobiphenyl	0.102	5.69	5.86	5.86
49	2,2',4,5'-Tetrachlorobiphenyl	0.098	5.87	5.86	5.65
50	2,2',4,6-Tetrachlorobiphenyl	0.102	5.75	5.86	5.86
51	2,2',4,6'-Tetrachlorobiphenyl	0.096	5.51	5.86	5.55
52	2,2',5,5'-Tetrachlorobiphenyl	0.097	5.79	5.86	5.60
53	2,2',5,6'-Tetrachlorobiphenyl	0.094	5.55	5.86	5.45
54	2,2',6,6'-Tetrachlorobiphenyl	0.093	5.24	5.86	5.40
55	2,3,3',4-Tetrachlorobiphenyl	0.107	6.1	5.86	6.11
60	2,3,4,4'-Tetrachlorobiphenyl	0.107	6.24	5.86	6.11
63	2,3,4',5-Tetrachlorobiphenyl	0.107	6.1	5.86	6.11
64	2,3,4',6-Tetrachlorobiphenyl	0.104	5.76	5.86	5.96
65	2,3,5,6-Tetrachlorobiphenyl	0.108	5.96	5.86	6.16
66	2,3',4,4'-Tetrachlorobiphenyl	0.108	5.98	5.86	6.16
67	2,3',4,5-Tetrachlorobiphenyl	0.109	6.32	5.86	6.21
69	2,3',4,6-Tetrachlorobiphenyl	0.105	6.03	5.86	6.01
71	2,3',4',6-Tetrachlorobiphenyl	0.097	5.76	5.86	5.60
74	2,4,4',5-Tetrachlorobiphenyl	0.106	6.1	5.86	6.06
75	2,4,4',6-Tetrachlorobiphenyl	0.104	6.03	5.86	5.96
76	2,3',4',5'-Tetrachlorobiphenyl	0.102	5.98	5.86	5.86
84	2,2',3,3',6-Pentachlorobiphenyl	0.103	5.6	6.27	6.08
85	2,2',3,4,4'-Pentachlorobiphenyl	0.105	6.18	6.27	6.18
86	2,2',3,4,5-Pentachlorobiphenyl	0.109	6.38	6.27	6.39
87	2,2',3,4,5'-Pentachlorobiphenyl	0.104	6.23	6.27	6.13
88	2,2',3,4,6-Pentachlorobiphenyl	0.109	6.5	6.27	6.39
89	2,2',3,4,6'-Pentachlorobiphenyl	0.102	5.6	6.27	6.03
90	2,2',3,4',5-Pentachlorobiphenyl	0.105	6.32	6.27	6.18
91	2,2',3,4',6-Pentachlorobiphenyl	0.104	5.87	6.27	6.13
92	2,2',3,5,5'-Pentachlorobiphenyl	0.104	6.32	6.27	6.13
93	2,2',3,5,6-Pentachlorobiphenyl	0.108	6.06	6.27	6.34
95	2,2',3,5',6-Pentachlorobiphenyl	0.103	5.92	6.27	6.08
97	2,2',3,4',5'-Pentachlorobiphenyl	0.106	6.3	6.27	6.23
98	2,2',3,4',6'-Pentachlorobiphenyl	0.105	6.04	6.27	6.18
99	2,2',4,4',5-Pentachlorobiphenyl	0.107	6.41	6.27	6.28
100	2,2',4,4',6-Pentachlorobiphenyl	0.106	6.23	6.27	6.23
103	2,2',4,5',6-Pentachlorobiphenyl	0.105	6.11	6.27	6.18
105	2,3,3',4,4'-Pentachlorobiphenyl	0.112	6.79	6.27	6.54
106	2,3,3',4,5-Pentachlorobiphenyl	0.114	6.92	6.27	6.64
110	2,3,3',4',6-Pentachlorobiphenyl	0.106	6.2	6.27	6.23
112	2,3,3',5,6-Pentachlorobiphenyl	0.112	6.41	6.27	6.54
113	2,3,3',5',6-Pentachlorobiphenyl	0.107	6.45	6.27	6.28
114	2,3,4,4',5-Pentachlorobiphenyl	0.112	6.71	6.27	6.54
115	2,3,4,4',6-Pentachlorobiphenyl	0.112	6.44	6.27	6.54
117	2,3,4',5,6-Pentachlorobiphenyl	0.112	6.39	6.27	6.54
118	2,3',4,4',5-Pentachlorobiphenyl	0.114	6.57	6.27	6.64
119	2,3',4,4',6-Pentachlorobiphenyl	0.108	6.4	6.27	6.34
120	2,3',4,5,5'-Pentachlorobiphenyl	0.110	6.3	6.27	6.44
121	2,3',4,5',6-Pentachlorobiphenyl	0.109	6.42	6.27	6.39
123	2,3',4,4',5'-Pentachlorobiphenyl	0.106	6.64	6.27	6.23
129	2,2',3,3',4,5-Hexachlorobiphenyl	0.112	6.76	6.67	6.71

130	2,2',3,3',4,5'-Hexachlorobiphenyl	0.108	7.3	6.67	6.51
131	2,2',3,3',4,6'-Hexachlorobiphenyl	0.112	6.78	6.67	6.71
132	2,2',3,3',4,6'-Hexachlorobiphenyl	0.107	6.2	6.67	6.46
134	2,2',3,3',5,6'-Hexachlorobiphenyl	0.111	6.2	6.67	6.66
135	2,2',3,3',5,6'-Hexachlorobiphenyl	0.106	6.32	6.67	6.41
137	2,2',3,4,4',5'-Hexachlorobiphenyl	0.113	6.82	6.67	6.76
138	2,2',3,4,4',5'-Hexachlorobiphenyl	0.109	6.73	6.67	6.56
140	2,2',3,4,4',6'-Hexachlorobiphenyl	0.109	6.58	6.67	6.56
141	2,2',3,4,5,5'-Hexachlorobiphenyl	0.112	6.75	6.67	6.71
143	2,2',3,4,5,6'-Hexachlorobiphenyl	0.109	6.56	6.67	6.56
144	2,2',3,4,5,6'-Hexachlorobiphenyl	0.112	6.45	6.67	6.71
146	2,2',3,4',5,5'-Hexachlorobiphenyl	0.110	6.85	6.67	6.61
149	2,2',3,4',5',6'-Hexachlorobiphenyl	0.107	6.41	6.67	6.46
151	2,2',3,5,5',6'-Hexachlorobiphenyl	0.111	6.42	6.67	6.66
153	2,2',4,4',5,5'-Hexachlorobiphenyl	0.110	6.8	6.67	6.61
154	2,2',4,4',5,6'-Hexachlorobiphenyl	0.108	6.65	6.67	6.51
155	2,2',4,4',6,6'-Hexachlorobiphenyl	0.108	6.54	6.67	6.51
156	2,3,3',4,4',5'-Hexachlorobiphenyl	0.119	7.44	6.67	7.07
158	2,3,3',4,4',6'-Hexachlorobiphenyl	0.115	6.78	6.67	6.87
163	2,3,3',4',5,6'-Hexachlorobiphenyl	0.115	6.78	6.67	6.87
164	2,3,3',4',5',6'-Hexachlorobiphenyl	0.110	6.63	6.67	6.61
165	2,3,3',5,5',6'-Hexachlorobiphenyl	0.115	7	6.67	6.87
167	2,3',4,4',5,5'-Hexachlorobiphenyl	0.112	7.29	6.67	6.71
169	3,3',4,4',5,5'-Hexachlorobiphenyl	0.112	7.55	6.67	6.71
170	2,2',3,3',4,4',5'-Heptachlorobiphenyl	0.116	7.08	7.08	7.09
172	2,2',3,3',4,5,5'-Heptachlorobiphenyl	0.116	7.21	7.08	7.09
174	2,2',3,3',4,5,6'-Heptachlorobiphenyl	0.113	6.85	7.08	6.94
175	2,2',3,3',4,5',6'-Heptachlorobiphenyl	0.115	6.92	7.08	7.04
176	2,2',3,3',4,6,6'-Heptachlorobiphenyl	0.112	6.55	7.08	6.89
177	2,2',3,3',4,5',6'-Heptachlorobiphenyl	0.114	6.73	7.08	6.99
178	2,2',3,3',5,5',6'-Heptachlorobiphenyl	0.114	6.85	7.08	6.99
179	2,2',3,3',5,6,6'-Heptachlorobiphenyl	0.111	6.41	7.08	6.83
180	2,2',3,4,4',5,5'-Heptachlorobiphenyl	0.115	7.21	7.08	7.04
181	2,2',3,4,4',5,6'-Heptachlorobiphenyl	0.119	7.13	7.08	7.24
182	2,2',3,4,4',5,6'-Heptachlorobiphenyl	0.113	6.92	7.08	6.94
183	2,2',3,4,4',5',6'-Heptachlorobiphenyl	0.115	7.04	7.08	7.04
185	2,2',3,4,5,5',6'-Heptachlorobiphenyl	0.118	6.99	7.08	7.19
188	2,2',3,4',5,6,6'-Heptachlorobiphenyl	0.111	6.78	7.08	6.83
189	2,3,3',4,4',5,5'-Heptachlorobiphenyl	0.119	7.72	7.08	7.24
190	2,3,3',4,4',5,6'-Heptachlorobiphenyl	0.121	7.08	7.08	7.34
191	2,3,3',4,4',5',6'-Heptachlorobiphenyl	0.119	7.21	7.08	7.24
192	2,3,3',4,5,5',6'-Heptachlorobiphenyl	0.122	7.21	7.08	7.40
193	2,3,3',4',5,5',6'-Heptachlorobiphenyl	0.118	7.21	7.08	7.19
194	2,2',3,3',4,4',5,5'-Octachlorobiphenyl	0.119	7.62	7.49	7.42
195	2,2',3,3',4,4',5,6'-Octachlorobiphenyl	0.121	7.35	7.49	7.52
196	2,2',3,3',4,4',5,6'-Octachlorobiphenyl	0.118	7.43	7.49	7.36
203	2,2',3,4,4',5,5',6'-Octachlorobiphenyl	0.121	7.49	7.49	7.52
204	2,2',3,4,4',5,6,6'-Octachlorobiphenyl	0.119	7.48	7.49	7.42
205	2,3,3',4,4',5,5',6'-Octachlorobiphenyl	0.125	7.62	7.49	7.72
206	2,2',3,3',4,4',5,5',6'-Nonachlorobiphenyl	0.124	7.94	7.89	7.84
207	2,2',3,3',4,4',5,6,6'-Nonachlorobiphenyl	0.122	7.88	7.89	7.74

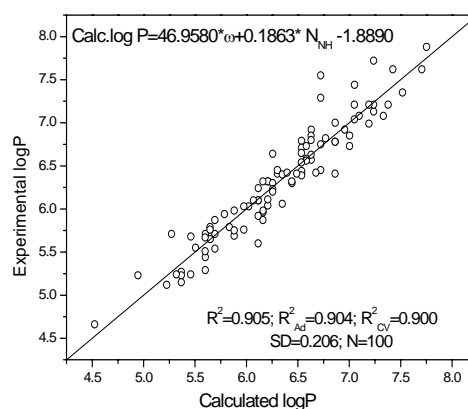
*Experimental data taken from References [19,20].

^aCalculated log P values using one parameter (N_{NH}) regression.

^bCalculated log P values using two parameter (ω , N_{NH}) regression



(a)

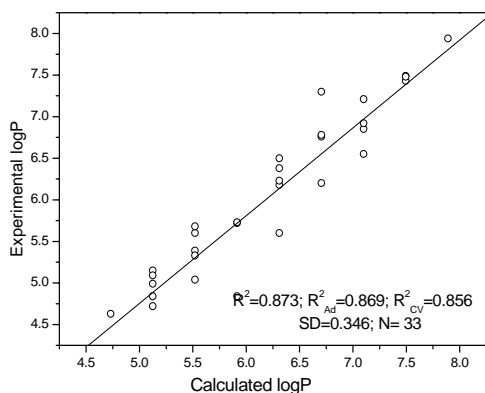


(b)

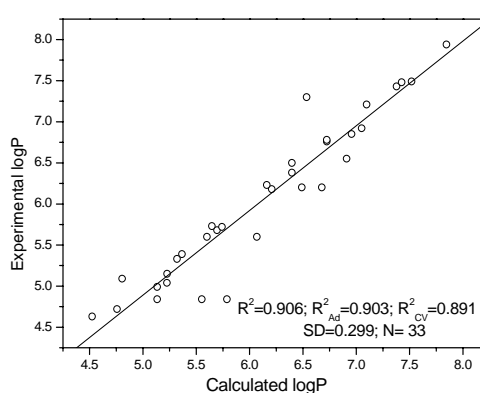
Figure 6: Calculated vs experimental values of logP for the training set of 100 PCBs using (a) one parameter (N_{NH}) and (b) two parameter (N_{NH} , ω) regressions

Regression Equations:

Parameters	Regression Equations	R^2	$R^2_{(CV)}$	$R^2_{(Ad)}$
One	Calculated log P = 0.3950 * N_{NH} - 0.4043	0.832	0.824	0.830
Two	Calculated log P = 46.9580 * ω + 0.1863 * N_{NH} - 1.8890	0.905	0.900	0.904



(a)



(b)

Figure 7: Calculated vs experimental values of log P for the test set of 33 PCBs using (a) one parameter (N_{NH}) and (b) two parameter (N_{NH} , ω) regressions.

Regression Coefficients:

Parameters	R^2	$R^2_{(CV)}$	$R^2_{(Ad)}$
One	0.873	0.856	0.869
Two	0.906	0.891	0.903

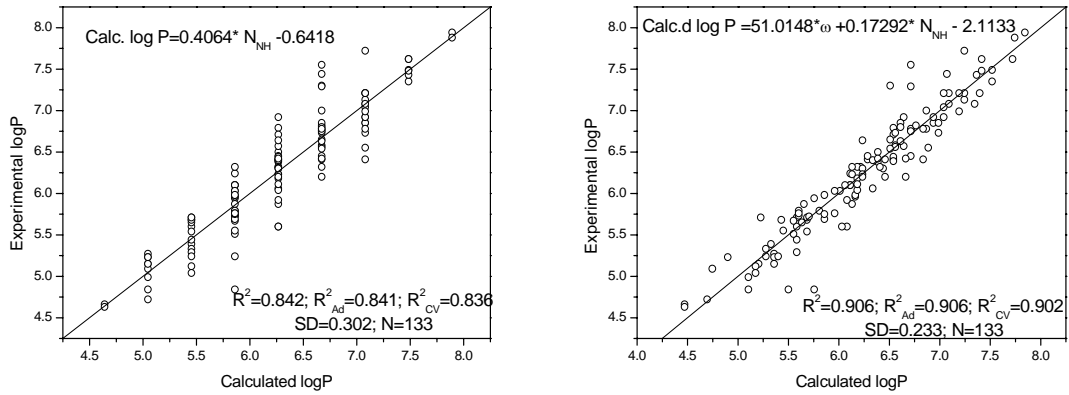


Figure 8: Calculated vs experimental values of log P for the complete set of 133 PCBs using (a) one parameter (N_{NH}) and (b) two parameter (N_{NH} , ω) regressions.

Regression Equations:

Parameters	Regression Equations	R^2	$R^2_{(CV)}$	$R^2_{(Ad)}$
One	Calculated log P = 0.4064 * N_{NH} - 0.6418	0.842	0.836	0.841
Two	Calculated log P = 51.0148 * ω + 0.17292 * N_{NH} - 2.1133	0.906	0.902	0.906

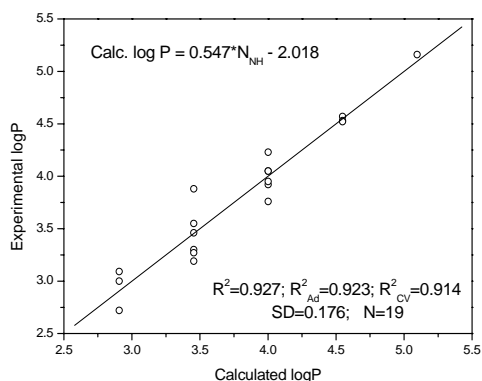
Table 9: QSPR models for log P calculation of chloroanisole

Compounds	ω (au)	log P Value		
		Exptl*	Calcd ^a N_{NH}	Calcd ^b ω, N_{NH}
2-CAS	0.0630	2.72	2.91	2.92
3-CAS	0.0654	3.09	2.91	2.91
4-CAS	0.0646	3.00	2.91	2.91
2,3-C2AS	0.0753	3.30	3.45	3.47
2,4-C2AS	0.0773	3.46	3.45	3.46
2,5-C2AS	0.0770	3.27	3.45	3.46
2,6-C2AS	0.0839	3.19	3.45	3.43
3,4-C2AS	0.0768	3.55	3.45	3.46
3,5-C2AS	0.0799	3.88	3.45	3.45
2,3,4-C3AS	0.0871	3.92	4.00	4.02
2,3,5-C3AS	0.0892	4.05	4.00	4.01
2,3,6-C3AS	0.0943	3.76	4.00	3.99
2,4,5-C3AS	0.0893	3.95	4.00	4.01
2,4,6-C3AS	0.0977	4.05	4.00	3.97
3,4,5-C3AS	0.0891	4.23	4.00	4.01
2,3,4,5-C4AS	0.0991	4.57	4.55	4.57
2,3,4,6-C4AS	0.1067	4.53	4.55	4.54
2,3,5,6-C4AS	0.1057	4.52	4.55	4.54
PCAS	0.1162	5.16	5.10	5.10

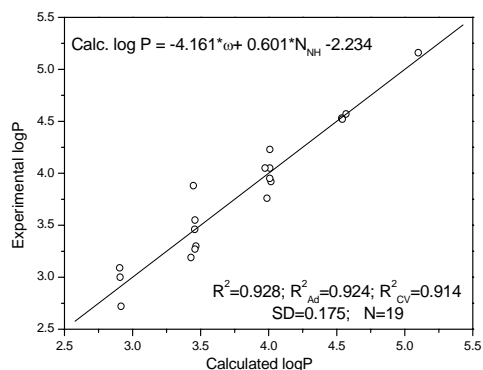
*Experimental data taken from References [19,20].

^aCalculated log P values using one parameter (N_{NH}) regression.

^bCalculated log P values using two parameter (ω, N_{NH}) regressio



(a)



(b)

Figure 9: Calculated vs experimental values of log P of Chloroanisole using (a) one parameter (N_{NH}) and (b) two parameter (N_{NH}, ω) regressions

Regression Equations:

Parameters	Regression Equations	R^2	$R^2_{(CV)}$	$R^2_{(Ad)}$
One	Calculated log P = $0.547 * N_{NH} - 2.018$	0.927	0.914	0.923
Two	Calculated log P = $-4.161 * \omega + 0.601 * N_{NH} - 2.234$	0.928	0.914	0.924

Table 10: pK_a prediction using group philicity and no. of carbon atoms in a molecule.

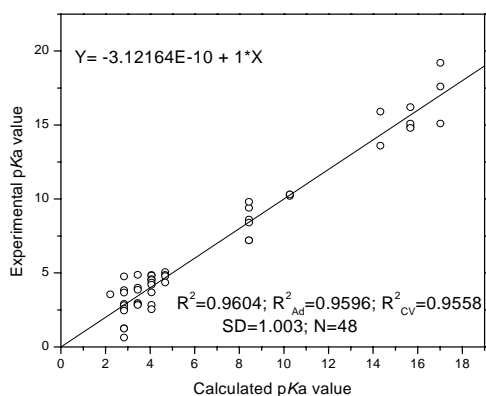
Molecules	ω_g^+	pK _a Value		
		Exptl*	Calcd ^a (N _C)	Calcd ^b (ω_g^+ , N _C)
Acids				
pivalic acid	0.612	5.05	4.68	5.01
propionic acid	0.661	4.87	3.45	4.18
isobutyric acid	0.618	4.86	4.06	4.67
valeric acid	0.653	4.86	4.68	4.84
Butyric acid	0.65	4.82	4.06	4.54
isovaleric acid	0.664	4.78	4.68	4.80
Acetic acid	0.694	4.76	2.83	3.72
4-bromobutyric acid	0.713	4.58	4.06	4.28
4-chlorobutyric acid	0.709	4.52	4.06	4.29
glutaric acid	0.718	4.35	4.68	4.57
vinylacetic acid	0.537	4.34	4.06	5.00
succinic acid	0.828	4.2	4.06	3.80
3-bromopropionic acid	0.713	3.99	3.45	3.96
Lactic acid	0.713	3.86	3.45	3.96
Glycolic acid	0.699	3.83	2.83	3.70
2-hydroxybutyric acid	0.74	3.68	4.06	4.17
mercaptoacetic acid	0.532	3.67	2.83	4.39
Formic acid	0.812	3.55	2.22	2.92
2-bromopropionic acid	1.13	2.97	3.45	2.24
bromoacetic acid	0.77	2.9	2.83	3.41
2-chloropropionic acid	1.053	2.88	3.45	2.56
2-chlorobutyric acid	1.024	2.84	4.06	3.00
malonic acid	0.851	2.83	3.45	3.39
Chloroacetic acid	0.813	2.82	2.83	3.23
fluoroacetic acid	0.871	2.59	2.83	2.99
2-bromobutyric acid	1.121	2.55	4.06	2.60
cyanoacetic acid	1.036	2.45	2.83	2.31
dichloroacetic acid	1.298	1.26	2.83	1.24
difluoroacetic acid	1.141	1.24	2.83	1.88
trichloroacetic acid	1.389	0.63	2.83	0.86
Substituted Phenols				
o-methylphenol	0.11	10.3	10.30	10.30
o-chlorophenol	0.15	8.6	8.43	9.21
o-nitrophenol	0.53	7.2	8.43	7.40
m-nitrophenol	0.49	8.4	8.43	7.59
p-methoxyphenol	0.11	10.2	10.30	10.30
p-methylphenol	0.12	10.3	10.30	10.20
p-chlorophenol	0.15	9.4	8.43	9.21

p-nitrophenol	0.44	7.2	8.43	7.83
p-hydroxyphenol	0.12	9.8	8.43	9.35
Alcohols				
2-butanol	0.194	17.6	17.02	17.68
1,2-ethanediol	0.346	13.6	14.33	13.11
1,2-propanediol	0.297	14.9	15.67	14.50
1,3- propanediol	0.282	15.1	15.67	15.00
1,4-butanediol	0.257	15.1	17.02	15.59
Ethanol	0.263	15.9	14.33	15.86
propanol	0.239	16.2	15.67	16.42
tert-butyl alcohol	0.181	19.2	17.02	18.11
2-methoxyethanol	0.248	14.8	15.67	16.12

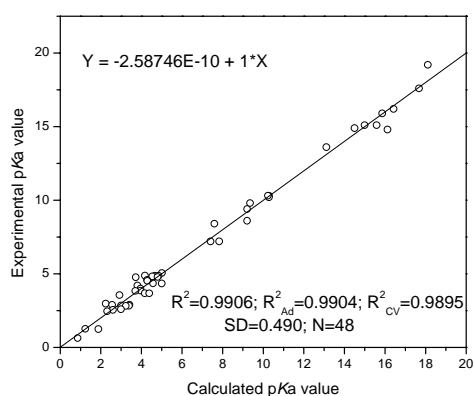
*Experimental data taken from References [24-26].

^aCalculated pK_a values using one parameter (N_C) regression.

^bCalculated pK_a values using two parameter (ω_g^+ , N_C) regression



(a)



(b)

Figure 10: Relationship between the calculated pK_a values with experimental pK_a values using a) one parameter (N_C) and b) two parameter (ω_g^+ , N_C) regressions

Parameters	R ²	R ² (cv)	R ² (ad)
One	0.9604	0.9558	0.9596
Two	0.9906	0.9895	0.9904