

Comment on "A statistical comparison of solar wind sources of moderate and intense geomagnetic storms at solar minimum and maximum" by Zhang, J.-C., M. W. Liemohn, J. U. Kozyra, M. F. Thomsen, H. A. Elliott, and J. M. Weygand

Yu. I. Yermolaev, M. Yu. Yermolaev and I. G. Lodkina

Space Plasma Physics Department, Space Research Institute, Profsoyuznaya

84/32, Moscow 117997, Russia

Yu. I. Yermolaev, M. Yu. Yermolaev, I. G. Lodkina, Space Plasma Physics Department, Space Research Institute, Profsoyuznaya 84/32, Moscow 117997, Russia. (yermol@iki.rssi.ru)

Abstract. (No abstract for Comment)

Conditions in the solar wind resulting in magnetic storms on the Earth are a subject of long and intensive investigations. Recently *Zhang et al.*, 2006 [Zhang et al. 2006] [Zh06 hereafter], published a paper, where they used superposed epoch analyses method to study solar wind features during 549 geomagnetic storms. Unfortunately, the used methodical approach has not allowed to improve essentially understanding of relation of magnetic storms with conditions in the solar wind, and first of all for the following reasons.

1. Authors of Zh06 selected data on 4 different categories: (1) moderate storm at solar minimum, (2) moderate storm at solar maximum, (3) strong storm at solar minimum, and (4) strong storm at solar maximum. In the strict sense, this selection approach has not sufficiently serious physical arguments.

On the one side, authors of Zh06 correctly noted that the storms are generated by different types of solar wind: ICME (MC) including Sheath and body of ICME and CIR (see, for instance, *Vieira et al.*, 2004 [Vieira et al. 2004]; *Huttunen and Koskinen* 2004 [Huttunen and Koskinen 2004]; *Yermolaev et al.*, 2005 [Yermolaev et al. 2005]; *Yermolaev and Yermolaev*, 2006 [Yermolaev and Yermolaev 2006]). Used method leads to averaging corresponding parameters of different types of solar wind and, as result of this procedure, the calculated averaged parameters (for instance, density and temperature and parameters using them during calculations) are really not observed in the solar wind during magnetic storms. As have been shown by *Yermolaev and Yermolaev*, 2002 [Yermolaev and Yermolaev 2002] time variations in percentages of CIR-induced and ICME-induced storms have 2 maximuma (minimuma) per solar cycle and change with opposite phases. It means that result of averaging strongly depends, first of all, on real proportion between different types of solar wind included in selected time intervals, rather than on phase of solar cycle.

On the other hand, there is no experimental argument in favor of hypothesis that physics for moderate and strong storms may be different. Because strong storms are induced more often by ICMEs than CIRs, used selection of strong (moderate) storms results only in increasing (decreasing) portion of ICMEs in averaging database of solar wind. In this case result of averaging strongly depends on real proportion between different types of solar wind rather than level of Dst index using for storm selection.

2. Authors of Zh06 took minimum Dst time as zero time for superposed epoch method. Because the main phase of storms may last from 2 up to 15 hours (see, for instance, *Gonzalez and Echer, 2006* [a]; *Yermolaev et al., 2005* [a]; *Yermolaev et al., 2006* [a]) the shape of averaged Dst profile of storms significantly differ from shape of really observed storms and instead of onset (instant of storm start) has long (several hours) interval where parameters before and after onset have been averaged. In the strict sense, in contrast to usage of onset time as zero time (see for example *Lyatsky and Tan, 2003* [a] used method does not allow to select solar wind conditions before and after storm onset and to identify solar wind sources of storms.

To illustrate mentioned above, Figs.1 and 2 present results of processing of OMNI data for 623 magnetic storms with $Dst < -60$ nT during 1976-2000 (*Yermolaev and Yermolaev, 2002* [a]; *Yermolaev et al., 2006* [a]): time profile of averaged Bz (top panels), Dst and corrected Dst* parameters obtained by superposed epoch method with Dst storm onset and Dst minimum as zero times, respectively. Fig.1. shows that the main phase of averaged storm lasts about 8 hours and time difference between minimum Bz and minimum Dst is about 6 hours while in Fig.2 (for the same zero time as in Zh06) there is no clearly defined main phase of the averaged storm and the time difference between

minima Bz and Dst is only 1-2 hours, although in both cases the decrease in Dst index began in 1-2 hours after return of Bz component. The similar discrepancies are observed for several another time differences obtained with different zero times (see Figs. 3 and 4).

Differences in time profiles of solar wind and IMF parameters for CIR (121 storms), Sheath (22) and MC (113) are shown in Figs.3 and 4. We designated as "Unknown" also 367 storms for which there were not full set of measurements or the type could not be defined unambiguously. Figs. 3 and 4 use onset time and minimum Dst time as zero time, respectively, and show the same parameters: (Left column) N - density, V - velocity, Pdyn - dynamic pressure, T - proton temperature, T/Texp - ratio of measured proton temperature to calculated temperature using velocity, Dst index, (Right) β - ratio of thermal to magnetic pressure, B, Bx, By and Bz - magnitude and GSM components of IMF and Kp index. Curves for different types of solar wind are presented by different color. The variability of data for all parameters and for all types of solar wind is sufficiently large, and therefore the table represents average values of their dispersion in the most disturbed and interesting part: from -12 till +12 hours relative to onset. In several cases the distinctions between curves are less than corresponding dispersions, and in this case it is necessary to consider these distinctions as a tendency rather than a proved fact.

Because of place limit in the short comment we should discuss briefly the additional information arising owing to selection of data on solar wind types, and also advantages of choice of zero time. First of all one can see that the strongest storms were generated by sheaths but not by bodies of magnetic clouds. There are significant differences in T/Texp and β , for CIR and Sheath, on one hand, and MC, on the other hand. The highest value near onset is reached for density in CIR and for Pdyn in Sheath. Detailed discussion

and comparison of data in Fig.3 may be found in paper by Yermolaev et al., 2006. On the other side, comparison of Figs. 3 and 4 shows several advantages of choice of onset time as zero time. For example, Fig. 3 demonstrates that maximums of density N and magnitude of magnetic field B for "Unknown" type and CIR are observed at storm onset and Fig.4 does not allow to make these conclusions.

Acknowledgments. The authors are grateful to all databases for data used in the analysis. Work was in part supported by RFBR, grant 04-02-16131, Program of Phys. Dep. of RAS N 16.

References

- Gonzalez, W. D., and E. Echer (2005), A study on the peak Dst and peak negative B_z relationship during intense geomagnetic storms, *Geophys. Res. Lett.*, 32, L18103, doi:10.1029/2005GL023486.
- Huttunen, K. E. J., and H. E. J. Koskinen (2004), Importance of post-shock streams and sheath region as drivers of intense magnetospheric storms and high-latitude activity, *Ann. Geophys.*, 22, 1729.
- Lyatsky, W., and A. Tan, Solar wind disturbances responsible for geomagnetic storms, *J. Geophys. Res.*, 108(A3), 1134, doi:10.1029/2001JA005057, 2003.
- Vieira, L. E. A.; Gonzalez, W. D.; Echer, E.; Tsurutani, B. T. (2004) Storm-intensity criteria for several classes of the driving interplanetary structures, *Solar Physics*, Volume 223, Issue 1-2, pp. 245-258
- Yermolaev, Yu.I., M.Yu. Yermolaev (2002) Statistical Relationships between Solar, Interplanetary, and Geomagnetospheric Disturbances, 1976-2000, *Cosmic Research*, Vol. 40,

No. 1, 2002, pp. 1-14.

Yermolaev, Yu.I., M.Yu. Yermolaev (2006) Statistic study on the geomagnetic storm effectiveness of solar and interplanetary events, Journal Adv.Space Res., doi:10.1016/j.asr.2005.03.130 (in press)

Yermolaev, Yu.I., M.Yu. Yermolaev and N.S. Nikolaeva (2005) Comparison of interplanetary and magnetospheric conditions for CIR-induced and ICME-induced magnetic storms, European Geosciences Union, Geophysical Research Abstracts, Vol. 7, 01064, 2005

Yermolaev, Yu.I., M.Yu. Yermolaev, I. G. Lodkina and N.S. Nikolaeva (2006), Statistic study of heliospheric conditions resulting in magnetic storm. Cosmic Reaserch, 2006 (in press)

Zhang, J.-C., M. W. Liemohn, J. U. Kozyra, M. F. Thomsen, H. A. Elliott, and J. M. Weygand, A statistical comparison of solar wind sources of moderate and intense geomagnetic storms at solar minimum and maximum (2006), , J. Geophys. Res., 111, A01104, doi:10.1029/2005JA011065.

Table 1. AVERAGE dispersions of solar wind and IMF parameters

SW	B	Bx	By	Bz	Tp	N	V	Kp	Dst	β	T/Tex	NkT	Nv^2
type	nT	nT	nT	nT	kK	cm ⁻³	km/s		nT			nPa	nPa
Unknown	3.6	5.2	6.0	4.6	150	8.1	111	13.1	29	0.57	1.23	0.033	3.2
CIR	4.7	6.7	7.4	6.2	213	12.5	102	14.3	32	0.73	1.51	0.045	4.2
Sheath	5.6	5.2	9.0	7.1	133	11.8	88	13.5	36	0.61	1.00	0.036	7.7
MC	6.6	7.1	11.0	8.0	138	9.7	128	13.9	37	0.28	0.87	0.029	5.5




Figure 1. Behavior of Bz IMF (top panel) and Dst (closed symbol) and corrected Dst* (open) indexes for 622 magnetic storms with $Dst < -60$ nT during 1976-2000 obtained using OMNI dataset by superposed epoch method with zero time chosen as first 1-hour point of abrupt drop of Dst.




Figure 2. The same as in Fig.1 obtained by superposed epoch method with zero time chosen as minimum of Dst (similar to Zh06).



Figure 3. Behavior of plasma and IMF for magnetic storms generated by CIR, Sheath, MC and Unknown types of solar wind during 1976-2000 obtained using OMNI dataset by superposed epoch method with zero time chosen as first 1-hour point of abrupt drop of Dst.




Figure 4. The same as in Fig.3 obtained by superposed epoch method with zero time chosen as minimum of Dst (similar to Zh06).

