

Simplified Variational Principles for Barotropic Magnetohydrodynamics

Asher Yahalom^{a,b} and Donald Lynden-Bell^{a,c}

^a Institute of Astronomy, University of Cambridge
Madingley Road, Cambridge CB3 0HA, United Kingdom

^b College of Judea and Samaria, Ariel 44284, Israel

^c Clare College, University of Cambridge, Cambridge, United Kingdom
e-mail: dlb@ast.cam.ac.uk; asya@yosh.ac.il;

December 23, 2018

Abstract

Variational principles for magnetohydrodynamics were introduced by previous authors both in Lagrangian and Eulerian form. In this paper we introduce simpler Eulerian variational principles from which all the relevant equations of magnetohydrodynamics can be derived. The variational principle is given in terms of six independent functions for non-stationary flows and three independent functions for stationary flows. This is less than the seven variables which appear in the standard equations of magnetohydrodynamics which are the magnetic field \vec{B} the velocity field \vec{v} and the density ρ .

Keywords: Magnetohydrodynamics, Variational principles

PACS number(s): 47.65.+a

1 Introduction

Variational principles for magnetohydrodynamics were introduced by previous authors both in Lagrangian and Eulerian form. Sturrock [1] has discussed in his book a Lagrangian variational formalism for magnetohydrodynamics. Vladimirov and Moffatt [2] in a series of papers have discussed an Eulerian variational principle for incompressible magnetohydrodynamics. However, their variational principle contained three more functions in

addition to the seven variables which appear in the standard equations of magnetohydrodynamics which are the magnetic field \vec{B} the velocity field \vec{v} and the density ρ . Kats [3] has generalized Moffatt's work for compressible flows but without reducing the number of functions and the computational load. Sakurai [4] has introduced a two function Eulerian variational principle for force-free magnetohydrodynamics and used it as a basis of a numerical scheme, his method is discussed in a book by Sturrock [1]. A method of solving the equations for those two variables was introduced by Yang, Sturrock & Antiochos [5]. In this work we will combine the Lagrangian of Sturrock [1] with the Lagrangian of Sakurai [4] to obtain an **Eulerian** Lagrangian principle which will depend on only six functions. The variational derivative of this Lagrangian will give us all the equations needed to describe magnetohydrodynamics without any additional constraints. Furthermore, we will show that for stationary flows three functions will suffice in order to describe a Lagrangian principle for magnetohydrodynamics.

We anticipate applications of this study both to stability analysis of known magnetohydrodynamic configurations and for designing efficient numerical schemes for integrating the equations of fluid dynamics and magnetohydrodynamics [6, 7, 8, 9].

The plan of this paper is as follows: first we introduce the standard notations and equations of magnetohydrodynamics. Next we review the Lagrangian variational principle of magnetohydrodynamics. This is followed by a review of the Eulerian variational principles of force-free magnetohydrodynamics. After those introductory sections we will present the six function Eulerian variational principles for non-stationary magnetohydrodynamics. This will be followed by the derivation of a variational principle for stationary magnetohydrodynamics.

2 The standard formulation of magnetohydrodynamics

2.1 Basic equations

The standard set of equations solved for magnetohydrodynamics are given below:

$$\frac{\partial \vec{B}}{\partial t} = \vec{\nabla} \times (\vec{v} \times \vec{B}) \quad (1)$$

$$\vec{\nabla} \cdot \vec{B} = 0 \quad (2)$$

$$\frac{\partial \rho}{\partial t} + \vec{\nabla} \cdot (\rho \vec{v}) = 0 \quad (3)$$

$$\rho \frac{d\vec{v}}{dt} = \rho \left(\frac{\partial \vec{v}}{\partial t} + (\vec{v} \cdot \vec{\nabla}) \vec{v} \right) = -\vec{\nabla} p(\rho) + \frac{(\vec{\nabla} \times \vec{B}) \times \vec{B}}{4\pi} \quad (4)$$

The following notations are utilized: $\frac{\partial}{\partial t}$ is the temporal derivative, $\frac{d}{dt}$ is the temporal material derivative and $\vec{\nabla}$ has its standard meaning in vector calculus. \vec{B} is the magnetic field vector, \vec{v} is the velocity field vector and ρ is the fluid density. Finally $p(\rho)$ is the pressure which we assume depends on the density alone (barotropic case). The justification for those equations and the conditions under which they apply can be found in standard books on magnetohydrodynamics (see for example [1]). Equation (1) describes the fact that the magnetic field lines are moving with the fluid elements ("frozen" magnetic field lines), equation (2) describes the fact that the magnetic field is solenoidal, equation (3) describes the conservation of mass and equation (4) is the Euler equation for a fluid in which both pressure and Lorentz magnetic forces apply. The term:

$$\vec{J} = \frac{\vec{\nabla} \times \vec{B}}{4\pi} \quad (5)$$

is the electric current density which is not connected to any mass flow. The number of independent variables for which one needs to solve is seven (\vec{v}, \vec{B}, ρ) and the number of equations (1,3,4) is also seven. Notice that equation (2) is a condition on the initial \vec{B} field and is satisfied automatically for any other time due to equation (1). Also notice that $p(\rho)$ is not a variable rather it is a given function of ρ .

2.2 Lagrangian variational principle of magnetohydrodynamics

A Lagrangian variational principle of magnetohydrodynamics was discussed by a number of authors (see for example [1]) and an outline of this approach is given below. Consider the action:

$$\begin{aligned} A &\equiv \int \mathcal{L} d^3x dt \\ \mathcal{L} &\equiv \rho \left(\frac{1}{2} \vec{v}^2 - \varepsilon(\rho) \right) - \frac{\vec{B}^2}{8\pi} \end{aligned} \quad (6)$$

in which $\varepsilon(\rho)$ is the specific internal energy. A variation in any quantity F for a fixed position \vec{r} is denoted as δF hence:

$$\begin{aligned} \delta A &= \int \delta \mathcal{L} d^3x dt \\ \delta \mathcal{L} &= \delta \rho \left(\frac{1}{2} \vec{v}^2 - w(\rho) \right) + \rho \vec{v} \cdot \delta \vec{v} - \frac{\vec{B} \cdot \delta \vec{B}}{4\pi} \end{aligned} \quad (7)$$

in which $w = \frac{\partial(\varepsilon\rho)}{\partial\rho}$ is the specific enthalpy.

A change in a position of a fluid element located at a position \vec{r} at time t is given by $\vec{\xi}(\vec{r}, t)$. A mass conserving variation of ρ takes the form (for a proof see for example [12]):

$$\delta\rho = -\vec{\nabla} \cdot (\rho\vec{\xi}) \quad (8)$$

and a magnetic flux conserving variation takes the form:

$$\delta\vec{B} = \vec{\nabla} \times (\vec{\xi} \times \vec{B}) \quad (9)$$

A change involving both a local variation coupled with a change of element position of the quantity F is given by:

$$\Delta F = \delta F + (\vec{\xi} \cdot \vec{\nabla})F \quad (10)$$

hence

$$\Delta\vec{v} = \delta\vec{v} + (\vec{\xi} \cdot \vec{\nabla})\vec{v}. \quad (11)$$

However, since:

$$\Delta\vec{v} = \Delta \frac{d\vec{r}}{dt} = \frac{d\Delta\vec{r}}{dt} = \frac{d\vec{\xi}}{dt} \quad (12)$$

We obtain:

$$\delta\vec{v} = \frac{d\vec{\xi}}{dt} - (\vec{\xi} \cdot \vec{\nabla})\vec{v} = \frac{\partial\vec{\xi}}{\partial t} + (\vec{v} \cdot \vec{\nabla})\vec{\xi} - (\vec{\xi} \cdot \vec{\nabla})\vec{v} \quad (13)$$

Introducing the result of equations (8,9,13) into equation (7) and integrating by parts we arrive at the result:

$$\begin{aligned} \delta A &= \int d^3x \rho \vec{v} \cdot \vec{\xi} \Big|_{t_0}^{t_1} \\ &+ \int dt \left\{ \oint d\vec{S} \cdot \left[-\rho\vec{\xi} \left(\frac{1}{2} \vec{v}^2 - w(\rho) \right) + \rho\vec{v}(\vec{v} \cdot \vec{\xi}) + \frac{1}{4\pi} \vec{B} \times (\vec{\xi} \times \vec{B}) \right] \right. \\ &+ \left. \int d^3x \vec{\xi} \cdot \left[-\rho\vec{\nabla}w - \frac{\partial(\rho\vec{v})}{\partial t} - \frac{\partial(\rho\vec{v}v_k)}{\partial x_k} - \frac{1}{4\pi} \vec{B} \times (\vec{\nabla} \times \vec{B}) \right] \right\} \quad (14) \end{aligned}$$

in which a summation convention is assumed. Taking into account the continuity equation (3) we obtain:

$$\begin{aligned} \delta A &= \int d^3x \rho \vec{v} \cdot \vec{\xi} \Big|_{t_0}^{t_1} \\ &+ \int dt \left\{ \oint d\vec{S} \cdot \left[-\rho\vec{\xi} \left(\frac{1}{2} \vec{v}^2 - w(\rho) \right) + \rho\vec{v}(\vec{v} \cdot \vec{\xi}) + \frac{1}{4\pi} \vec{B} \times (\vec{\xi} \times \vec{B}) \right] \right. \\ &+ \left. \int d^3x \vec{\xi} \cdot \left[-\rho\vec{\nabla}w - \rho \frac{\partial\vec{v}}{\partial t} - \rho(\vec{v} \cdot \vec{\nabla})\vec{v} - \frac{1}{4\pi} \vec{B} \times (\vec{\nabla} \times \vec{B}) \right] \right\} \quad (15) \end{aligned}$$

hence we see that if $\delta A = 0$ for a $\vec{\xi}$ vanishing at the initial and final times and on the surface of the domain but otherwise arbitrary then Euler's equation (4) is satisfied (taking into account that in the barotropic case $\vec{\nabla}w = \frac{\vec{\nabla}p}{\rho}$).

Although the variational principle does give us the correct dynamical equation for an arbitrary $\vec{\xi}$, it has the following deficiencies:

1. Although $\vec{\xi}$ is quite arbitrary the variations of $\delta\rho$ and $\delta\vec{B}$ are not. They are defined by the conditions given in equation (8) and equation (9). This property is not useful for numerical schemes since $\vec{\xi}$ must be a small quantity.
2. Only equation (4) is derived from the variational principle the other equations that are needed: equation (1), equation (2) and equation (3) are separate assumptions. Moreover equation (3) is needed in order to derive Euler's equation (4) from the variational principle. All this makes the variational principle less useful.

What is desired is a variational principle from which all equations of motion can be derived and for which no assumptions on the variations are needed this will be discussed in the following sections.

3 Sakurai's variational principle of force-free magnetohydrodynamics

Force-free magnetohydrodynamics is concerned with the case that both the pressure and inertial terms in Euler equations (4) are physically insignificant. Hence the Euler equations can be written in the form:

$$\frac{(\vec{\nabla} \times \vec{B}) \times \vec{B}}{4\pi} = \vec{J} \times \vec{B} = 0 \quad (16)$$

In order to describe force-free fields Sakurai [4] has proposed to represent the magnetic field in the following form:

$$\vec{B} = \vec{\nabla}\chi \times \vec{\nabla}\eta \quad (17)$$

Hence \vec{B} is orthogonal both to $\vec{\nabla}\chi$ and $\vec{\nabla}\eta$. A similar representation was suggested by Dungey [10, p. 31] but not in the context of variational analysis. Both χ and η are Clebsch type comoving scalar field satisfying the equations:

$$\frac{d\chi}{dt} = 0, \quad \frac{d\eta}{dt} = 0 \quad (18)$$

It can be easily shown that provided that \vec{B} is in the form given in equation (17) and equation (18) is satisfied then both equation (1) and equation (2) are satisfied. Since according to equation (16) both $\vec{\nabla} \times \vec{B}$ and \vec{B} are parallel it follows that equation (16) can be written as:

$$\vec{J} \cdot \vec{\nabla} \chi = 0, \quad \vec{J} \cdot \vec{\nabla} \eta = 0 \quad (19)$$

Sakurai [4] has introduced an action principle from which equation (19) can be derived:

$$\begin{aligned} A_S &\equiv \int \mathcal{L}_S d^3x dt \\ \mathcal{L}_S &\equiv \frac{\vec{B}^2}{8\pi} = \frac{(\vec{\nabla} \chi \times \vec{\nabla} \eta)^2}{8\pi} \end{aligned} \quad (20)$$

Taking the variation of equation (20) we obtain:

$$\begin{aligned} \delta A_S &= \int \delta \mathcal{L}_S d^3x dt \\ \delta \mathcal{L}_S &= \frac{\vec{B}}{4\pi} \cdot (\vec{\nabla} \delta \chi \times \vec{\nabla} \eta + \vec{\nabla} \chi \times \vec{\nabla} \delta \eta) \end{aligned} \quad (21)$$

Integrating by parts and using the theorem of Gauss one obtains the result:

$$\begin{aligned} \delta A_S &= \oint d\vec{S} \cdot [(\delta \chi \vec{\nabla} \eta - \delta \eta \vec{\nabla} \chi) \times \frac{\vec{B}}{4\pi}] \\ &+ \int d^3x [\delta \chi (\vec{\nabla} \eta \cdot \vec{J}) - \delta \eta (\vec{\nabla} \chi \cdot \vec{J})] \end{aligned} \quad (22)$$

Hence if $\delta A_S = 0$ for arbitrary variation $\delta \chi, \delta \eta$ that vanish on the boundary of the domain one recovers the force-free Euler equations (19).

Although this approach is better than the one described in equation (6) in the previous section in the sense that the form of the variations $\delta \chi, \delta \eta$ is not constrained, it has some limitations as follows:

1. Sakurai's approach by design is only meant to deal with force-free magnetohydrodynamics for more general magnetohydrodynamics scenarios it is not adequate.
2. Sakurai's action given equation (20) contains all the relevant physical equations only if the configuration is static ($\vec{v} = 0$). If the configuration is not static one needs to supply an additional two equations (18) to the variational principle.

4 Simplified variational principle of non-stationary magnetohydrodynamics

In the following section we will combine the approaches described in the previous sections in order to obtain a variational principle of non-stationary magnetohydrodynamics such that all the relevant magnetohydrodynamic equations can be derived from for unconstrained variations. The approach is based on a method first introduced by Seliger & Whitham [11]. Consider the action:

$$\begin{aligned}
 A &\equiv \int \mathcal{L} d^3x dt \\
 \mathcal{L} &\equiv \mathcal{L}_1 + \mathcal{L}_2 \\
 \mathcal{L}_1 &\equiv \rho \left(\frac{1}{2} \vec{v}^2 - \varepsilon(\rho) \right) + \frac{\vec{B}^2}{8\pi} \\
 \mathcal{L}_2 &\equiv \nu \left[\frac{\partial \rho}{\partial t} + \vec{\nabla} \cdot (\rho \vec{v}) \right] - \rho \alpha \frac{d\chi}{dt} - \rho \beta \frac{d\eta}{dt} - \frac{\vec{B}}{4\pi} \cdot (\vec{\nabla} \chi \times \vec{\nabla} \eta) \quad (23)
 \end{aligned}$$

Obviously ν, α, β are Lagrange multipliers which were inserted in such a way that the variational principle will yield the following equations:

$$\begin{aligned}
 \frac{\partial \rho}{\partial t} + \vec{\nabla} \cdot (\rho \vec{v}) &= 0 \\
 \rho \frac{d\chi}{dt} &= 0 \\
 \rho \frac{d\eta}{dt} &= 0 \quad (24)
 \end{aligned}$$

Provided ρ is not null those are just the continuity equation (3) and the conditions that Sakurai's functions are comoving as in equation (18). Taking the variational derivative with respect to \vec{B} we see that

$$\vec{B} = \hat{\vec{B}} \equiv \vec{\nabla} \chi \times \vec{\nabla} \eta \quad (25)$$

Hence \vec{B} is in Sakurai's form and satisfies equation (2). By virtue of equations (24) we see that \vec{B} must also satisfy equation (1). For the time being we have showed that all the equations of magnetohydrodynamics can be obtained from the above variational principle except Euler's equations. We will now show that Euler's equations can be derived from the above variational principle as well. Let us take an arbitrary variational derivative of the above action with respect to \vec{v} , this will result in:

$$\delta_{\vec{v}} A = \int d^3x dt \rho \delta \vec{v} \cdot [\vec{v} - \vec{\nabla} \nu - \alpha \vec{\nabla} \chi - \beta \vec{\nabla} \eta] + \oint d\vec{S} \cdot \delta \vec{v} \rho \nu \quad (26)$$

Provided that $\oint d\vec{S} \cdot \delta\vec{v}\rho\nu$ vanishes as in the case of astrophysical flows for which $\rho = 0$ on the flow boundary, or the case in which the fluid is contained in a vessel which induces a no flux boundary condition $\delta\vec{v} \cdot \hat{n} = 0$ (\hat{n} is a unit vector normal to the boundary), we see that \vec{v} must have the following form:

$$\vec{v} = \hat{v} \equiv \vec{\nabla}\nu + \alpha\vec{\nabla}\chi + \beta\vec{\nabla}\eta \quad (27)$$

Let us now take the variational derivative with respect to the density ρ we obtain:

$$\begin{aligned} \delta_\rho A &= \int d^3x dt \delta\rho \left[\frac{1}{2}\vec{v}^2 - w - \frac{\partial\nu}{\partial t} - \vec{v} \cdot \vec{\nabla}\nu \right] \\ &+ \oint d\vec{S} \cdot \vec{v}\delta\rho\nu + \int d^3x \nu \delta\rho \Big|_{t_0}^{t_1} \end{aligned} \quad (28)$$

Hence provided that $\delta\rho$ vanishes on the boundary of the domain and in initial and final times the following equation must be satisfied:

$$\frac{d\nu}{dt} = \frac{1}{2}\vec{v}^2 - w \quad (29)$$

Finally we have to calculate the variation with respect to both χ and η this will lead us to the following results:

$$\begin{aligned} \delta_\chi A &= \int d^3x dt \delta\chi \left[\frac{\partial(\rho\alpha)}{\partial t} + \vec{\nabla} \cdot (\rho\alpha\vec{v}) - \vec{\nabla}\eta \cdot \vec{J} \right] \\ &+ \oint d\vec{S} \cdot \left[\frac{\vec{B}}{4\pi} \times \vec{\nabla}\eta - \vec{v}\rho\alpha \right] \delta\chi - \int d^3x \rho\alpha \delta\chi \Big|_{t_0}^{t_1} \end{aligned} \quad (30)$$

$$\begin{aligned} \delta_\eta A &= \int d^3x dt \delta\eta \left[\frac{\partial(\rho\beta)}{\partial t} + \vec{\nabla} \cdot (\rho\beta\vec{v}) + \vec{\nabla}\chi \cdot \vec{J} \right] \\ &+ \oint d\vec{S} \cdot \left[\vec{\nabla}\chi \times \frac{\vec{B}}{4\pi} - \vec{v}\rho\beta \right] \delta\eta - \int d^3x \rho\beta \delta\eta \Big|_{t_0}^{t_1} \end{aligned} \quad (31)$$

Provided that the correct temporal and boundary conditions are met with respect to the variations $\delta\chi$ and $\delta\eta$ we obtain the following set of equations:

$$\frac{d\alpha}{dt} = \frac{\vec{\nabla}\eta \cdot \vec{J}}{\rho}, \quad \frac{d\beta}{dt} = -\frac{\vec{\nabla}\chi \cdot \vec{J}}{\rho} \quad (32)$$

in which the continuity equation (3) was taken into account.

4.1 Euler's equations

We shall now show that a velocity field given by equation (27), such that the equations for $\alpha, \beta, \chi, \eta, \nu$ satisfy the corresponding equations (24,29,32) must satisfy Euler's equations. Let us calculate the material derivative of \vec{v} :

$$\frac{d\vec{v}}{dt} = \frac{d\vec{\nabla}\nu}{dt} + \frac{d\alpha}{dt}\vec{\nabla}\chi + \alpha\frac{d\vec{\nabla}\chi}{dt} + \frac{d\beta}{dt}\vec{\nabla}\eta + \beta\frac{d\vec{\nabla}\eta}{dt} \quad (33)$$

It can be easily shown that:

$$\begin{aligned} \frac{d\vec{\nabla}\nu}{dt} &= \vec{\nabla}\frac{d\nu}{dt} - \vec{\nabla}v_k\frac{\partial\nu}{\partial x_k} = \vec{\nabla}\left(\frac{1}{2}\vec{v}^2 - w\right) - \vec{\nabla}v_k\frac{\partial\nu}{\partial x_k} \\ \frac{d\vec{\nabla}\eta}{dt} &= \vec{\nabla}\frac{d\eta}{dt} - \vec{\nabla}v_k\frac{\partial\eta}{\partial x_k} = -\vec{\nabla}v_k\frac{\partial\eta}{\partial x_k} \\ \frac{d\vec{\nabla}\chi}{dt} &= \vec{\nabla}\frac{d\chi}{dt} - \vec{\nabla}v_k\frac{\partial\chi}{\partial x_k} = -\vec{\nabla}v_k\frac{\partial\chi}{\partial x_k}. \end{aligned} \quad (34)$$

In which x_k is a Cartesian coordinate and a summation convention is assumed. Equations (24,29) were used in the above derivation. Inserting the result from equations (34,32) into equation (33) yields:

$$\begin{aligned} \frac{d\vec{v}}{dt} &= -\vec{\nabla}v_k\left(\frac{\partial\nu}{\partial x_k} + \alpha\frac{\partial\chi}{\partial x_k} + \beta\frac{\partial\eta}{\partial x_k}\right) + \vec{\nabla}\left(\frac{1}{2}\vec{v}^2 - w\right) \\ &\quad + \frac{1}{\rho}\left((\vec{\nabla}\eta \cdot \vec{J})\vec{\nabla}\chi - (\vec{\nabla}\chi \cdot \vec{J})\vec{\nabla}\eta\right) \\ &= -\vec{\nabla}v_k v_k + \vec{\nabla}\left(\frac{1}{2}\vec{v}^2 - w\right) + \frac{1}{\rho}\vec{J} \times (\vec{\nabla}\chi \times \vec{\nabla}\eta) \\ &= -\frac{\vec{\nabla}p}{\rho} + \frac{1}{\rho}\vec{J} \times \vec{B} \end{aligned} \quad (35)$$

In which we have used both equation (27) and equation (25) in the above derivation. This of course proves that the Euler equations can be derived from the action given in equation (23) and hence all the equations of magnetohydrodynamics can be derived from the above action without restricting the variations in any way.

4.2 Simplified action

The reader of this paper might argue here that the paper is misleading. The authors have declared that they are going to present a simplified action for magnetohydrodynamics instead they have added five more functions

$\alpha, \beta, \chi, \eta, \nu$ to the standard set \vec{B}, \vec{v}, ρ . In the following we will show that this is not so and the action given in equation (23) in a form suitable for a pedagogic presentation can indeed be simplified. It is easy to show that the Lagrangian density appearing in equation (23) can be written in the form:

$$\begin{aligned} \mathcal{L} = & -\rho\left[\frac{\partial\nu}{\partial t} + \alpha\frac{\partial\chi}{\partial t} + \beta\frac{\partial\eta}{\partial t} + \varepsilon(\rho)\right] + \frac{1}{2}\rho[(\vec{v} - \hat{v})^2 - (\hat{v})^2] \\ & + \frac{1}{8\pi}[(\vec{B} - \hat{B})^2 - (\hat{B})^2] + \frac{\partial(\nu\rho)}{\partial t} + \vec{\nabla} \cdot (\nu\rho\vec{v}) \end{aligned} \quad (36)$$

In which \hat{v} is a shorthand notation for $\vec{\nabla}\nu + \alpha\vec{\nabla}\chi + \beta\vec{\nabla}\eta$ (see equation (27)) and \hat{B} is a shorthand notation for $\vec{\nabla}\chi \times \vec{\nabla}\eta$ (see equation (25)). Thus \mathcal{L} has four contributions:

$$\begin{aligned} \mathcal{L} &= \hat{\mathcal{L}} + \mathcal{L}_{\vec{v}} + \mathcal{L}_{\vec{B}} + \mathcal{L}_{boundary} \\ \hat{\mathcal{L}} &\equiv -\rho\left[\frac{\partial\nu}{\partial t} + \alpha\frac{\partial\chi}{\partial t} + \beta\frac{\partial\eta}{\partial t} + \varepsilon(\rho) + \frac{1}{2}(\vec{\nabla}\nu + \alpha\vec{\nabla}\chi + \beta\vec{\nabla}\eta)^2\right] \\ &\quad - \frac{1}{8\pi}(\vec{\nabla}\chi \times \vec{\nabla}\eta)^2 \\ \mathcal{L}_{\vec{v}} &\equiv \frac{1}{2}\rho(\vec{v} - \hat{v})^2 \\ \mathcal{L}_{\vec{B}} &\equiv \frac{1}{8\pi}(\vec{B} - \hat{B})^2 \\ \mathcal{L}_{boundary} &\equiv \frac{\partial(\nu\rho)}{\partial t} + \vec{\nabla} \cdot (\nu\rho\vec{v}) \end{aligned} \quad (37)$$

The only term containing \vec{v} is $\mathcal{L}_{\vec{v}}$, it can easily be seen that this term will lead, after we nullify the variational derivative with respect to \vec{v} , to equation (27) but will otherwise have no contribution to other variational derivatives. Similarly the only term containing \vec{B} is $\mathcal{L}_{\vec{B}}$ and it can easily be seen that this term will lead, after we nullify the variational derivative, to equation (25) but will have no contribution to other variational derivatives. Also notice that the term $\mathcal{L}_{boundary}$ contains only complete partial derivatives and thus can not contribute to the equations although it can change the boundary conditions. Hence we see that equations (24), equation (29) and equations (32) can be derived using the Lagrangian density $\hat{\mathcal{L}}$ in which \hat{v} replaces \vec{v} and \hat{B} replaces \vec{B} in the relevant equations. Furthermore, after integrating the six equations (24,29,32) we can insert the potentials $\alpha, \beta, \chi, \eta, \nu$ into equations (27) and (25) to obtain the physical quantities \vec{v} and \vec{B} . Hence, the general magnetohydrodynamic problem is reduced from seven equations (1,3,4) and the additional constraint (2) to a problem of six first order (in

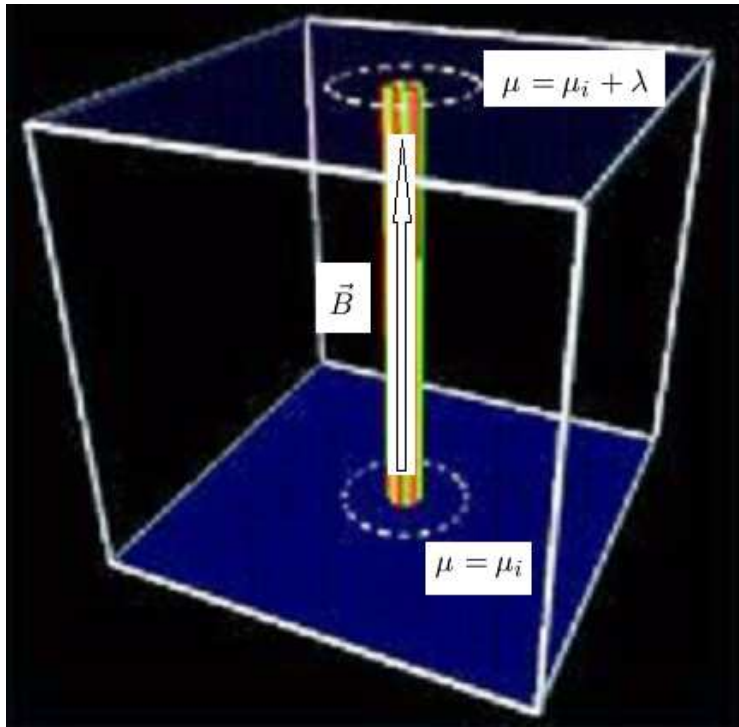


Figure 1: A thin tube surrounding a magnetic field line

the temporal derivative) unconstrained equations. Moreover, the entire set of equations can be derived from the Lagrangian density $\hat{\mathcal{L}}$ which is what we were aiming to prove.

4.3 The inverse problem

In the previous subsection we have shown that given a set of functions $\alpha, \beta, \chi, \eta, \nu$ satisfying the set of equations described in the previous subsections, one can insert those functions into equation (27) and equation (25) to obtain the physical velocity \vec{v} and magnetic field \vec{B} . In this subsection we will address the inverse problem that is, suppose we are given the quantities \vec{v}, \vec{B} and ρ how can one calculate the potentials $\alpha, \beta, \chi, \eta, \nu$? The treatment in this section will follow closely an analogue treatment for non-magnetic fluid dynamics given by Lynden-Bell & Katz [13].

Consider a thin tube surrounding a magnetic field line as described in figure 1, the magnetic flux contained within the tube is:

$$\Delta\Phi = \int \vec{B} \cdot d\vec{S} \quad (38)$$

and the mass contained with the tube is:

$$\Delta M = \int \rho d\vec{l} \cdot d\vec{S} \quad (39)$$

in which dl is a length element along the tube. Since the magnetic field lines move with the flow by virtue of equation (1) both the quantities $\Delta\Phi$ and ΔM are conserved and since the tube is thin we may define the conserved magnetic load:

$$\lambda = \frac{\Delta M}{\Delta\Phi} = \oint \frac{\rho}{B} dl \quad (40)$$

in which the above integral is performed along the field line. Obviously the parts of the line which go out of the flow to regions in which $\rho = 0$ has a null contribution to the integral. Since λ is conserved it satisfies the equation:

$$\frac{d\lambda}{dt} = 0. \quad (41)$$

By construction surfaces of constant magnetic load move with the flow and contain magnetic field lines. Hence the gradient to such surfaces must be orthogonal to the field line:

$$\vec{\nabla}\lambda \cdot \vec{B} = 0 \quad (42)$$

Now consider an arbitrary comoving point on the magnetic field line and denote it by i , and consider an additional comoving point on the magnetic field line and denote it by r . The integral:

$$\mu(r) = \int_i^r \frac{\rho}{B} dl + \mu(i) \quad (43)$$

is also a conserved quantity which we may denote following Lynden-Bell & Katz [13] as the magnetic metage. $\mu(i)$ is an arbitrary number which can be chosen differently for each magnetic line. By construction:

$$\frac{d\mu}{dt} = 0. \quad (44)$$

Also it is easy to see that by differentiating along the magnetic field line we obtain:

$$\vec{\nabla}\mu \cdot \vec{B} = \rho \quad (45)$$

At this point we have two comoving coordinates of flow, namely λ, μ obviously in a three dimensional flow we also have a third coordinate. However, before defining the third coordinate we will find it useful to work not directly with λ but with a function of λ . Now consider the flux within a surface of

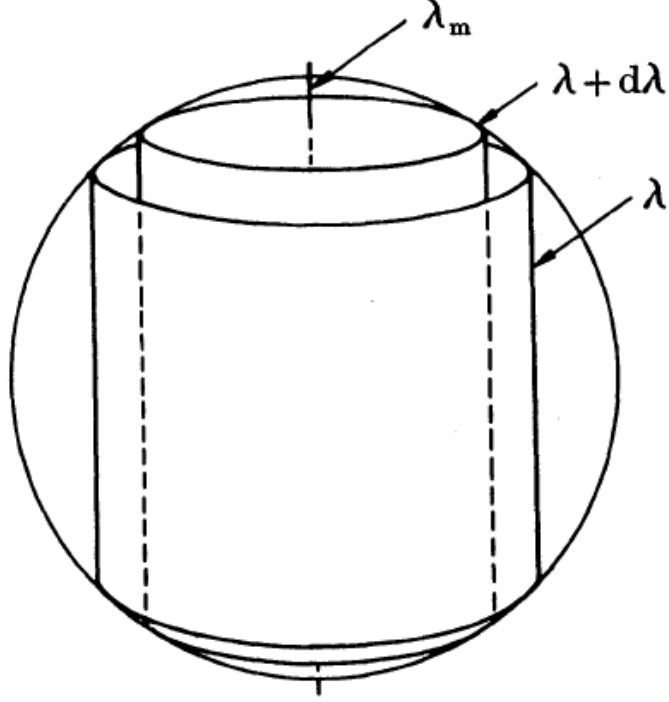


Figure 2: Surfaces of constant load

constant load $\Phi(\lambda)$ as described in figure 2 (the figure was given by Lynden-Bell & Katz [13]). The flux is a conserved quantity and depends only on the load λ of the surrounding surface. Now we define the quantity:

$$\chi = \frac{\Phi(\lambda)}{2\pi} \quad (46)$$

Obviously χ satisfies the equations:

$$\frac{d\chi}{dt} = 0, \quad \vec{B} \cdot \vec{\nabla}\chi = 0 \quad (47)$$

we will immediately show that this function is identical to Sakurai's function defined in equation (17). Let us now define an additional comoving coordinate η^* since $\vec{\nabla}\mu$ is not orthogonal to the \vec{B} lines we can choose $\vec{\nabla}\eta^*$ to be orthogonal to the \vec{B} lines and not be in the direction of the $\vec{\nabla}\chi$ lines, that is we choose η^* not to depend only on χ . Since both $\vec{\nabla}\eta^*$ and $\vec{\nabla}\chi$ are orthogonal to \vec{B} , \vec{B} must take the form:

$$\vec{B} = A\vec{\nabla}\chi \times \vec{\nabla}\eta^* \quad (48)$$

However, using equation (2) we have:

$$\vec{\nabla} \cdot \vec{B} = \vec{\nabla}A \cdot (\vec{\nabla}\chi \times \vec{\nabla}\eta^*) = 0 \quad (49)$$

Which implies that A is a function of χ, η^* . Now we can define a new comoving function η such that:

$$\eta = \int_0^{\eta^*} A(\chi, \eta'^*) d\eta'^*, \quad \frac{d\eta}{dt} = 0 \quad (50)$$

In terms of this function we recover the Sakurai presentation defined in equation (17):

$$\vec{B} = \vec{\nabla}\chi \times \vec{\nabla}\eta \quad (51)$$

Hence we have shown how χ, η can be constructed for a known \vec{B}, ρ . Notice however, that η is defined in a non unique way since one can redefine η for example by performing the following transformation: $\eta \rightarrow \eta + f(\chi)$ in which $f(\chi)$ is an arbitrary function. The comoving coordinates χ, η serve as labels of the magnetic field lines. Moreover the magnetic flux can be calculated as:

$$\Phi = \int \vec{B} \cdot d\vec{S} = \int d\chi d\eta \quad (52)$$

We will now show how the potentials α, β, ν can be derived.

Let us calculate the vorticity $\vec{\omega}$ of the flow. By taking the curl of equation (27) we obtain:

$$\vec{\omega} \equiv \vec{\nabla} \times \vec{v} = \vec{\nabla}\alpha \times \vec{\nabla}\chi + \vec{\nabla}\beta \times \vec{\nabla}\eta \quad (53)$$

The following identities are derived:

$$\vec{\omega} \cdot \vec{\nabla}\chi = (\vec{\nabla}\beta \times \vec{\nabla}\eta) \cdot \vec{\nabla}\chi = -\vec{\nabla}\beta \cdot \vec{B} \quad (54)$$

$$\vec{\omega} \cdot \vec{\nabla}\eta = (\vec{\nabla}\alpha \times \vec{\nabla}\chi) \cdot \vec{\nabla}\eta = \vec{\nabla}\alpha \cdot \vec{B} \quad (55)$$

Now let us perform integrations along \vec{B} lines starting from an arbitrary point denoted as i to another arbitrary point denoted as r .

$$\beta(r) = - \int_i^r \frac{\vec{\omega} \cdot \vec{\nabla}\chi}{B} dl + \beta(i) \quad (56)$$

$$\alpha(r) = \int_i^r \frac{\vec{\omega} \cdot \vec{\nabla}\eta}{B} dl + \alpha(i). \quad (57)$$

The numbers $\alpha(i), \beta(i)$ can be chosen in an arbitrary way for each magnetic field line. Hence we have derived (in a non-unique way) the values of the α, β functions. Finally we can use equation (27) to derive the function ν for any point s within the flow:

$$\nu(s) = \int_i^s (\vec{v} - \alpha \vec{\nabla}\chi - \beta \vec{\nabla}\eta) \cdot d\vec{r} + \nu(i) \quad (58)$$

in which i is any arbitrary point within the flow, the result will not depend on the trajectory taken in the case that ν is single valued. If ν is not single valued on should introduce a cut which the integration trajectory should not cross.

4.4 Stationary magnetohydrodynamics

Stationary flows are a unique phenomena of Eulerian fluid dynamics which has no counter part in Lagrangian fluid dynamics. The stationary flow is defined by the fact that the physical fields \vec{v}, \vec{B}, ρ do not depend on the temporal coordinate. This however does not imply that the corresponding potentials $\alpha, \beta, \chi, \eta, \nu$ are all functions of spatial coordinates alone. Moreover, it can be shown that choosing the potentials in such a way will lead to erroneous results in the sense that the stationary equations of motion can not be derived from the Lagrangian density $\hat{\mathcal{L}}$ given in equation (37). However, this problem can be amended easily as follows. Let us choose α, β, χ, ν to depend on the spatial coordinates alone. Let us choose η such that:

$$\eta = \bar{\eta} - t \quad (59)$$

in which $\bar{\eta}$ is a function of the spatial coordinates. The Lagrangian density $\hat{\mathcal{L}}$ given in equation (37) will take the form:

$$\hat{\mathcal{L}} = \rho(\beta - \varepsilon(\rho)) - \frac{1}{2}\rho(\vec{\nabla}\nu + \alpha\vec{\nabla}\chi + \beta\vec{\nabla}\bar{\eta})^2 - \frac{1}{8\pi}(\vec{\nabla}\chi \times \vec{\nabla}\bar{\eta})^2 \quad (60)$$

The above functional can be compared with Vladimirov and Moffatt [2] equation 6.12 for incompressible flows in which their I is analogue to our β . Notice however, that while β is not a conserved quantity I is.

Varying the Lagrangian $\hat{L} = \int \hat{\mathcal{L}} d^3x$ with respect to $\nu, \alpha, \beta, \chi, \eta, \rho$ leads to the following equations:

$$\begin{aligned} \vec{\nabla} \cdot (\rho \hat{\vec{v}}) &= 0 \\ \rho \hat{\vec{v}} \cdot \vec{\nabla} \chi &= 0 \\ \rho(\hat{\vec{v}} \cdot \vec{\nabla} \bar{\eta} - 1) &= 0 \\ \hat{\vec{v}} \cdot \vec{\nabla} \alpha &= \frac{\vec{\nabla} \bar{\eta} \cdot \hat{\vec{J}}}{\rho}, \\ \hat{\vec{v}} \cdot \vec{\nabla} \beta &= -\frac{\vec{\nabla} \chi \cdot \hat{\vec{J}}}{\rho} \\ \beta &= \frac{1}{2} \hat{v}^2 + w \end{aligned} \quad (61)$$

Calculations similar to the ones done in previous subsections will show that those equations lead to the stationary magnetohydrodynamic equations:

$$\vec{\nabla} \times (\hat{v} \times \hat{B}) = 0 \quad (62)$$

$$\rho(\hat{v} \cdot \vec{\nabla})\hat{v} = -\vec{\nabla}p(\rho) + \frac{(\vec{\nabla} \times \hat{B}) \times \hat{B}}{4\pi} \quad (63)$$

5 Simplified variational principle of stationary magnetohydrodynamics

In the previous section we have shown that magnetohydrodynamics can be described in terms of six first order differential equations or of an action principle from which those equations can be derived. This formalism was shown to apply to both stationary and non-stationary magnetohydrodynamics. Although for non-stationary magnetohydrodynamics we do not know at present how the number of functions can be further reduced, for stationary magnetohydrodynamics the situation is quite different. In fact we will show that for stationary magnetohydrodynamics three functions will suffice.

Consider equation (47), for a stationary flow it takes the form:

$$\vec{v} \cdot \vec{\nabla}\chi = 0 \quad (64)$$

Hence \vec{v} can take the form:

$$\vec{v} = \frac{\vec{\nabla}\chi \times \vec{K}}{\rho} \quad (65)$$

However, since the velocity field must satisfy the stationary mass conservation equation (3):

$$\vec{\nabla} \cdot (\rho\vec{v}) = 0 \quad (66)$$

We see that \vec{K} must have the form $\vec{K} = \vec{\nabla}N$, where N is an arbitrary function. Thus, \vec{v} takes the form:

$$\vec{v} = \frac{\vec{\nabla}\chi \times \vec{\nabla}N}{\rho} \quad (67)$$

Let us now calculate $\vec{v} \times \vec{B}$ in which \vec{B} is given by Sakurai's presentation equation (25):

$$\begin{aligned} \vec{v} \times \vec{B} &= \left(\frac{\vec{\nabla}\chi \times \vec{\nabla}N}{\rho} \right) \times (\vec{\nabla}\chi \times \vec{\nabla}\eta) \\ &= \frac{1}{\rho} \vec{\nabla}\chi (\vec{\nabla}\chi \times \vec{\nabla}N) \cdot \vec{\nabla}\eta \end{aligned} \quad (68)$$

Since the flow is stationary N can be at most a function of the three comoving coordinates $\chi, \mu, \bar{\eta}$ defined in subsections 4.3 and 4.4, hence:

$$\vec{\nabla}N = \frac{\partial N}{\partial \chi} \vec{\nabla}\chi + \frac{\partial N}{\partial \mu} \vec{\nabla}\mu + \frac{\partial N}{\partial \bar{\eta}} \vec{\nabla}\bar{\eta} \quad (69)$$

Inserting equation (69) into equation (68) will yield:

$$\vec{v} \times \vec{B} = \frac{1}{\rho} \vec{\nabla}\chi \frac{\partial N}{\partial \mu} (\vec{\nabla}\chi \times \vec{\nabla}\mu) \cdot \vec{\nabla}\bar{\eta} \quad (70)$$

Rearranging terms and using Sakurai's presentation equation (25) we can simplify the above equation and obtain:

$$\vec{v} \times \vec{B} = -\frac{1}{\rho} \vec{\nabla}\chi \frac{\partial N}{\partial \mu} (\vec{\nabla}\mu \cdot \vec{B}) \quad (71)$$

However, using equation (44) this will simplify to the form:

$$\vec{v} \times \vec{B} = -\vec{\nabla}\chi \frac{\partial N}{\partial \mu} \quad (72)$$

Now let us consider equation (1); for stationary flows this will take the form:

$$\vec{\nabla} \times (\vec{v} \times \vec{B}) = 0 \quad (73)$$

Inserting equation (71) into equation (62) will lead to the equation:

$$\vec{\nabla} \left(\frac{\partial N}{\partial \mu} \right) \times \vec{\nabla}\chi = 0 \quad (74)$$

However, since N is at most a function of $\chi, \mu, \bar{\eta}$ it follows that $\frac{\partial N}{\partial \mu}$ is some function of χ :

$$\frac{\partial N}{\partial \mu} = -F(\chi) \quad (75)$$

This can be easily integrated to yield:

$$N = -\mu F(\chi) + G(\chi, \bar{\eta}) \quad (76)$$

Inserting this back into equation (67) will yield:

$$\vec{v} = \frac{\vec{\nabla}\chi \times (-F(\chi)\vec{\nabla}\mu + \frac{\partial G}{\partial \bar{\eta}} \vec{\nabla}\bar{\eta})}{\rho} \quad (77)$$

Let us now replace the set of variables $\chi, \bar{\eta}$ with a new set $\chi', \bar{\eta}'$ such that:

$$\chi' = \int F(\chi) d\chi, \quad \bar{\eta}' = \frac{\bar{\eta}}{F(\chi)} \quad (78)$$

This will not have any effect on the Sakurai representation given in equation (25) since:

$$\vec{B} = \vec{\nabla}\chi \times \vec{\nabla}\eta = \vec{\nabla}\chi \times \vec{\nabla}\bar{\eta} = \vec{\nabla}\chi' \times \vec{\nabla}\bar{\eta}' \quad (79)$$

However, the velocity will have a simpler representation and will take the form:

$$\vec{v} = \frac{\vec{\nabla}\chi' \times \vec{\nabla}(-\mu + G'(\chi', \bar{\eta}'))}{\rho} \quad (80)$$

in which $G' = \frac{G}{F}$. At this point one should remember that μ was defined in equation (43) up to an arbitrary constant which can vary between magnetic field lines. Since the lines are labelled by their $\chi', \bar{\eta}'$ values it follows that we can add an arbitrary function of $\chi', \bar{\eta}'$ to μ without effecting its properties. Hence we can define a new μ' such that:

$$\mu' = \mu - G'(\chi', \bar{\eta}') \quad (81)$$

Notice that μ' can be multi-valued; this will be discussed in somewhat more detail in subsection 5.3. Inserting equation (81) into equation (80) will lead to a simplified equation for \vec{v} :

$$\vec{v} = \frac{\vec{\nabla}\mu' \times \vec{\nabla}\chi'}{\rho} \quad (82)$$

In the following the primes on $\chi, \mu, \bar{\eta}$ will be ignored. The above equation is analogues to Vladimirov and Moffatt's [2] equation 7.11 for incompressible flows, in which our μ and χ play the part of their A and Ψ . It is obvious that \vec{v} satisfies the following set of equations:

$$\vec{v} \cdot \vec{\nabla}\mu = 0, \quad \vec{v} \cdot \vec{\nabla}\chi = 0, \quad \vec{v} \cdot \vec{\nabla}\bar{\eta} = 1 \quad (83)$$

to derive the right hand equation we have used both equation (44) and equation (25). Hence μ, χ are both comoving and stationary. As for $\bar{\eta}$ it satisfies the same equation as η defined in equation (59) as can be seen from equation (61). It can be easily seen that if:

$$basis = (\vec{\nabla}\chi, \vec{\nabla}\bar{\eta}, \vec{\nabla}\mu) \quad (84)$$

is a local vector basis at any point in space than there exists a dual basis:

$$dual\ basis = \frac{1}{\rho}(\vec{\nabla}\bar{\eta} \times \vec{\nabla}\mu, \vec{\nabla}\mu \times \vec{\nabla}\chi, \vec{\nabla}\chi \times \vec{\nabla}\bar{\eta}) = \left(\frac{\vec{\nabla}\bar{\eta} \times \vec{\nabla}\mu}{\rho}, \vec{v}, \frac{\vec{B}}{\rho}\right) \quad (85)$$

Such that:

$$basis_i \cdot dual\ basis_j = \delta_{ij}, \quad i, j \in [1, 2, 3] \quad (86)$$

in which δ_{ij} is Kronecker's delta. Hence while the surfaces $\chi, \mu, \bar{\eta}$ generate a local vector basis for space, the physical fields of interest \vec{v}, \vec{B} are part of the dual basis. By vector multiplying \vec{v} and \vec{B} and using equations (82,25) we obtain:

$$\vec{v} \times \vec{B} = \vec{\nabla}\chi \quad (87)$$

this means that both \vec{v} and \vec{B} lie on χ surfaces and provide a vector basis for this two dimensional surface. The above equation can be compared with Vladimirov and Moffatt [2] equation 5.6 for incompressible flows in which their J is analogue to our χ .

5.1 The action principle

In the previous subsection we have shown that if the velocity field \vec{v} is given by equation (82) and the magnetic field \vec{B} is given by the Sakurai representation equation (25) than equations (1,2,3) are satisfied automatically for stationary flows. To complete the set of equations we will show how the Euler equations (4) can be derived from the action given in equation (6) in which both \vec{v} and \vec{B} are given by equation (82) and equation (25) respectively and the density ρ is given by equation (44):

$$\rho = \vec{\nabla}\mu \cdot \vec{B} = \vec{\nabla}\mu \cdot (\vec{\nabla}\chi \times \vec{\nabla}\eta) = \frac{\partial(\chi, \eta, \mu)}{\partial(x, y, z)} \quad (88)$$

In this case the Lagrangian density of equation (6) will take the form:

$$\mathcal{L} = \rho \left(\frac{1}{2} \left(\frac{\vec{\nabla}\mu \times \vec{\nabla}\chi}{\rho} \right)^2 - \varepsilon(\rho) \right) - \frac{(\vec{\nabla}\chi \times \vec{\nabla}\eta)^2}{8\pi} \quad (89)$$

and can be seen explicitly to depend on only three functions. Let us make arbitrary small variations $\delta\alpha_i = (\delta\chi, \delta\eta, \delta\mu)$ of the functions $\alpha_i = (\chi, \eta, \mu)$. Let us define the vector:

$$\vec{\xi} \equiv -\frac{\partial\vec{r}}{\partial\alpha_i} \delta\alpha_i \quad (90)$$

This will lead to the equation:

$$\delta\alpha_i = -\vec{\nabla}\alpha_i \cdot \vec{\xi} \quad (91)$$

And by virtue of equation (10) we have:

$$\Delta\alpha_i = \delta\alpha_i + (\vec{\xi} \cdot \vec{\nabla})\alpha_i = 0 \quad (92)$$

as one should expect since α_i are comoving with the flow. Making a variation of ρ given in equation (88) with respect to α_i will yield equation (8). Furthermore, taking the variation of \vec{B} given by Sakurai's representation (25) with respect to α_i will yield equation (9). It remains to calculate $\delta\vec{v}$ by varying equation (82) this will yield:

$$\delta\vec{v} = -\frac{\delta\rho}{\rho}\vec{v} + \frac{1}{\rho}\vec{\nabla} \times (\rho\vec{\xi} \times \vec{v}) \quad (93)$$

Inserting equations (8,9,93) into equation (7) will yield:

$$\begin{aligned} \delta\mathcal{L} &= \vec{v} \cdot \vec{\nabla} \times (\rho\vec{\xi} \times \vec{v}) - \frac{\vec{B} \cdot \vec{\nabla} \times (\vec{\xi} \times \vec{B})}{4\pi} - \delta\rho\left(\frac{1}{2}\vec{v}^2 + w\right) \\ &= \vec{v} \cdot \vec{\nabla} \times (\rho\vec{\xi} \times \vec{v}) - \frac{\vec{B} \cdot \vec{\nabla} \times (\vec{\xi} \times \vec{B})}{4\pi} + \vec{\nabla} \cdot (\rho\vec{\xi})\left(\frac{1}{2}\vec{v}^2 + w\right) \end{aligned} \quad (94)$$

Using the well known vector identity:

$$\vec{A} \cdot \vec{\nabla} \times (\vec{C} \times \vec{A}) = \vec{\nabla} \cdot ((\vec{C} \times \vec{A}) \times \vec{A}) + (\vec{C} \times \vec{A}) \cdot \vec{\nabla} \times \vec{A} \quad (95)$$

and the theorem of Gauss we can write now equation (7) in the form:

$$\begin{aligned} \delta A &= \int dt \left\{ \oint d\vec{S} \cdot [\rho(\vec{\xi} \times \vec{v}) \times \vec{v} - \frac{(\vec{\xi} \times \vec{B}) \times \vec{B}}{4\pi} + \left(\frac{1}{2}\vec{v}^2 + w\right)\rho\vec{\xi}] \right. \\ &\quad \left. + \int d^3x \vec{\xi} \cdot [\rho\vec{v} \times \vec{\omega} + \vec{J} \times \vec{B} - \rho\vec{\nabla}\left(\frac{1}{2}\vec{v}^2 + w\right)] \right\} \end{aligned} \quad (96)$$

The time integration is of course redundant in the above expression. Also notice that we have used the current definition equation (5) and the vorticity definition equation (53). Suppose now that $\delta A = 0$ for a $\vec{\xi}$ such that the boundary term in the above equation is null but that $\vec{\xi}$ is otherwise arbitrary, then it entails the equation:

$$\rho\vec{v} \times \vec{\omega} + \vec{J} \times \vec{B} - \rho\vec{\nabla}\left(\frac{1}{2}\vec{v}^2 + w\right) = 0 \quad (97)$$

Using the well known vector identity:

$$\frac{1}{2}\vec{\nabla}(\vec{v}^2) = (\vec{v} \cdot \vec{\nabla})\vec{v} + \vec{v} \times (\vec{\nabla} \times \vec{v}) \quad (98)$$

and rearranging terms we recover the stationary Euler equation:

$$\rho(\vec{v} \cdot \vec{\nabla})\vec{v} = -\vec{\nabla}p + \vec{J} \times \vec{B} \quad (99)$$

5.2 The case of an axial symmetric magnetic field

Consider an axial symmetric magnetic field such that the magnetic field is dependent only on the coordinate R which is the distance from the axis of symmetry and the coordinate z which is the distance along the axis of symmetry from an arbitrary origin on the axis. Thus:

$$\vec{B} = \vec{B}(R, z) \quad (100)$$

Any axi-symmetric magnetic field satisfying equation (2) can be represented in the form:

$$\vec{B} = \vec{\nabla}P \times \vec{\nabla}\left(\frac{\phi}{2\pi}\right) + 2\pi RB_\phi \vec{\nabla}\left(\frac{\phi}{2\pi}\right) \quad (101)$$

In which ϕ is the azimuthal angle defined in the conventional way and B_ϕ is the component of \vec{B} in the ϕ direction. The function $P = P(R, z)$ is the flux through a circle of radius R in the z plane:

$$P(R, z) = \int_{(R,z)} \vec{B} \cdot d\vec{S} = 2\pi \int_0^R B_z(R', z) R' dR' \quad (102)$$

For finite field configurations P will have a maximum $P_m = P(R_m, z_m)$ at some R_m, z_m . This circle $R = R_m$ will form a line toroid with the other constant P surfaces nearby forming a nested set. There can be several such local maxima with local nested toroids in a general configuration but the simpler case has just one.

Let us study the relations between the functions P, B_ϕ and the functions χ, η given in equation (17). Assuming that the density ρ is axial symmetric one can see the magnetic load defined in equation (40) is also axial symmetric and that the surfaces of constant load are surfaces of revolution around the axis of symmetry. From equation (46) we deduce that $\chi = \chi(R, z)$. Expressing equation (17) in terms of the coordinates R, ϕ, z results in:

$$\vec{B} = \left(-\frac{1}{R}\partial_z\chi\partial_\phi\eta\right)\hat{R} + (\partial_z\chi\partial_R\eta - \partial_R\chi\partial_z\eta)\hat{\phi} + \left(\frac{1}{R}\partial_R\chi\partial_\phi\eta\right)\hat{z} \quad (103)$$

In which ∂_y is a short hand notation for $\frac{\partial}{\partial y}$ and \hat{y} is a unit vector perpendicular to the constant y surface. Comparing equation (103) with equation (101) we arrive with the set of equations:

$$\partial_z P = \partial_z\chi\partial_\phi(2\pi\eta), \quad \partial_R P = \partial_R\chi\partial_\phi(2\pi\eta) \quad (104)$$

From which we derive the equation:

$$\partial_z P \partial_R \chi - \partial_R P \partial_z \chi = 0 \Rightarrow \vec{\nabla}P \times \vec{\nabla}\chi = 0 \quad (105)$$

Hence:

$$P = F(\chi) \quad (106)$$

where F is an arbitrary function. We deduce that P is just another type of labelling of the load surfaces. Thus equation (104) will lead to:

$$\partial_\phi(2\pi\eta) = \frac{dP}{d\chi} \Rightarrow \eta = \frac{\phi}{2\pi} \frac{dP}{d\chi} + \tilde{\eta}(R, z) \quad (107)$$

This should be compared with the result of Young et al. [5, equation 5.1]. Substituting the above result in equation (103) will lead to the equation:

$$B_\phi \hat{\phi} = (\partial_z \chi \partial_R \tilde{\eta} - \partial_R \chi \partial_z \tilde{\eta}) \hat{\phi} = \vec{\nabla} \chi \times \vec{\nabla} \tilde{\eta} \quad (108)$$

This can also be written as:

$$B_\phi = \hat{\phi} \cdot (\vec{\nabla} \chi \times \vec{\nabla} \tilde{\eta}) = (\hat{\phi} \times \vec{\nabla} \chi) \cdot \vec{\nabla} \tilde{\eta} \quad (109)$$

Hence B_ϕ is proportional to the gradient of $\tilde{\eta}$ along the $\hat{\phi} \times \vec{\nabla} \chi$ direction. Since $\hat{\phi} \times \vec{\nabla} \chi$ is known we can integrate along this vector to obtain a non-unique solution for $\tilde{\eta}$:

$$\tilde{\eta} = \int \frac{B_\phi}{|\hat{\phi} \times \vec{\nabla} \chi|} dl \quad (110)$$

in which dl is a line element along the $\hat{\phi} \times \vec{\nabla} \chi$ line.

5.3 The case of a magnetic field on a toroid

Our previous definitions of the surfaces of constant load given in equation (40) is ambiguous when the field lines are "surface filling" eg on a toroid and give no result when the field lines are "volume filling". At equilibrium \vec{B} and \vec{v} lie in surfaces (there is an exception when \vec{B} and \vec{v} are parallel and fill volumes). Our former considerations apply unchanged if these surfaces have the topology of cylinders but they need generalization when the surfaces have the topology of toroids nested on a line. We consider a surface Σ spanning that line toroid. Each toroid T will meet Σ in a loop. Consider the magnetic flux $\Phi(T)$ through that part of Σ within the loop and the mass enclosed by the toroid $m(T)$. The the mass outside the toroid is $\tilde{m}(T) = M - m(T)$. Now express \tilde{m} as a function $\tilde{m}(\Phi)$ of the magnetic flux Φ , then a definition of magnetic load analogous to that for "cylinders" parallel to the axis is:

$$\lambda = \frac{d\tilde{m}}{d\Phi} \quad (111)$$

However, there are now two loads corresponding to the two fluxes associated with a given toroid. The other load is obtained by taking a cut across the "short" circle section of the torus say of constant ϕ . The magnetic flux Φ^* through such a cross section may be expressed as a function of the total mass $m(T)$ within the toroid and

$$\lambda^* = \frac{dm}{d\Phi^*} \quad (112)$$

is a second different load. Of course it is also permissible to reexpress the flux Φ^* as a function of the flux Φ then we find:

$$\lambda^* = \frac{dm}{d\Phi^*} = \frac{\frac{dm}{d\Phi}}{\frac{d\Phi^*}{d\Phi}} = -\frac{\lambda}{\frac{d\Phi^*}{d\Phi}} \quad (113)$$

The surfaces of constant λ are of course the toroids T which also have λ^* constant.

A similar problem may arise with the definition of the magnetic metage defined in equation (43). We may wish to define this quantity using the magnetic field \vec{B} and velocity field \vec{v} . Since those vectors provide a vector basis on the load surface, they can be combined in such a way say: $\vec{B} + \gamma(\chi)\vec{v}$ to create a vector which is directed along the large loop of the toroid. (A different γ will leave only twists around the short way.) This combination represents an unwinding of the field lines so that they no longer twist around the short (long) way. Those loops can be thought as composing the surface Σ . Another surface Σ' also composed of such untwisted loops can be so chosen that the mass between Σ and Σ' and between loads λ and $\lambda + d\lambda$ is some fixed fraction of $\frac{dm}{d\lambda}d\lambda$. Such Σ' form suitable constant metage surfaces μ corresponding to partial loads λ . Notice that $2\pi\mu$ then describes the angle from Σ turned around the toroid by the short way to reach any chosen point. Similar use of the other load λ^* allows us to define another generalized angle μ^* measured around the long way. A somewhat less physical approach is given below.

Let us consider a toroid of constant magnetic load. Dungey [10, p. 31] has considered the case in which magnetic field lines lie on a torus. He has shown that one of the functions (ie η) involved in the representation (17) should be non-single valued and therefore a cut should be introduced.

In order to obtain a simple looking cuts we will replace the previous set of functions μ, η with a new set ϕ^*, η^* , which will be defined as follows:

$$\phi^* \equiv \frac{\mu + G(\chi)\eta}{\Omega(\chi)}$$

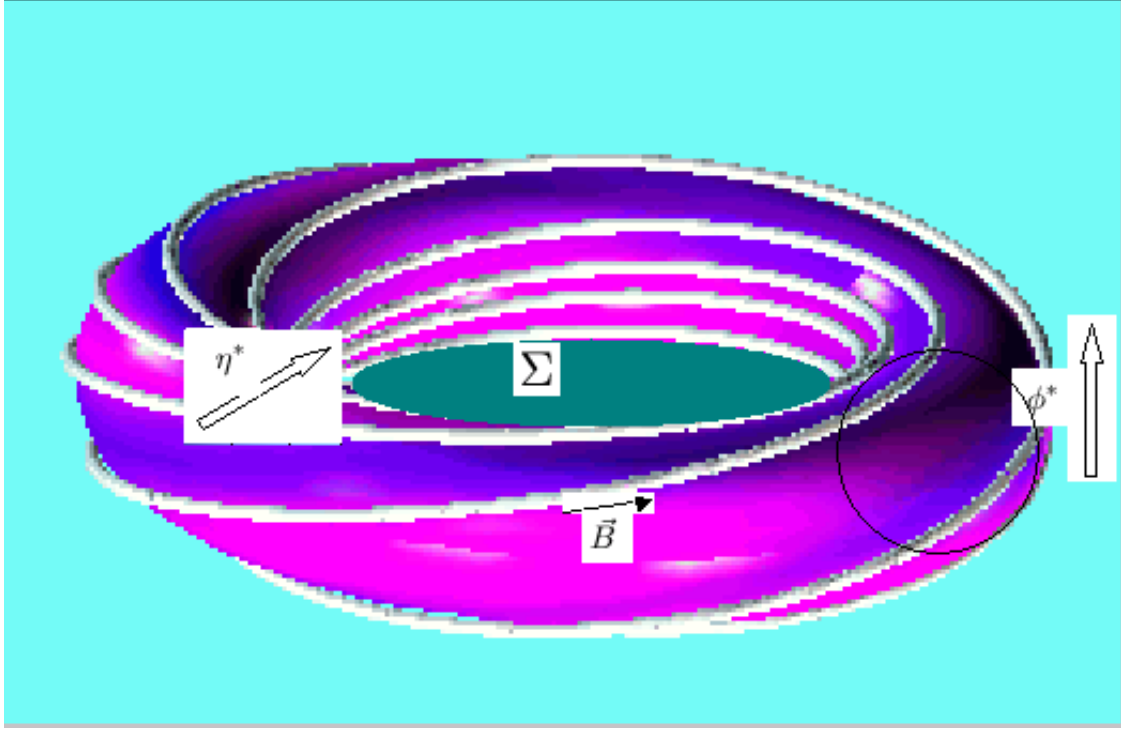


Figure 3: A torus of magnetic field lines

$$\eta^* \equiv \frac{\eta - \phi^*}{f(\chi)} \quad (114)$$

G, Ω, f are arbitrary functions of χ . Therefore μ and η can be given in terms of ϕ^*, η^* as:

$$\begin{aligned} \eta &= \phi^* + f(\chi)\eta^* \\ \mu &= -G(\chi)\eta + \Omega(\chi)\phi^* \end{aligned} \quad (115)$$

η^* can be considered as an angle varying over the small circle of the torus, while ϕ^* can be considered as an angle varying over the large circle of the torus as in figure (3). On the torus of constant magnetic load the ϕ^*, η^* functions have a simple "cut" structure. The above equation can also serve as a "definition" of μ . Inserting equations (115) into equation (17) and equation (82) will result in the following set of equations:

$$\begin{aligned} \vec{B} &= \vec{\nabla}\chi \times \vec{\nabla}\phi^* + f(\chi)\vec{\nabla}\chi \times \vec{\nabla}\eta^* \\ \vec{v} &= G(\chi)\frac{\vec{B}}{\rho} + \Omega(\chi)\frac{\vec{\nabla}\phi^* \times \vec{\nabla}\chi}{\rho} \end{aligned} \quad (116)$$

Hence \vec{B} is partitioned into two vectors circulating along the small and large circles of the torus. While \vec{v} has two vector components one along the magnetic field \vec{B} and another along the small circle.

6 Conclusion

In this paper we have reviewed variational principles for magnetohydrodynamics given by previous authors both in Lagrangian and Eulerian form. Furthermore, we introduced our own Eulerian variational principles from which all the relevant equations of magnetohydrodynamics can be derived and which are in some sense simpler than those considered earlier. The variational principle was given in terms of six independent functions for non-stationary flows and three independent functions for stationary flows. This is less than the seven variables which appear in the standard equations of magnetohydrodynamics which are the magnetic field \vec{B} the velocity field \vec{v} and the density ρ .

The problem of stability analysis and the description of numerical schemes using the described variational principles exceed the scope of this paper. We suspect that for achieving this we will need to add additional constants of motion constraints to the action as was done by [14, 15] see also [16], hopefully this will be discussed in a future paper.

Acknowledgement

The authors would like to thank Prof. H. K. Moffatt for a useful discussion.

References

- [1] P. A. Sturrock, *Plasma Physics* (Cambridge University Press, Cambridge, 1994)
- [2] V. A. Vladimirov and H. K. Moffatt, *J. Fluid. Mech.* **283** 125-139 (1995)
- [3] A. V. Kats, Los Alamos Archives physics-0212023 (2002)
- [4] T. Sakurai, *Pub. Ast. Soc. Japan* **31** 209 (1979)
- [5] W. H. Yang, P. A. Sturrock and S. Antiochos, *Ap. J.*, **309** 383 (1986)
- [6] A. Yahalom, "Method and System for Numerical Simulation of Fluid Flow", US patent 6,516,292 (2003).
- [7] A. Yahalom, & G. A. Pinhasi, "Simulating Fluid Dynamics using a Variational Principle", proceedings of the AIAA Conference, Reno, USA (2003).

- [8] A. Yahalom, G. A. Pinhasi and M. Kopylenko, "A Numerical Model Based on Variational Principle for Airfoil and Wing Aerodynamics", proceedings of the AIAA Conference, Reno, USA (2005).
- [9] D. Ophir, A. Yahalom, G. A. Pinhasi and M. Kopylenko "A Combined Variational & Multi-grid Approach for Fluid Simulation" Proceedings of International Conference on Adaptive Modelling and Simulation (ADMOS 2005), pages 295-304, Barcelona, Spain (8-10 September 2005).
- [10] J. W. Dungey, *Cosmic Electrodynamics* (Cambridge University Press, Cambridge, 1958)
- [11] R. L. Seliger & G. B. Whitham, *Proc. Roy. Soc. London*, **A305**, 1 (1968)
- [12] J. Katz, S. Inagaki, and A. Yahalom, "Energy Principles for Self-Gravitating Barotropic Flows: I. General Theory", *Pub. Astro. Soc. Japan* 45, 421-430 (1993).
- [13] D. Lynden-Bell and J. Katz "Isocirculational Flows and their Lagrangian and Energy principles", *Proceedings of the Royal Society of London. Series A, Mathematical and Physical Sciences*, Vol. 378, No. 1773, 179-205 (Oct. 8, 1981). **3**, 421.
- [14] V. I. Arnold, *Appl. Math. Mech.* **29**, 5, 154-163.
- [15] V. I. Arnold, *Dokl. Acad. Nauk SSSR* **162** no. 5.
- [16] Yahalom A., Katz J. & Inagaki K. 1994, *Mon. Not. R. Astron. Soc.* **268** 506-516.