

International Journal of Theoretical and Applied Finance
 © World Scientific Publishing Company

**THE EXPONENT EXPANSION: AN EFFECTIVE
 APPROXIMATION OF TRANSITION PROBABILITIES OF
 DIFFUSION PROCESSES AND PRICING KERNELS OF
 FINANCIAL DERIVATIVES**

LUCA CAPRIOTTI

*Global Modelling and Analytics Group, Credit Suisse
 One Cabot Square, London, E14 4QJ, United Kingdom
 luca.capriotti@credit-suisse.com*

Received (19 September 2005)

Revised (18 January 2006)

A computational technique borrowed from the physical sciences is introduced to obtain accurate closed-form approximations for the transition probability of arbitrary diffusion processes. Within the path integral framework the same technique allows one to obtain remarkably good approximations of the pricing kernels of financial derivatives. Several examples are presented, and the application of these results to increase the efficiency of numerical approaches to derivative pricing is discussed.

Keywords: computational Finance; stochastic processes; derivative pricing; path integral Monte Carlo.

1. Introduction

Continuous-time diffusion processes are at the basis of much of the modeling work performed every day in Finance and Economics. Indeed, since Bachelier's pioneering work on the application of probability theory to the dynamics of stock prices [1], many economic variables subject to unpredictable fluctuations, have been modeled by stochastic differential equations of the form

$$dY_t = \mu_y(Y_t)dt + \sigma_y(Y_t)dW_t . \quad (1.1)$$

Here $\mu_y(y)$ is the drift, describing a deterministic trend, and $\sigma_y(y) \geq 0$ is the volatility function, describing the level of randomness introduced by the Wiener process (i.e., white noise), dW_t . The main reason for the popularity of this class of models is probably that in continuous time one can perform analytic calculations using the instruments of stochastic calculus, and the powerful framework of partial differential equations. In particular, for the few cases for which the process (1.1) is exactly solvable, one can derive closed-form solutions for the associated transition probability. The latter contains all the statistical properties of the financial quantity modeled by the diffusion, and can be exploited in a variety of ways, including

2 *Luca Capriotti*

the derivation of no-arbitrage prices for financial derivatives in complete markets. The milestone results derived by Black, Scholes and Merton [2], Cox, Ingersoll and Ross [3], or Vasicek [4], are among the most significant examples of the amount of progress in Economics that has been done using integrable continuous-time diffusion processes.

Nonetheless, an accurate description of the market observables requires in general more sophisticated models than those for which an analytic solution is available. These are usually tackled by means of numerical schemes ultimately relying on a discretization of the diffusion, obtained by replacing the infinitesimal time dt with a finite time step, Δt . The approximate results obtained in this way become exact only approaching the limit $\Delta t \rightarrow 0$, and this can be done with some computational effort.

In this paper, we utilize the *exponent expansion* – a technique introduced in chemical physics by Makri and Miller [5] – to derive a short-time approximation of the transition probability of the diffusion process (1.1). The aim is to obtain an analytic approximation which is as accurate as possible for a time step Δt as large as possible. On one hand, this allows one to derive approximations of financial quantities that are very accurate even for sizable values of the time step. On the other, it allows a reduction of the computational burden of numerical schemes as the limit $\Delta t \rightarrow 0$ can be achieved with larger time steps, i.e., with less calculations.

The possibility to use Makri and Miller’s technique to derive approximations of the transition probability was originally hinted by Bennati *et al.* in Ref. [6]. Here we explore this possibility, giving derivations for a generic diffusion process with state-dependent drift and volatility, and we study the reliability of the exponent expansion by applying it to several diffusion processes of financial interest.

Through the exponent expansion, the transition probability is obtained as a power series in Δt which becomes asymptotically exact if an increasing number of terms is included, and provides remarkably accurate results even truncating it to the first few (say, $n = 3$) terms. Two derivations are offered, the first by means of Kolmogorov’s forward equation [7] (Sec. 2), and the second introducing a slightly different formalism (Sec. 2.1). The latter, once the problem is formulated in terms of Feynman’s path integrals [8], allows the generalization of the exponent expansion to the calculation of the pricing kernel of financial derivatives whose underlying follows the considered diffusion. This allows in turn the derivation of simple approximations for the price of such contingent claims (Sec. 3). In Sections 2.2 and 3.1.2, we illustrate the exponent expansion through the application to the Vasicek, the Cox-Ingersoll-Ross, and the Constant Elasticity of Variance models, and in Section 4 we discuss its application to Monte Carlo calculations within the path integral framework [9,10,11, 12]. Finally, we draw our conclusions and we discuss further possible developments in Section 5.

2. Exponent expansion and transition probabilities of diffusion processes

In this Section, we derive the exponent expansion for the transition probability, $\rho_y(y, \Delta t | y_0)$, giving the likelihood that the random walker following the process (1.1) ends up in the position y at time $t = \Delta t$, given that it was in y_0 at time $t = 0$. Although the derivation can be generalized to the case where drift and volatility have an explicit time dependence, here for simplicity we will restrict the discussion to the time homogeneous case. In order to make the derivation easier, it is convenient to transform the original process in an auxiliary one, say X_t , with constant volatility σ_x . Following Ait-Sahalia [13], this can be achieved in general through the following integral transformations

$$X_t = \gamma(Y_t) \equiv \pm \sigma_x \int^{Y_t} \frac{dz}{\sigma_y(z)}, \quad (2.1)$$

where the choice of the sign is just a matter of convenience depending on the specific problem considered. The latter relation defines a one to one mapping between the x and y processes as the condition $\sigma_y(z) \geq 0$ ensures that the function $x = \gamma(y)$ defined by (2.1) is monotonic, and therefore invertible.^a A straightforward application of Ito's Lemma [7] allows one to write the diffusion process followed by X_t as

$$dX_t = \mu_x(X_t)dt + \sigma_x dW_t, \quad (2.2)$$

with

$$\mu_x(x) = \sigma_x \left[\mp \frac{\mu_y(\gamma^{-1}(x))}{\sigma_y(\gamma^{-1}(x))} - \frac{1}{2} \frac{\partial \sigma_y}{\partial y}(\gamma^{-1}(x)) \right], \quad (2.3)$$

where $y = \gamma^{-1}(x)$ is the inverse of the transformation (2.1). Finally, the transition probability for the x and y processes are simply related by the Jacobian associated with (2.1) giving

$$\rho_y(y, \Delta t | y_0) = \sigma_x \frac{\rho_x(\gamma(y), \Delta t | x_0)}{\sigma_y(y)}. \quad (2.4)$$

In order to find an expression for the transition probability associated with Eq. (2.2) which is accurate for a time Δt as long as possible, we make the following *ansatz*:

$$\rho_x(x, \Delta t | x_0) = \frac{1}{\sqrt{2\pi\sigma_x^2\Delta t}} \exp \left[-\frac{(x-x_0)^2}{2\sigma_x^2\Delta t} - W(x, x_0, \Delta t) \right]. \quad (2.5)$$

Such transition probability must satisfy the Kolmogorov forward (or Fokker-Planck) equation [7]:

$$\partial_t \rho(x, \Delta t | x_0) = \left[-\partial_x \mu_x(x) + \frac{1}{2} \sigma_x^2 \partial_x^2 \right] \rho(x, \Delta t | x_0). \quad (2.6)$$

^aFor a discussion of the regularity conditions on the drift and volatility functions see e.g., Ref. [13].

4 *Luca Capriotti*

This implies in turn that the function $W(x, x_0, t)$ follows the equation:

$$\partial_t W = -\mu_x \partial_x W + \frac{1}{2} \sigma_x^2 \partial_x^2 W - \frac{1}{2} \sigma_x^2 (\partial_x W)^2 + \partial_x \mu_x - \frac{x - x_0}{\Delta t} \left(\partial_x W + \frac{\mu_x}{\sigma_x^2} \right). \quad (2.7)$$

Expanding the function $W(x, x_0, t)$ in powers of Δt ,

$$W(x, x_0, \Delta t) = \sum_{n=0}^{\infty} W_n(x, x_0) \Delta t^n, \quad (2.8)$$

substituting it in Eq. (2.7), and equating equal powers of Δt leads in a straightforward way to a decoupled equation for the order zero in Δt giving

$$W_0(x, x_0) = -\frac{1}{\sigma_x^2} \int_{x_0}^x dz \mu_x(z), \quad (2.9)$$

and to the following set of recursive differential equations:

$$\begin{aligned} (n+1)W_{n+1} &= -(x-x_0)\partial_x W_{n+1} + \left[\frac{1}{2} \sigma_x^2 \partial_x^2 - \mu_x \partial_x \right] W_n \\ &\quad - \frac{1}{2} \sigma_x^2 \sum_{m=0}^{m=n} \partial_x W_m \partial_x W_{n-m} + \delta_{n,0} \partial_x \mu_x. \end{aligned} \quad (2.10)$$

In particular, for $n = 0, 1, 2$ Eqs. (2.10) read:

$$W_1(x, x_0) = -(x-x_0)\partial_x W_1(x, x_0) + \left[\frac{1}{2\sigma_x^2} \mu_x(x)^2 + \frac{1}{2} \partial_x \mu_x(x) \right], \quad (2.11)$$

$$2W_2(x, x_0) = -(x-x_0)\partial_x W_2(x, x_0) + \frac{1}{2} \sigma_x^2 \partial_x^2 W_1(x, x_0), \quad (2.12)$$

$$\begin{aligned} 3W_3(x, x_0) &= -(x-x_0)\partial_x W_3(x, x_0) + \frac{1}{2} \sigma_x^2 \partial_x^2 W_2(x, x_0), \\ &\quad - \frac{1}{2} \sigma_x^2 (\partial_x W_1(x, x_0))^2. \end{aligned} \quad (2.13)$$

The differential equations above (2.10) are all first order, linear and inhomogeneous of the form

$$nW_n(x, x_0) = -(x-x_0)\partial_x W_n(x, x_0) + \Lambda_{n-1}(x, x_0), \quad (2.14)$$

where $\Lambda_{n-1}(x, x_0)$ is a function that is completely determined by the first $n-1$ relations. It can be readily verified by substitution and integration by parts that the solution of (2.14) reads

$$W_n(x, x_0) = \int_0^1 d\xi \xi^{n-1} \Lambda_{n-1}(x_0 + (x-x_0)\xi, x_0). \quad (2.15)$$

This, for $n = 1, 2, 3$, after some manipulations, gives:

$$W_1(x, x_0) = \frac{1}{\Delta x} \int_{x_0}^x dz V_{\text{eff}}(z) , \quad (2.16)$$

$$W_2(x, x_0) = \frac{\sigma_x^2}{2\Delta x^2} [V_{\text{eff}}(x) + V_{\text{eff}}(x_0) - 2W_1(x, x_0)] , \quad (2.17)$$

$$W_3(x, x_0) = -\frac{\sigma_x^2}{2\Delta x^4} \left[\Delta x \int_{x_0}^x dz V_{\text{eff}}(z)^2 - \left(\int_{x_0}^x dz V_{\text{eff}}(z) \right)^2 \right] \\ - \frac{3\sigma_x^2}{\Delta x^2} W_2(x, x_0) + \frac{\sigma_x^4}{4\Delta x^3} [\partial_x V_{\text{eff}}(x) - \partial_x V_{\text{eff}}(x_0)] , \quad (2.18)$$

where $\Delta x = x - x_0$, and, for reasons that will be clearer in the next Section, we have also introduced the ‘*effective potential*’ as the following quantity with dimension time^{-1} :

$$V_{\text{eff}}(x) = \frac{1}{2\sigma_x^2} \mu_x(x)^2 + \frac{1}{2} \partial_x \mu_x(x) . \quad (2.19)$$

At this time, we just note that the first order correction can be rewritten as

$$W_1(x, x_0) = \frac{1}{\Delta t} \int_0^{\Delta t} dt V_{\text{eff}}(x_0 + t\Delta x/\Delta t) , \quad (2.20)$$

leading to the interpretation of this term as a time-average of the effective potential over the straight line, constant velocity ($\Delta x/\Delta t$) trajectory between x_0 and x . Similarly, the leading term in $W_3(x, x_0)$ (i.e., the one proportional to the lowest power of the volatility) is proportional to the variance of the effective potential over the same trajectory. Finally, we observe that the corrections $W_n(x, x_0)$ are well defined in the limit $\Delta x \rightarrow 0$. In particular, for $n = 1, 2, 3$ it is not difficult to show that

$$\lim_{x \rightarrow x_0} W_1(x, x_0) = V_{\text{eff}}(x_0) , \quad (2.21)$$

$$\lim_{x \rightarrow x_0} W_2(x, x_0) = \frac{\sigma_x^2}{12} \partial_x^2 V_{\text{eff}}(x) , \quad (2.22)$$

$$\lim_{x \rightarrow x_0} W_3(x, x_0) = -\frac{\sigma_x^2}{24} (\partial_x V_{\text{eff}}(x))^2 + \frac{\sigma_x^4}{240} \partial_x^4 V_{\text{eff}}(x) . \quad (2.23)$$

The form of the trial transition probability represents the main difference of the present approach to the one proposed in Ref. [13], which is otherwise very similar in spirit. In fact, the latter expands in powers of Δt the exponential $\exp[-W(x, x_0, \Delta t)]$ rather than just the exponent, as we do here, instead. As it will be shown explicitly in the following, the present choice gives rise to a distinct approximation scheme for $n > 0$ providing generally a similar level of accuracy but remarkably simpler mathematical expressions. This is because, by keeping the exponential form of the ansatz, one formulates a guess which is closer to the exact one. The latter, can be expected to have an exponential form in order to satisfy the Chapman-Kolmogorov property of Markov processes [7]. In addition, the exponential choice of the ansatz automatically enforces the positive definiteness of the

6 *Luca Capriotti*

transition density which is not granted in the approach of Ref. [13]. In fact, as it will be shown explicitly in Sec. 2.2, in the limit of very small volatility ($\sigma_x \rightarrow 0$), when the effect of the noise disappears and transition density converges to a Dirac's δ distribution, the expansion of Ref. [13] breaks down as the transition probability becomes negative. On the contrary, the exponent expansion remains well defined and accurate also in this limit. Indeed, the first terms of the expansion in Δt can be also derived through a small volatility expansion of the transition density, as it will be discussed in Sec. 3.1.

Similarly to the expansion developed in Ref. [13] the exponent expansion has in general a finite convergence radius which is a decreasing function of the volatility. As it will be shown in the following, for the values of volatilities and Δt relevant for financial applications the exponent expansion turns out to be very accurate even when truncated to the first few terms.

2.1. *Alternative derivation*

The term $W_0(x, x_0)$ in the exponent expansion is somewhat different from the higher order terms. In fact, it is defined by Eq. (2.9) which is decoupled from the recursive system (2.10). Indeed, it is possible to obtain the same result for the exponent expansion by expressing the transition density as

$$\rho_x(x, \Delta t|x_0) = e^{-W_0(x, x_0)} \Phi_{\rho_x}(x, \Delta t|x_0) , \quad (2.24)$$

and looking for an approximate expansion of the form (2.5) for $\Phi_{\rho_x}(x, \Delta t|x_0)$. It is easy to show by direct substitution in the forward Kolmogorov equation (2.6) that $\Phi_{\rho_x}(x, \Delta t|x_0)$ is the solution of

$$\mathcal{H}_x \Phi_{\rho_x}(x, \Delta t|x_0) = -\partial_t \Phi_{\rho_x}(x, \Delta t|x_0) , \quad (2.25)$$

where \mathcal{H}_x is the ‘‘Hamiltonian’’ differential operator

$$\mathcal{H}_x = -\frac{\sigma_x^2}{2} \partial_x^2 + V_{\text{eff}}(x) , \quad (2.26)$$

and $V_{\text{eff}}(x)$ is the effective potential of Eq. (2.19). As a result one can equivalently derive the exponent expansion by substituting in Eq. (2.25) the following trial function

$$\Phi_{\rho_x}(x, \Delta t|x_0) = \frac{1}{\sqrt{2\pi\sigma_x^2\Delta t}} \exp \left[-\frac{(x-x_0)^2}{2\sigma_x^2\Delta t} - \sum_{n=1}^{\infty} W_n(x, x_0)\Delta t^n \right] , \quad (2.27)$$

which does not contain the term $W_0(x, x_0)$. This observation will be used in Section 3 to generalize the exponent expansion to the pricing kernel of financial derivatives.

2.2. *Applications*

The application of the exponent expansion to a generic diffusion process of the form (1.1) is rather straightforward and reduces to the calculation of one dimensional

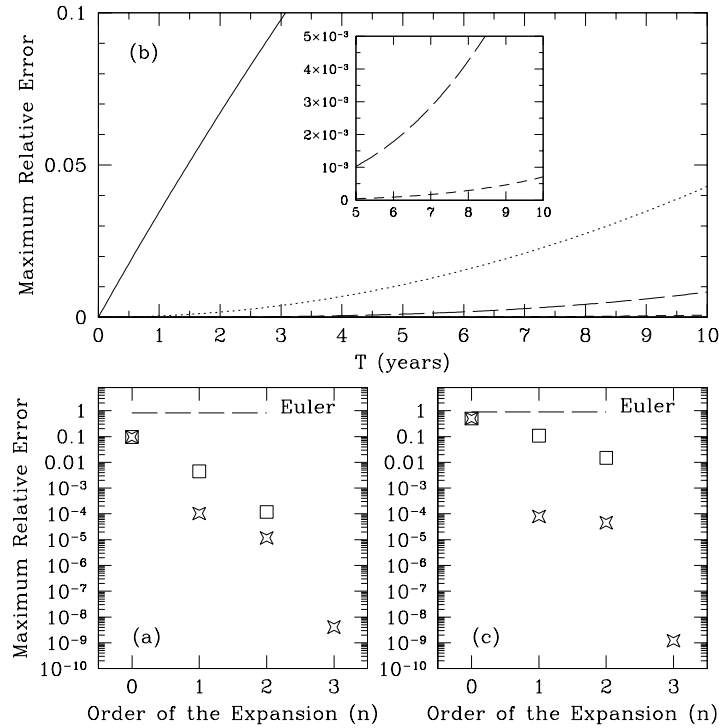


Fig. 1. Accuracy of the exponent expansion for the transition density of the Vasicek model (2.28). for $a = 0.0717$, $b = 0.261$ and $x_0 = 0.1$. Panel (a): comparison between the exponent expansion (stars) and the approximation of Ref. [13] (squares) for $\sigma = 0.02237$ and $\Delta t = 0.5$. At order zero the two schemes are identical. The uniform error of the Euler approximation is also reported for comparison. Panel (b): maximum relative error for $\sigma = 0.02237$ as a function of Δt : $n = 0$ (continuous), $n = 1$ (dotted), $n = 2$ (long dashed) and $n = 3$ (short dashed). The inset is an enlargement of the 5-10 years region. Panel (c): comparison between the exponent expansion (stars) and the approximation of Ref. [13] (squares) in the regime of low volatility ($\sigma = 0.01$), for $\Delta t = 0.5$.

integrals. In this Section, we illustrate this procedure for a few test cases, namely for the Vasicek [4], the Cox-Ingersoll-Ross [3], and the Constant Elasticity of Variance [14] diffusion processes. We will compare the results of the exponent expansion with the exact results available in literature, and with the approach of Ref.[13].

2.2.1. Vasicek diffusion

We first consider the Ornstein-Uhlenbeck diffusion proposed by Vasicek [4] as a model for the short-term interest rate:

$$dX_t = a(b - X_t)dt + \sigma dW_t, \quad (2.28)$$

8 *Luca Capriotti*

where a , b , and σ are positive constants representing the mean-reversion level, the velocity to mean reversion, and the volatility, respectively. This model is integrable and the corresponding probability density function is Gaussian:

$$\rho_{\text{ex}}(x, \Delta t | x_0) = \frac{1}{(2\pi\bar{\sigma}^2)^{1/2}} \exp \left[-\frac{[(x_0 - a)e^{-a\Delta t} - (x - a)]^2}{2\bar{\sigma}^2} \right], \quad (2.29)$$

with

$$\bar{\sigma} = \sigma \sqrt{\frac{1 - e^{-2a\Delta t}}{2a}}. \quad (2.30)$$

The exponent expansion of the Vasicek model can be easily derived using Eqs. (2.9), and (2.16-2.18) with the effective potential, Eq. (2.19),

$$V_{\text{eff}}(x) = \frac{a^2(b-x)^2}{2\sigma^2} - \frac{a}{2}, \quad (2.31)$$

and gives,

$$\begin{aligned} \rho_x(x, \Delta t | x_0) &= \frac{1}{\sqrt{2\pi\sigma^2\Delta t}} \exp \left[-\frac{(x-x_0)^2}{2\sigma^2\Delta t} - W_0(x, x_0) \right. \\ &\quad \left. - W_1(x, x_0)\Delta t - W_2(x, x_0)\Delta t^2 - W_3(x, x_0)\Delta t^3 \right], \end{aligned} \quad (2.32)$$

up to the third order in Δt ($n=3$). Here

$$W_0(x, x_0) = \frac{a(x-b)^2 - a(x_0-b)^2}{2\sigma^2}, \quad (2.33)$$

$$W_1(x, x_0) = \frac{a^2}{6\sigma^2} ((x-b)^2 + (x_0-b)^2 + (x-b)(x_0-b)) - \frac{a}{2}, \quad (2.34)$$

$$W_2(x, x_0) = \frac{\sigma^2}{2\Delta x^2} [V_{\text{eff}}(x) + V_{\text{eff}}(x_0) - 2W_1(x, x_0)], \quad (2.35)$$

$$\begin{aligned} W_3(x, x_0) &= -\frac{\sigma_x^2}{2\Delta x^3} \left[\frac{a^4}{20\sigma^4} [(x-b)^5 - (x_0-b)^5] \right. \\ &\quad \left. + \frac{a^2}{4}\Delta x - \frac{a^3}{6\sigma^2} [(x-b)^3 - (x_0-b)^3] \right] \\ &\quad + \frac{\sigma_x^2}{2\Delta x^2} (W_1(x, x_0))^2 - \frac{3\sigma_x^2}{\Delta x^2} W_2(x, x_0) + \frac{a^2\sigma_x^2}{4\Delta x^2}, \end{aligned} \quad (2.36)$$

with $\Delta x = x - x_0$. It is interesting to note that the approximate transition probability obtained with the present approach reproduces exactly the expansion of the exact transition density Eq. (2.29) at the same order.

The fast convergence of the approximation scheme is illustrated in Fig. 1. Here the percentage error of the exponent expansion with respect to the exact result (2.29) is plotted for various Δt , and compared with the approach of Ref. [13]. The parameter choice, also taken from Ref. [13] corresponds to a sensible parameterization for interest rate markets. We adopt one year as unit of time, and we express the various parameters in this unit. The Euler approximation

$$p_E(x, \Delta t | x_0) = \sqrt{\frac{1}{2\pi\sigma^2\Delta t}} \exp \left(-\frac{(x-x_0 - \mu_x(x_0)\Delta t)^2}{2\sigma_x^2\Delta t} \right), \quad (2.37)$$

is also reported for comparison. The inclusion of each successive order allows one to increase dramatically the accuracy of the approximation so that the third order expansion has basically a negligible error even for a sizable time step of order 6 months. Remarkably, for the considered example, the third order expansion allows one to estimate the 10 years transition probability with a relative error of less than 10 basis points (Fig. 1-(b)). As illustrated in Fig. 1-(a), in the present case the approach of Ref. [13] provides a slightly poorer level of accuracy for $n \leq 2$. In addition, it generally produces more complicated mathematical expressions. Furthermore, as shown in Fig. 1-(c), in the regime of small volatility the exponent expansion still provides accurate results while the performance of the approach of Ref. [13] degrades. In fact, as anticipated, in the limit of small volatility ($\sigma_x \lesssim 0.5\%$) the first order correction of the latter approach produces a negative transition probability signaling a break down of the scheme.

2.2.2. Cox, Ingersoll and Ross diffusion

The Vasicek model is probably too easy of a test case as the associated transition probability is Gaussian. In fact, since the exponent expansion has a leading term which is Gaussian, the higher powers in Δt just have to renormalize its average and variance in order to reproduce the exact result. It is interesting therefore to test the accuracy of the exponent expansion for a diffusion process that, while still integrable, generates a non-normal transition density. This is the case for the Feller's square root process [15]

$$dY_t = a(b - Y_t) + \sigma_y \sqrt{Y_t} dW_t \quad (2.38)$$

which is the basis of Cox, Ingersoll and Ross model for the instantaneous interest rate [3]. The exact transition probability is given by [3]

$$\rho_{\text{ex}}(y, \Delta t | y_0) = ce^{-(u+v)} \left(\frac{v}{u}\right)^{\frac{q}{2}} I_q(2\sqrt{uv}), \quad (2.39)$$

where $c = 2a/[\sigma_y^2(1 - \exp(-a\Delta t))]$, $q = 2ab/\sigma_y^2 - 1 \geq 0$, $u = cy_0 \exp(-a\Delta t)$, $v = cy$ and I_q is the modified Bessel function of the first kind of order q [16].

As explained in Sec.2, since the volatility is not uniform, it is convenient to introduce the auxiliary process defined by Eq. (2.1), as $X_t = \gamma(Y_t) \equiv 2\sqrt{Y_t}/\sigma_y$. The X_t process follows Eq. (2.2), with $\sigma_x = 1$ and

$$\mu_x(x) = \frac{\tilde{q}}{x} - \frac{a}{2}x, \quad (2.40)$$

and $\tilde{q} = q + 1/2$. In this case the effective potential reads:

$$V_{\text{eff}}(x) = \frac{1}{2}\mu_x(x)^2 - \frac{\tilde{q}}{2x^2} - \frac{a}{4}, \quad (2.41)$$

10 *Luca Capriotti*

and the four terms of the exponent expansion in Eq. (2.8) are:

$$W_0(x, x_0) = -\tilde{q} \log \frac{x}{x_0} + \frac{a}{4}(x^2 - x_0^2) \quad (2.42)$$

$$W_1(x, x_0) = \frac{1}{2\Delta x} \left[\mu_x(x_t) - \mu_x(x_0) - \tilde{q}^2 \left(\frac{1}{x} - \frac{1}{x_0} \right) + \frac{a^2}{12} (x^3 - x_0^3) - a\tilde{q} (x - x_0) \right] \quad (2.43)$$

$$W_2(x, x_0) = \frac{1}{2\Delta x^2} [V_{\text{eff}}(x) + V_{\text{eff}}(x_0) - 2W_1(x, x_0)] \quad (2.44)$$

$$W_3(x, x_0) = -\frac{1}{2\Delta x^2} \left[\frac{G(x_t) - G(x_0)}{\Delta x} - (W_1(x, x_0))^2 \right] - \frac{3}{\Delta x^2} W_2(x, x_0) + \frac{1}{4\Delta x^3} [\partial_x V_{\text{eff}}(x) - \partial_x V_{\text{eff}}(x_0)] , \quad (2.45)$$

where $\Delta x = x - x_0$, $\partial_x V_{\text{eff}}(z) = \tilde{q}(1 - \tilde{q})/z^3 + a^2 z/4$, and

$$G(z) = \frac{1}{5}\alpha^2 z^5 - \frac{1}{3}\frac{\beta^2}{z^3} + \gamma^2 z + 2\alpha\beta z - 2\frac{\beta\gamma}{z} + \frac{2}{3}\alpha\gamma z^3 , \quad (2.46)$$

and $\alpha = a^2/8$, $\beta = \tilde{q}(\tilde{q} - 1)/2$, $\gamma = -a(\tilde{q} + 1)/2$. Finally, going back to the original process, using Eq. (2.4), the transition probability reads:

$$\rho_y(y, \Delta t | y_0) = \rho_x(2\sqrt{y}/\sigma_y, \Delta t | 2\sqrt{y_0}/\sigma_y) / \sigma_y \sqrt{y} . \quad (2.47)$$

The accuracy of the exponent expansion in this case is illustrated in Fig. 2. Similarly to the case of the Vasicek diffusion, the exponent expansion is characterized by a remarkably fast convergence by including successive terms of the approximation so that $n = 3$ provides already a virtually exact representation of the transition density, for $\Delta t \simeq 1 \text{ yrs}$. In this case, the approach of Ref. [13] performs slightly worse of the exponent expansion for $n = 1$, and slightly better for $n = 2$. However, also in this case the former breaks down for small values of the volatility, generating unphysical transition densities.

2.2.3. Constant Elasticity of Variance diffusion

As a last example we consider the Constant Elasticity of Variance model:

$$dY_t = a(b - Y_t)dt + \sigma_y Y_t^p dW_t \quad (2.48)$$

Here we consider for brevity only the case $p > 1$ and the transformation to a process with constant (unit) variance is $X_t = \gamma(Y_t) = Y_t^{1-p}/\sigma_y(p-1)$ and gives, according to Eq. (2.3)

$$\mu_x(x) = \frac{c_1}{x} + c_2 x + c_3 x^{\frac{p}{p-1}} , \quad (2.49)$$

with $c_1 = p/2(p-1)$, $c_2 = a(p-1)$, and $c_3 = -ab(p-1)^{p/(p-1)}\sigma_y^{1/(p-1)}$. In this case the effective potential reads

$$V_{\text{eff}}(x) = \frac{1}{2}\mu_x(x)^2 - \frac{c_1}{2x^2} + \frac{c_2}{2} + \frac{p}{2(p-1)}c_3 x^{1/(p-1)} , \quad (2.50)$$

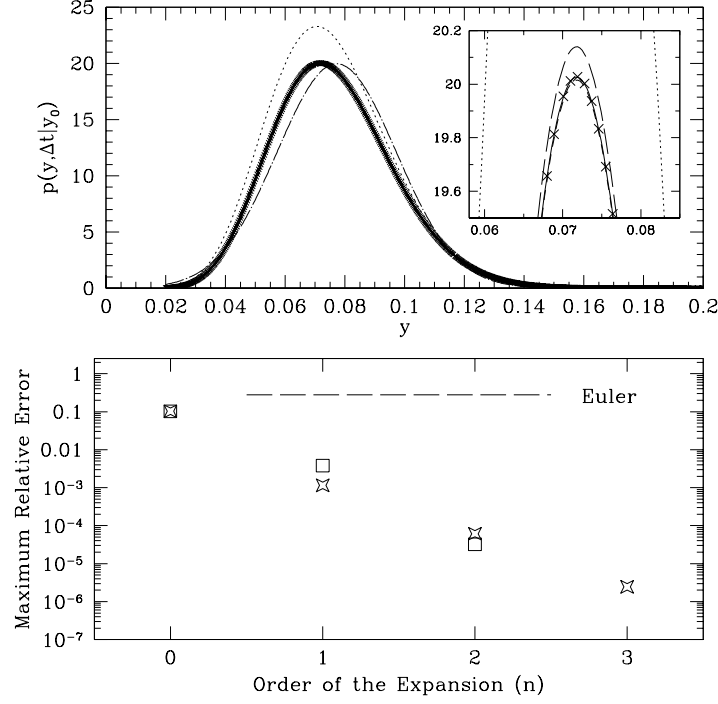


Fig. 2. Accuracy of the exponent expansion for the transition density of the Cox-Ingersoll-Ross model (2.38), for $a = 0.0721$, $b = 0.219$, $\sigma = 0.06665$, and $x_0 = 0.06$. Bottom: comparison between the exponent expansion (stars) and the approximation of Ref. [13] (squares) for $\Delta t = 0.5$. The uniform error of the Euler approximation is also reported for comparison. Top: probability density function for $\Delta t = 1.5$ as a function of n : $n = 0$ (dotted), $n = 1$ (long dashed), $n = 2$ (short dashed), $n = 3$ (continuous), Euler (dot-long dashed), exact (crosses). The inset is an enlargement of the region of the maximum. On this scale, the estimates for $n = 2$ and $n = 3$ still appear coincident.

and the first three terms of the expansion are:

$$W_0(x, x_0) = c_1 \log \frac{y_0}{y_t} - \frac{a(p-1)}{2(2p-1)} \left[(2p-1)(y_t^2 - y_0^2) + 2b(p-1)^{\frac{p}{p-1}} \sigma^{\frac{1}{p-1}} \left(x^{\frac{2p-1}{p-1}} - x_0^{\frac{2p-1}{p-1}} \right) \right], \quad (2.51)$$

$$W_1(x, x_0) = \frac{1}{2\Delta x} [F(x) - F(x_0)], \quad (2.52)$$

$$W_2(x, x_0) = \frac{1}{2\Delta x^2} [V_{\text{eff}}(x) + V_{\text{eff}}(x_0) - 2W_1(x, x_0)], \quad (2.53)$$

12 *Luca Capriotti*

with

$$F(z) = -\frac{c_1^2}{z} + \frac{c_2^2}{3}z^3 + \frac{c_3^2(p-1)}{3p-1}z^{\frac{3p-1}{p-1}} + 2c_1c_2z + \frac{2c_1c_3(p-1)}{p}z^{\frac{p}{p-1}} + \frac{2c_2c_3(p-1)}{3p-2}z^{\frac{3p-2}{p-1}} + \mu_x(z). \quad (2.54)$$

Similarly to the examples considered previously, also for the Constant Elasticity of Variance model we find a very fast convergence of the exponent expansion for $\Delta t \simeq 1$, and a performance generally similar to the one of the approach of Ref. [13], for values of the volatility large enough.

3. Pricing kernels for contingent claims

3.1. Path integral formulation

The exponent expansion can be generalized to obtain an approximation of the pricing kernels of ‘standard’ derivatives. This can be done by formulating the pricing problem within Feynman’s path integral framework [6]. Here we indicate as ‘standard’ any contingent claim written on the underlying, Y_t , whose value at time $t = 0$, V_0 , can be expressed as an expectation value of a functional of a certain type, namely

$$V_0(\Delta t, y_0) = E\left[P(Y_{\Delta t})F[Y_u]\Big|y_0\right], \quad (3.1)$$

where

$$F[Y_u] = \exp\left[-\int_0^{\Delta t} du V_F[Y_u]\right], \quad (3.2)$$

and $P(Y_{\Delta t})$ is a payout function. Above Δt is the time to expiry, and the expectation value is performed with respect to the probability measure defined by the diffusion for Y_t that we assume of the form (1.1). European Vanilla options, zero coupon bonds, caplets, and floorets clearly belong to this family of contingent claims. In addition, other path-dependent derivatives, like barrier or Asian options can be expressed in this form (see e.g., Refs. [18,19]).

Similarly to the case of the transition probability, it is in general convenient to introduce an auxiliary diffusion with constant volatility of the form (2.2) by means of the integral transformations (2.1). Then, the expectation value in (3.1) can be transformed in an integral over the distribution generated by such auxiliary diffusion by means of the usual Jacobian transformation (2.4). As a result, the value of the option can be in general written as:

$$V_0(\Delta t, x_0) = E\left[P(X_{\Delta t})F[X_u]\Big|x_0\right] = \int_D dx P(x)K(x, \Delta t|x_0). \quad (3.3)$$

where D is the domain of the auxiliary process as defined by the relative stochastic differential equation (2.2), and $K(x, \Delta t|x_0)$ is the pricing kernel. The latter can be expressed in terms of a path integral as it follows[6]

$$K(x, \Delta t|x_0) = e^{-W_0(x, x_0)}\Phi(x, \Delta t|x_0) \quad (3.4)$$

with

$$\Phi(x, \Delta t | x_0) = \int_{x(0)=x_0}^{x(\Delta t)=x} \mathcal{D}[x(u)] \exp \left[- \int_0^{\Delta t} du L_{\text{eff}}[x(u), \dot{x}(u)] \right]. \quad (3.5)$$

where W_0 is given by Eq. (2.9) and the functional $L_{\text{eff}}[x(u), \dot{x}(u)]$ is the effective *Euclidean Lagrangian*

$$L_{\text{eff}}[x(u), \dot{x}(u)] = \frac{1}{2\sigma_x^2} \dot{x}(u)^2 + V_{\text{eff}}(x) \quad (3.6)$$

($\dot{x}(u) \equiv dx(u)/du$) with the effective potential, $V_{\text{eff}}(x)$, defined as:

$$V_{\text{eff}}(x) = \frac{1}{2\sigma_x^2} \mu_x(x)^2 + \frac{1}{2} \partial_x \mu_x(x) + V_F(x). \quad (3.7)$$

Finally, the measure $\mathcal{D}[x(u)]$ is defined by discretizing each path $x(u)$ connecting $x(0) = x_0$ and $x(T) = x$. This can be done by dividing the time interval $[0, T]$ into P intervals so that $x_n = x(u_n)$ ($u_n = nT/P$ with $n = 0, \dots, P$), and by integrating the internal $P - 1$ variables x_n over the domain D . The path integral $\int \mathcal{D}[x(u)]$ is then obtained as the limit for $P \rightarrow \infty$ of this procedure, namely

$$\int \mathcal{D}[x(u)] \equiv \lim_{P \rightarrow \infty} (2\pi\sigma_x^2 \Delta t)^{-P/2} \prod_{n=1}^{P-1} \int_D dx_n. \quad (3.8)$$

It is well known from the physical sciences that the path integral $\Phi(x, \Delta t | r_0)$ satisfies the partial differential equation Eq. (2.25) [8]. Note that this is consistent with the fact that, by definition, for $V_F(x) \equiv 0$ the pricing kernel coincides with the transition density of the underlying diffusion process for X_t . In particular, as observed in Sec. 2.1, one can use Eq. (2.25) to derive the exponent expansion for $\Phi(x, \Delta x | r_0)$ using the trial form (2.27). As a result, the same expressions Eqs.(2.16-2.18) derived for the transition density hold true also for the pricing kernel, provided that the effective potential (3.7) replaces the one in Eq. (2.19).

3.1.1. Correspondence with Quantum Mechanics

It is interesting to note that the path integral formulation of the pricing kernel (3.5) is mathematically equivalent to the quantum mechanical description of the thermodynamic properties of an ideal gas of particles moving in the potential $\hbar V_{\text{eff}}(x)$ (\hbar is the reduced Planck's constant giving the correct energy dimensions). The complete correspondence is obtained by identifying $\sigma_x^2 \rightarrow \hbar/m$ and $\Delta t \rightarrow \hbar/k_B T$ where m is the mass of the particle, T is the temperature, and k_B is the Boltzmann constant. With this prescription, $\Phi(x, \Delta t | x_0)$ becomes the so-called single particle density matrix, and the results of Makri and Miller [5] can be readily recovered. In addition, it is straightforward to show using Eqs. (2.23) that the exponent expansion of its diagonal elements, $\Phi(x_0, \Delta t | x_0)$, are consistent with the so called Wigner expansion for the high-temperature limit. Finally, performing the analytic continuation

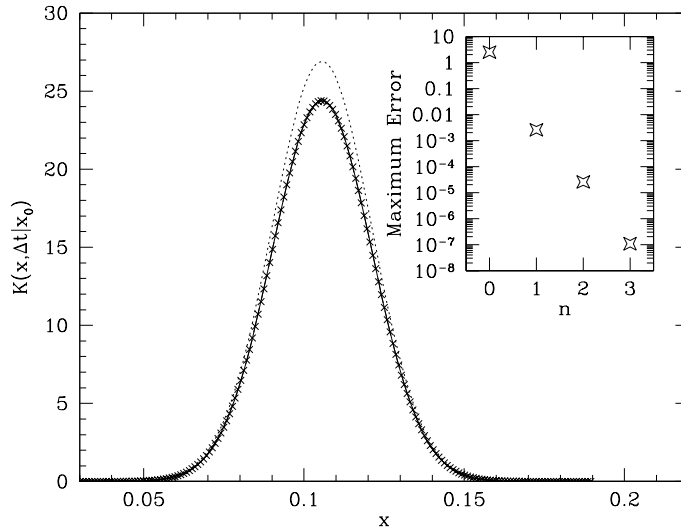


Fig. 3. Accuracy of the exponent expansion for the pricing kernel Eq. (3.4) of the Vasicek model (2.28), for $a = 0.0717$, $b = 0.261$, and $x_0 = 0.1$. Symbols as in Fig. 2. The inset shows the maximum absolute error as a function of the order of the expansion n .

known as Wick rotation $\Delta t \rightarrow i\hbar t$ allows one to obtain the single-particle quantum propagator. In this case (2.25) becomes the celebrated Schrödinger equation.

This correspondence provides an alternative justification of the choice of the exponential ansatz in Eq. (2.5). Indeed, this is the form in which can be expressed in general the quantum mechanical propagator or the single particle density matrix [8]. Furthermore, it has been shown for the quantum problem [17] that the exponent expansion up to third order in Δt and first order in \hbar/m can be derived starting from the short time semiclassical propagator obtained [20] through a saddle point analysis of the limit $\hbar/m \rightarrow 0$. Indeed, it can be shown that the second order correction $W_2(x, x_0)$, Eq. (2.17), is the so-called van-Vleck determinant of the saddle point expansion. This explains why the accuracy of the present scheme is preserved in the corresponding regime of low volatility, as it was anticipated in Sec.2, and illustrated in Sec.2.2.

3.1.2. An example: Zero Coupon Bond

In this Section we illustrate the prescriptions outlined above by applying the exponent expansion to the calculation of a zero coupon bond within the Vasicek and Cox-Ingersoll-Ross models. The zero coupon bond is a financial instrument that provides at time $t = \Delta t$ a payout of one unit of a certain notional. Its value at time

$t = 0$ can be expressed therefore as

$$P(0, \Delta t) = E \left[\exp - \int_0^{\Delta t} du X_u \middle| r_0 \right] \quad (3.9)$$

which is of the standard form given by Eqs. (3.1) and (3.2), with $V_F[X_u] = X_u$, and $P[X_{\Delta t}] \equiv 1$.

As a result, the exponent expansion for the kernel Eq. (3.4) can be easily derived giving for the Vasicek model

$$W_1(x, x_0) = W_1^0(x, x_0) + \frac{x + x_0}{2} \quad (3.10)$$

$$W_2(x, x_0) = W_2^0(x, x_0) \quad (3.11)$$

$$W_3(x, x_0) = W_3^0(x, x_0) - \frac{\sigma_x^2 + 2a^2(x - b)}{24} \quad (3.12)$$

where $W_i^0(x, x_0)$ are the expressions obtained for the transition probability Eqs. (2.33)-(2.36) of Sec. 2.2.1. For the Cox-Ingersoll-Ross model instead we get:

$$W_1(x, x_0) = W_1^0(x, x_0) + \frac{\sigma^2}{12}(x^2 + x_0^2 + xx_0) \quad (3.13)$$

$$W_2(x, x_0) = W_2^0(x, x_0) - \frac{\sigma^2}{24} \quad (3.14)$$

with $W_i^0(x, x_0)$ given by Eqs. (2.42)-(2.44), and $W_3^0(x, x_0)$ related to the previous quantities as in Eq. (2.45) with

$$G(z) = G^0(z) + \frac{\sigma_y^2}{2} \left[\left(\alpha + \frac{\sigma_y^2}{8} \right) \frac{z^5}{5} + \frac{\gamma}{3} z^3 + \beta z \right], \quad (3.15)$$

$G^0(z)$ as in Eq. (2.46), and $\partial_z V_{\text{eff}}(z) = \partial_z V_{\text{eff}}^0(z) + \sigma_y^2 z/2$. The exponent expansion for the pricing kernel can be compared with the exact results that can be shown to read for the Vasicek model (2.28)

$$K_{\text{ex}}(x, \Delta t | x_0) = \frac{\exp \left[(x - x_0)/a - \Delta t(b - \sigma^2/2a^2) \right]}{(2\pi\bar{\sigma}^2)^{1/2}} \exp \left[- \frac{\left[(x_0 - b + \sigma^2/a^2) e^{-a\Delta t} - (y - b + \sigma^2/a^2) \right]^2}{2\bar{\sigma}^2} \right] \quad (3.16)$$

with $\bar{\sigma}$ given by Eq. (2.30), and

$$K_{\text{ex}}(x, \Delta t | x_0) = \frac{2}{x} \exp \left[\frac{-\frac{a}{4}(x^2 - x_0^2) + (2ab - \frac{\sigma^2}{2}) \log \frac{x}{x_0}}{\sigma^2} \right] \frac{\gamma \sqrt{xx_0} e^{a^2 b \Delta t / \sigma^2}}{2\sigma^2 \sinh [\gamma \Delta t / 2]} \exp \left[-\frac{\gamma}{4\sigma^2}(x^2 + x_0^2) \coth [\gamma \Delta t / 2] \right] I_q \left(\frac{xx_0 \gamma}{2\sigma^2 \sinh [\gamma \Delta t / 2]} \right) \quad (3.17)$$

with $\gamma = \sqrt{a^2 + 2\sigma^2}$, for the Cox-Ingersoll-Ross one. As illustrated in Fig.3, similarly to the case of the transition probability, the exponent expansion provides a

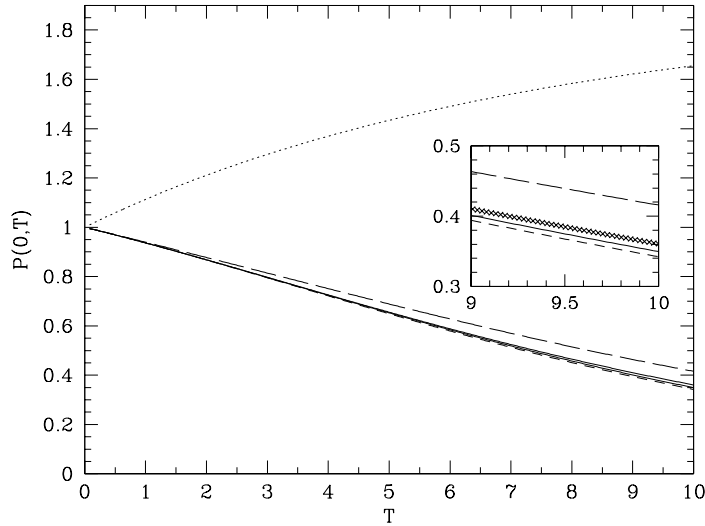


Fig. 4. Zero Coupon Bond for the Cox-Ingersoll-Ross model. Parameters and symbols as in Fig.2.

remarkably good, and fast converging approximation of the exact pricing kernel for financially sensible parameterizations, and for a sizable value of the time step Δt .

Finally, the zero coupon bond can be obtained by numerical integration of the pricing kernel according to Eq. (3.3). The corresponding results are shown in Fig. 4 confirming once more the quality of the approximation. In a similar fashion, one can obtain systematic approximations for caplets, florets, and other simple interest rate derivatives whose value depends only on the value of the instantaneous short rate at time $t = \Delta t$. It is also possible to generalize this approach to path dependent contingent claims, like Asian options.

4. Extending the time-step: path integral Monte Carlo methods

For an extended time interval T , the calculation of the transition density or, more in general, of the pricing kernel (3.4) can be performed by discretizing the path integral (3.5), and taking the limit of large number of time slices ($P \rightarrow \infty$) according to the standard Trotter product formula:

$$\begin{aligned}
 K(x, \Delta t | x_0) &\simeq (2\pi\sigma_x^2\Delta t)^{-P/2} e^{-W_0(x, x_0)} \prod_{n=1}^{P-1} \int_D dx_n \\
 &\times \exp \left[-\frac{1}{2\sigma_x^2\Delta t} \sum_{k=1}^{k=P} (x_k - x_{k-1})^2 - \frac{\Delta t}{2} \sum_{k=1}^{k=P} (V_{\text{eff}}(x_k) + V_{\text{eff}}(x_{k-1})) \right] \quad (4.1)
 \end{aligned}$$

with $\Delta t = T/P$, $x_P = x$, and the effective potential given by Eq. (3.7). It is worth remarking that, for the case of the transition density, by interpreting the

latter equation as the Chapman-Kolmogorov property of Markov processes [7] one obtains the following approximation of the short-time propagator

$$K_{\text{Trotter}}(x, \Delta t | x_0) = \frac{e^{-W_0(x, x_0)}}{\sqrt{2\pi\sigma_x^2\Delta t}} \exp \left[-\frac{(x-x_0)^2}{2\sigma_x^2\Delta t} - \frac{\Delta t}{2} (V_{\text{eff}}(x) + V_{\text{eff}}(x_0)) \right]. \quad (4.2)$$

However, in contrast to the $n = 1$ exponent expansion, the latter expression is not strictly correct up to order Δt , and only in the limit $P \rightarrow \infty$ the difference becomes negligible.

In general, to obtain an accurate result for the pricing kernel for an extended time period T one has to increase the number of time slices, or Trotter number P , until convergence is achieved. By replacing the Trotter formula with the improved short-time kernel obtained through the exponent expansion (2.5) one achieves a faster convergence with the Trotter number, thus significantly reducing the computational burden. In this case the finite-time expression of the pricing kernel reads

$$K(x, T | x_0) \simeq (2\pi\sigma_x^2\Delta t)^{-P/2} \prod_{n=1}^{P-1} \int_D dx_n \times \exp \left[-\frac{1}{2\sigma_x^2\Delta t} \sum_{k=1}^P (x_k - x_{k-1})^2 - \sum_{k=1}^P W(x_k, x_{k-1}, \Delta t) \right] \quad (4.3)$$

with $W(x, x_0, \Delta t)$ given by Eq. (2.8).

Equation (4.3) allows one to obtain the transition density or the pricing kernel for a standard derivative through the calculation of a multidimensional integral over the variables x_1, \dots, x_{P-1} . The latter integration is ideally suited for Monte Carlo methods either in real, or in Fourier space [21], the specific choice depending on the particular problem at hand. In addition, importance-sampling schemes, e.g., by means of the Metropolis algorithm [22], can be easily applied in order to reduce the computation time. However, in order not to introduce a systematic bias in the result a particular attention has to be paid in order to sample accurately the configuration space.

The most straightforward way to perform a Monte Carlo quadrature of Eq. (4.3), is to realize that a simple Markov chain $\mathbf{x} = (x_1, \dots, x_{P-1})$

$$x_n = x_{n-1} + \sigma_x \sqrt{\Delta t} Z_n, \quad (4.4)$$

with Z_n , sampled from a standard normal distribution, generates an ensemble of walkers distributed according to

$$p(x_1, \dots, x_{P-1} | x_0) = (2\pi\sigma_x^2\Delta t)^{-(P-1)/2} \exp \left[-\frac{1}{2\sigma_x^2\Delta t} \sum_{k=1}^{P-1} (x_k - x_{k-1})^2 \right]. \quad (4.5)$$

As a result, the pricing kernel (4.3) can be obtained as the average over the random

18 *Luca Capriotti*

paths generated according to Eq. (4.4) of the following estimator:

$$\mathcal{O}(\mathbf{x}, x_P = x) = (2\pi\sigma_x^2\Delta t)^{-1/2} \exp \left[-\frac{1}{2\sigma_x^2\Delta t}(x - x_{P-1})^2 - \sum_{k=1}^P W(x_k, x_{k-1}) \right]. \quad (4.6)$$

A remarkable property of the path integral approach is that $K(x, \Delta t|x_0)$ for any final point x can be evaluated with a single Monte Carlo simulation by appropriately reweighting the accumulated estimator. In fact the distribution of walkers $p(x_1, \dots, x_{P-1}|x_0)$ is independent of the final point x_P so that $K(x', \Delta t|x_0)$ can be calculated by averaging $\mathcal{O}(\mathbf{x}, x_P = x')$. In addition, the latter quantity can be efficiently obtained by means of the following reweighting procedure

$$\mathcal{O}(\mathbf{x}, x_P = x') = \mathcal{O}(\mathbf{x}, x_P = x) \frac{\mathcal{W}(x', \mathbf{x})}{\mathcal{W}(x, \mathbf{x})} \quad (4.7)$$

with

$$\mathcal{W}(x, \mathbf{x}) = \exp \left[-\frac{1}{2\sigma_x^2\Delta t}(x - x_{P-1})^2 - W(x, x_{P-1}) \right]. \quad (4.8)$$

Expectation values of the form (3.3) on a time horizon T can be calculated by integrating over the final variable giving:

$$V_0(T, x_0) = \int_D dx P(x) K(x, T|x_0) \simeq (2\pi\sigma_x^2\Delta t)^{-P/2} \prod_{n=1}^P \int_D dx_n P(x_P) \exp \left[-\frac{1}{2\sigma_x^2\Delta t} \sum_{k=1}^P (x_k - x_{k-1})^2 - \sum_{k=1}^P W(x_k, x_{k-1}) \right]. \quad (4.9)$$

This can be simulated by extending the Markov chain (4.4) up to step $x = x_P$, and accumulating the estimator

$$\mathcal{P}(\mathbf{x}, x_P = x') = P(x) \exp \left[-\sum_{k=1}^P W(x_k, x_{k-1}) \right]. \quad (4.10)$$

Remarkably, within the path integral approach, the sensitivities of such expectation values with respect to the model parameters (the so-called Greeks) can be computed in the same Monte Carlo simulation, thus avoiding any numerical differentiation. Indeed, indicating with θ a generic parameter, under quite general conditions [23], one has

$$\partial_\theta V_0(T, x_0, \theta) = \int_D dx [K_\theta(x, T|x_0) \partial_\theta P(x, \theta) + P(x, \theta) \partial_\theta K_\theta(x, T|x_0)]. \quad (4.11)$$

As a result the sensitivity $\partial_\theta V_0(T, x_0, \theta)$ can be calculated by means of the estimator:

$$\mathcal{G}(\mathbf{x}, x_P = x') = \exp \left[-\sum_{k=1}^P W(x_k, x_{k-1}) \right] (\partial_\theta P + P \partial_\theta \log K_\theta). \quad (4.12)$$

Higher order sensitivities can be obtained in a similar fashion.

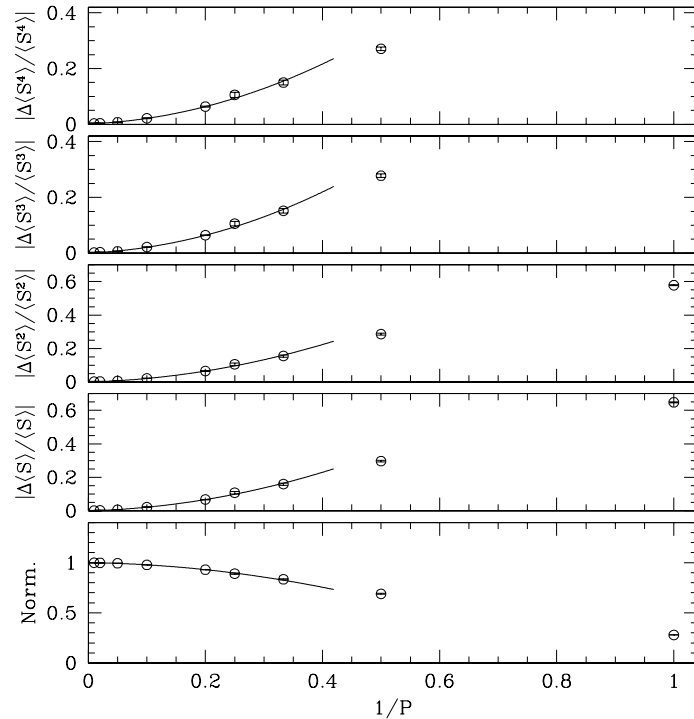


Fig. 5. Convergence with the Trotter number P of the normalization, and of the first 4 moments of the 40 years transition density for the CIR model. Parameters as in Fig.2. In the first top panels the relative error with respect to the exact result is reported. Lines are quadratic fits.

The convergence with the Trotter number P of the path integral Monte Carlo estimates is illustrated in Fig. 5 for the calculation of the first five moments of the $T = 40$ yrs transition probability of the Cox-Ingersoll-Ross model (2.38). The finite P estimates converge very rapidly with $1/P$. In particular, for the case considered, $P = 20$ already provides estimates in agreement with the exact result within statistical uncertainties. In general, as also shown in the figure, a convenient indicator of the convergence is the zeroth-moment or normalization of the distribution. The calculation of this quantity allows in general to assess the level of convergence without performing a complete scaling with P , thus saving computational time.

5. Conclusions

The exponent expansion is an approximation of the quantum mechanical propagator known in physical chemistry [5,17]. We have generalized this approach to produce closed-form approximation of the transition probability of arbitrary non linear processes, and we have shown that it produces very accurate results for integrable

20 *Luca Capriotti*

diffusions of financial interest, like the Vasicek and the Cox-Ingersoll-Ross models. In contrast to previously developed approximation schemes that share a similar rationale [13], the exponent expansion always generates positive definite transition probabilities, and remains stable also in the limit of low volatility.

By introducing a path integral framework we have generalized the exponent expansion to the calculation of pricing kernels of financial derivatives, and we have shown how to obtain accurate approximations for the price of simple contingent claims. We have also shown how the exponent expansion can be naturally used to increase the efficiency of path integral Monte Carlo simulations. The latter allow one to extend the calculations to arbitrarily large time steps, and to efficiently calculate the Greeks of contingent claims, avoiding any numerical differentiation. A systematic study of the efficiency of this approach for the pricing of exotic derivatives will be the object of future investigations.

The exponent expansion can be generalized to multifactor diffusion processes, and to time dependent drift and volatility functions. This would allow one to increase the efficiency of numerical simulations of a larger family of diffusion processes relevant for Financial applications, including local volatility or Libor Market Models. Work is currently in progress along this line of research.

Acknowledgments It is a pleasure to thank Gabriele Cipriani for sparking my interest in the path integral approach to option pricing, and for continuous stimulating discussions. Very useful comments from the anonymous referee are also gratefully acknowledged.

References

- [1] L. Bachelier, *Theorie de la Spéculation*, Annales de l'Ecole Normale Supérieure (1900).
- [2] F. Black and M. Scholes, *Journal of Political Economy* **81**, 637 (1973); R. C Merton, *Bell Journal of Economics* **4**, 141 (1973).
- [3] J.C. Cox, J.E. Ingersoll, and S.A. Ross, *Econometrica* **53**, 385 (1985).
- [4] O. Vasicek, *Journal of Financial Economics* **5**, 177 (1977).
- [5] N. Makri and W.H. Miller, *J. Chem. Phys.* **90**, 904 (1989).
- [6] M. Bennati, M. Rosa-Clot, and S. Taddei, *Int. J. of Theor. and App. Finance* **2**, 381 (1999); M. Rosa-Clot, and S. Taddei, *Int. J. of Theor. and App. Finance* **5**, 123 (2002).
- [7] S. E. Shreve, *Stochastic Calculus for Finance* (Springer-Verlag, New York, 2004).
- [8] R. P. Feynman, *Rev. Mod. Phys.* **20**, 367 (1948). See also: R. P. Feynman and A. R. Hibbs, *Quantum Mechanics* (MCGraw-Hill, New York, 1965).
- [9] G. Montagna, O. Nicosini, and N. Moreni, *Physica A* **310**, 450 (2002); G. Bormetti, G. Montagna, N. Moreni, and N. Nicosini, e.print arXiv:cond-mat/0407231 (2004).
- [10] B.E. Baaquie, C. Corianò, and M. Srikant, *Physica A* **334**, 531 (2004).
- [11] A. Matacz, e.print arXiv:cond-mat/0005319 (2000).
- [12] J. W. Dash, *Quantitative Finance and Risk Management: a Physicist's approach* (World Scientific, Singapore, 2004).
- [13] Y. Ait Sahalia, *Journal of Finance* **54**, 1361 (1999).
- [14] J. C. Cox and S. A. Ross, *Journal of Financial Economics* **3**, 145-166 (1976).
- [15] W. Feller, *Annals of Mathematics* **55**, 468 (1952).

- [16] M. Abramovitz, I. A. Stegun, *Handbook of Mathematical Functions* (National Bureau of Standards, Applied Mathematics Series, 1965).
- [17] N. Makri and W.H. Miller, *Chem. Phys. Lett* **151**, 1 (1989).
- [18] B. E. Baaquie, *Quantum Finance* (Cambridge University Press, 2004).
- [19] V. Linetsky, *Computational Economics* **11**, 129 (1998).
- [20] L.S. Schulman, *Techniques and applications of path integration* (Wiley, New York, 1981).
- [21] R.D. Coalson, *J. Chem. Phys.* **85**, 926 (1986).
- [22] N. Metropolis, A.W. Rosenbluth, M.N. Rosenbluth, H. Teller, and E. Teller, *J. Chem. Phys.* **21**, 1087 (1953).
- [23] P. Glasserman, *Monte Carlo Methods in Financial Engineering* (Springer-Verlag, New York, 2004).