

On violation of the Robinson's damping criterion and enhanced cooling of ion, electron and muon beams in storage rings

E.G.Bessonov, Lebedev Physical Institute RAS, Moscow, Russia

(Dated: November 8, 2019)

Limits of applicability of the Robinson's damping criterion and the problem of enhanced cooling of particle beams in storage rings beyond the criterion are discussed.

PACS numbers: 29.20.Dh, 07.85.Fv, 29.27.Eg

I. INTRODUCTION

Losses of energy by particles in external fields caused by friction forces lead to a decrease of the six-dimensional phase space volume (emittance) occupied by the particle beam and damping of betatron and synchrotron oscillations of particles in storage rings. Special insertion devices can be used to introduce friction forces for decreasing the emittances of stored beams (to cool beams) and produce high quality particle beams. Friction forces can be caused by: 1) radiation reaction in static external fields, 2) radiation reaction in time dependent external fields (backward Compton and Rayleigh scattering of laser light), 3) ionization and radiation processes in material targets located in the vacuum chamber of the ring. They can lead both to damping or build-up of amplitudes of betatron and synchrotron oscillations of particles. The physics of damping in the longitudinal plane is different from that in the transverse one.

Usually a particle with a higher than ideal energy loses more energy than the ideal particle and a particle with lower energy loses less energy. The combined effect is that the energy difference between non-ideal and ideal particles is reduced. A decrease of the particle energy deviation from the ideal leads to a decrease of its conjugate variable, the longitudinal phase deviation from the synchronous phase, i.e., to cooling in the longitudinal phase space.

In the transverse plane, the loss of particle energy leads to a loss of its longitudinal as well as transverse momentum, since the particle performs betatron oscillations. The total momentum loss is, however, replaced in the cavity only in the longitudinal direction. The combined effect of the energy loss and the replacement of the energy loss in accelerating cavities leads to a net loss of transverse momentum, or transverse damping. The total amount of damping in all degrees of freedom is limited by the amount of the energy loss.

There is a correlation of damping decrements of different planes determined by Robinson's damping criterion [1]-[5]. This criterion limits the rate of particle cooling in storage rings. Below, we would like to pay attention to the limits of applicability of this criterion, its violation in schemes of selective interaction of particle beams with material and laser targets. Schemes of enhanced cooling of ion, electron and muon beams will be discussed.

We start by reviewing Robinson's damping criterion.

II. LIMITS OF APPLICABILITY OF THE ROBINSON'S DAMPING CRITERION

The motion of particles in storage rings is described by their deviations from the ideal orbit in transverse radial x , vertical y directions and a by deviation $\varphi = \psi - \psi_s$ of the particle phase from the synchronous one in a curvilinear coordinate system (x, y, φ) . In a linear approximation deviations (x, y, φ) are described by linear, differential equations.

We can write the equations in the form of a system of six linear, differential equations for a six-dimensional coordinate vector \vec{u} with components $(x, x', y, y', \varphi, \Delta\varepsilon)$, where $x' = \partial x / \partial s$; $y' = \partial y / \partial s$; s , the longitudinal coordinate of a particle along the ideal (reference) orbit; $\Delta\varepsilon = \varepsilon - \varepsilon_s$, the deviation of the particle energy from synchronous one. In the matrix presentation:

$$\frac{d\vec{u}(s)}{ds} = Q(s)\vec{u}(s), \quad (1)$$

where $Q(s) = \|q_{ji}(s)\|$ is a six-order matrix with components $q_{ji}(s)$ ($j, i = 1..6$). The Eq.(1) has six linear independent solutions $\vec{u}_j(s)$ with components $u_{ji}(s)$ ($u_{j1} = x_j, u_{j2} = x'_j, u_{j3} = y_j, \dots, u_{j6} = \Delta\varepsilon_j$). The solution of the Eq. (1) has the form $\vec{u}(s) = M(s) \cdot \vec{u}(0)$, where $M(s) = \|m_{ij}(s)\|$ is a transfer matrix, $\vec{u}(0)$ the initial vector. Six linear independent solutions $\vec{u}_j(s)$ compose the matrix $U(s) = \|u_{ji}(s)\|$. The Wronskian of this matrix, $W(s) = |U(s)| = |Q(s)| \cdot |U(0)|$, represents the six-dimensional volume of the polyhedron in the phase space occupied by the beam. The values $dW(s)/ds = SpQ \cdot W(s)$, $W(s) = W(0) \cdot \exp(\int SpQ \cdot ds) \simeq W(0) \cdot \exp(\langle SpQ \rangle \cdot s)$, where $SpQ = \sum_{j=1}^6 q_{jj}$, $W(0)$ is the initial Wronskian, sign $\langle \rangle$ denotes averaging. This is the Jacobean formula [2], [6]. On the other hand, $u_{ji}(s) \sim \exp(\alpha_i \cdot s)$ and the rate of change of the 6-dimensional volume of the polyhedron $\sim \exp[2 \sum \alpha_i s]$, where $\alpha_i = \alpha_x, \alpha_y, \alpha_\varepsilon$ are fractional averaged damping decrements. Therefore

$$\alpha_{6D} = 2 \sum_{i=1}^3 \alpha_i = \langle SpQ \rangle. \quad (2)$$

SpQ is determined by the diagonal elements of the matrix $\|q_{ji}(s)\|$. In the transverse plane, the particle momentum loss does not lead to a change of the direction of the momentum and position of the particle ($q_{11} = q_{33} =$

$q_{55} = 0$). Acceleration of the particle changes the direction of the momentum on the value $|\Delta p|/|\vec{p}| = \overline{P}_s \cdot s / c \cdot \varepsilon_s$. It leads to matrix elements $q_{22} = q_{44} = -\overline{P}_s / c \cdot \varepsilon_s$, where \overline{P}_s is the average rate of particle energy loss; ε , the particle energy; subscript s refers to the reference orbit; c , the velocity of light. The rate of change of the particle energy is $\partial\varepsilon/\partial t = -(\partial\overline{P}/\partial\varepsilon)|_s \cdot \Delta\varepsilon + (\partial P_{rf}/\partial\psi)|_s \cdot \varphi$ and matrix element $q_{66} = -(\partial\overline{P}/c \cdot \partial\varepsilon)|_s$. Substitution of diagonal matrix elements to (2) leads to generalized Robinson damping criterion [3], [4]:

$$\sum \alpha_i = \frac{1}{2} \alpha_{6D} = -\frac{1}{c} \frac{\overline{P}_s}{\varepsilon_s} - \frac{1}{2c} \frac{\partial\overline{P}}{\partial\varepsilon} \Big|_s. \quad (3)$$

The proof of the Robinson's damping criterion was reduced to application mathematical Jacobean formula. Non-diagonal matrix components responsible for the beam dynamics of particles in a lattice was not used. Two diagonal components responsible for damping in the transverse plane are determined by the average power of the particle energy loss and one diagonal component responsible for damping in the longitudinal plane is determined by the partial derivative of the power energy loss. The value α_{6D} in (2), (3) determine the rate of damping of the 6-dimensional phase space volume (emittance) occupied by the beam (cooling). Coefficients α_i and α_{6D} can be both positive and negative [2], [3].

If there is no coupling between radial x and vertical y planes in a storage ring, the same calculations can be performed separately for vertical and longitudinal damping coefficients:

$$\alpha_y = -\frac{1}{2c} \frac{\overline{P}_s}{\varepsilon_s}, \quad \alpha_\varepsilon = -\frac{1}{2c} \frac{d\overline{P}}{d\varepsilon} \Big|_s. \quad (4)$$

The radial decrement follows from Eq. (3):

$$\alpha_x = -\frac{1}{2c} \left[\frac{\overline{P}_s}{\varepsilon_s} + \frac{\partial\overline{P}}{\partial\varepsilon} \Big|_s - \frac{d\overline{P}}{d\varepsilon} \Big|_s \right]. \quad (5)$$

Damping times $\tau_{i,min} = -1/c\alpha_{i,max}$ are limited by Robinson's damping criterion (3) by the value

$$\tau_{i,min} = \frac{\varepsilon_s}{J_{i,max} \overline{P}_s}. \quad (6)$$

where $J_{i,max}$ is determined by the dependence $\overline{P}(\varepsilon)$ if all decrements are greater or equal zero. The value $J_{i,max} = 2$ if synchrotron radiation (SR) or backward Compton scattering are used ($\overline{P} \sim \varepsilon^2$) [7]. In the case of radiative ion cooling (backward Rayleigh scattering, $\overline{P} \sim D/(1+D)$, $D \sim \varepsilon$): $J_{i,max} = (3+2D)/2(1+D)$, where D is the saturation parameter [8]. For ionization muon cooling $(\partial\overline{P}/\partial\varepsilon)|_s$ is rapidly decreasing with the energy for $\varepsilon_\mu < 0.3$ GeV, but is slightly increasing for $\varepsilon_\mu > 0.3$ GeV ($J_{i,max} \sim 1$) [9], [10]. The partial derivative $(\partial\overline{P}/\partial\varepsilon)|_s$ can be very high only in the case of laser cooling of ion beams by homogeneous

broadband laser beam with rapidly increasing linear dependant spectral intensity in the frequency range corresponding to the ion energy spread $\sigma_{\varepsilon,0}$. In this case $\overline{P} \simeq \overline{P}_s(\varepsilon - \varepsilon_s + \sigma_{\varepsilon,0})/\sigma_{\varepsilon,0}$ ($-\sigma_{\varepsilon,0} < \varepsilon - \varepsilon_s < \sigma_{\varepsilon,0}$), $(\partial\overline{P}/\partial\varepsilon)|_s = \overline{P}_s/\sigma_{\varepsilon,0} \gg \overline{P}_s/\varepsilon_s$, $J_{i,max} \simeq \varepsilon_s/2\sigma_{\varepsilon,0}$,

$$\tau_{i,min} = \frac{2\sigma_{\varepsilon,0}}{\overline{P}_s}. \quad (7)$$

Next conditions were used to prove the Robinson's damping criterion: 1) cooling in the radio frequency (RF) bucket, 2) linearity of the system 3) stationary conditions. Violation of these conditions can lead to the violation of the criterion, the concept of decrement (non-exponential damping) and fast cooling.

Below we will consider schemes of enhanced emittance exchange and six-dimensional enhanced cooling of ion beams beyond conditions used to prove the Robinson's damping criterion if a weak cooling determined by the RF acceleration and the energy dependence of the power loss in the target will be neglected. The problem of enhanced cooling of muon, electron, proton and ion beams will be discussed as well.

III. ENHANCED DAMPING SCHEMES BASED ON SELECTIVE INTERACTION OF PARTICLE BEAMS WITH MOVING TARGETS

In this section two schemes of enhanced damping of particle beams in the longitudinal and transverse planes are considered when external selective interaction of particles with moving targets is used [11] - [13]. The targets (material, laser beam, undulator) are installed in the vacuum chamber of the storage ring and can be displaced in the radial direction. Material targets can be used for muon beams and laser targets can be used for ion and electron beams (laser beams are propagated in the opposite direction to ion or electron beams)¹. The interaction region (IR) in this case changes its radial position in the particle beam during the damping process. Broadband laser beams have to be used for ion beam damping in order for all ions, independent of their energy, to interact with laser beams. Amplification of the broadband laser beam power in the IR of laser and ion beams can be achieved by means of a high-finesse optical resonator.

Below we will neglect the energy dependence of the power loss in the target, the emission of SR by particles in the bending magnets of a storage ring, assuming the RF system of the ring is switched off, targets are homogeneous and have sharp edges in the radial directions.

¹ Stabilization schemes allow parallel displacement of the laser beam relative to the ion beam to better than 10 μm [14]. In reality, closed orbits can be moved in the direction of the target instead of moving the target. A kick, decreasing of the magnetic field in bending magnets of the storage ring, a phase displacement or eddy electric fields can be used for this purpose.

We assume the jump of closed orbits of particles caused by their energy loss in the target is much less than amplitudes of betatron oscillations.

In a smooth approximation, the motion of a particle relative to the position x_η of its closed orbit is described by the equation $x_\beta = A \cos \varphi_\beta$, where $x_\beta = x - x_\eta$ is the particle deviation from the orbit; x , its radial coordinate; $\varphi_\beta = \omega_\beta(t - t_0) + \varphi_{\beta 0}$, phase of the particle betatron oscillations; $\varphi_{\beta 0}$ and t_0 , the initial phase and time; A and $\omega_\beta = 2\pi\nu_x f$, the amplitude and the frequency of betatron oscillations, respectively; ν_x , the tune of betatron oscillations; f , the particle revolution frequency [4]. If the coordinate $x_{\beta 0}$ and transverse radial velocity of the particle $\dot{x}_{\beta 0} = -A\omega_\beta \sin \varphi$ correspond to the moment t_0 of change of the particle energy in a target, then the amplitude of betatron oscillations of the particle before an interaction is $A_0 = \sqrt{x_{\beta 0}^2 + \dot{x}_{\beta 0}^2/\omega_\beta^2}$. After the interaction, the position of the particle closed orbit will be changed by a value δx_η , the deviation of the particle relative to the new orbit will be $x_{\beta 0} - \delta x_\eta$, and the direction of the particle velocity will not be changed. The new amplitude will be $A_1 = \sqrt{(x_{\beta 0} - \delta x_\eta)^2 + \dot{x}_{\beta 0}^2/\omega_\beta^2}$ and the change of the square of the amplitude

$$\delta A^2 = A_1^2 - A_0^2 = -2x_{\beta 0}\delta x_\eta + (\delta x_\eta)^2. \quad (8)$$

In the approximation $|\delta x_\eta| \ll |x_{\beta 0}| < A_0$, the value

$$\delta A = -\frac{x_{\beta 0}}{A}\delta x_\eta. \quad (9)$$

From this it follows that to produce enhanced damping of a particle beam in the transverse plane, we must create the conditions of selective interaction when particles interact with a target with deviations from the closed orbit $x_{\beta 0}$ of the same sign. In this case the values δA have negative sign if the product $x_{\beta 0}\delta x_\eta > 0$. The rate of change of the particle betatron oscillation amplitude is maximal when $|x_{\beta 0}| = A$.

Two schemes of selective non-resonance interaction of particles and targets located in straight sections of storage rings with high-dispersion and low-beta function for damping of particle beams in the transverse and longitudinal planes accordingly can be proposed. They are presented in Figures 1 and 2. In these Figures the axis "z" is the unwrapped reference orbit of the storage ring, L_1 and a are the length and the width of the targets in the interaction region, respectively. The transverse positions of targets are displaced with the velocities $v_{T_1} > 0$ and $v_{T_2} < 0$ relative to the reference orbit. 1,2,3,.. are the particle trajectories before and after the energy loss in the target. O_1, O_2, O_3, \dots are the locations of the particle closed orbit after 0,1,2,3, . . . energy loss events. Parts of one period of the particle trajectory at the targets T_1 and T_2 are shown before and after every event of the particle energy loss in the targets.

A target T_1 can be used for damping of betatron oscillation amplitudes of particle beams (see Fig. 1). At the

initial moment it overlaps a small internal part of the particle beam in the radial direction in the straight section of a storage ring with non-zero dispersion function. The degree of overlapping of particle beam and target is changed by moving the target position uniformly with some velocity v_{T_1} from inside in the direction of the particle beam. First, particles with largest initial amplitudes of betatron oscillations interact with the counter-propagating target. Immediately after the interaction and loss of energy, the position and direction of momentum of a particle remain the same, but the closed orbit is displaced inward in the direction of the target [4]. The radial coordinate of the closed orbit and the amplitude of betatron oscillations are decreased by the same value owing to the dispersion coupling. After every interaction, the position of the closed orbit approaches the target more and more, and the amplitude of betatron oscillations is reduced.

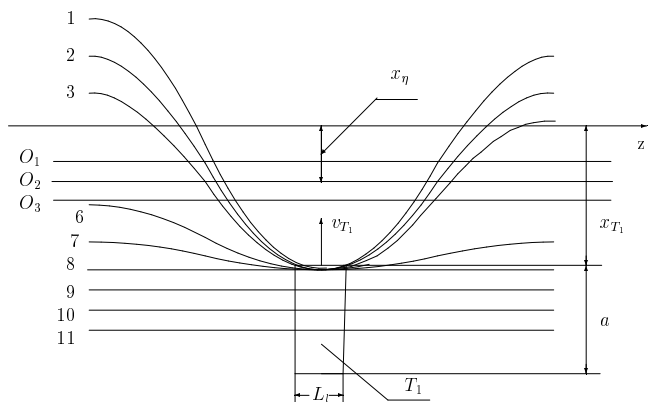


FIG. 1: Scheme of enhanced damping of a particle beam in transverse plane. The evolution of the amplitude of betatron oscillations is shown for the target at rest.

The closed orbit moves with a velocity \dot{x}_η , which depends on the particle's amplitude of betatron oscillation and the distance between the orbit and the target, since these values determine the probability of collision of a particle and a target (see below). It reaches a maximum velocity $|\dot{x}_{\eta in}|$ ($\dot{x}_{\eta in} < 0$) if the depth of penetration of the particle closed orbit in the target is greater than the amplitude of betatron oscillations of this particle². After this, the amplitude of betatron oscillations will stay constant since the particle will interact with the homogeneous target every turn for both positive and negative deviation from the orbit with equal probability. When the target reaches the closed orbit corresponding to particles of maximum energy and the depth of penetration of the particle closed orbits in the target is greater than the amplitude of betatron oscillations of these particles, it must be returned to its previous position. All parti-

² The value $|\dot{x}_{\eta in}| = \delta x_\eta/T$, T is the revolution period.

cles of the beam will have small amplitudes of betatron oscillations and increased energy spread.

Particles with high amplitudes of betatron oscillations start interacting with the target first. Their interaction time is longer and hence the decrease of amplitudes of betatron oscillations is greater.

A target T_2 can be used for damping of the energy spread of particle beams (see Fig. 2). The radial target position must be moved uniformly with a velocity $|v_{T_2}| > |\dot{x}_{\eta in}|$ from outside in the direction of the particle beam being cooled. At the initial moment, the target overlaps only a small part of the particle beam. The degree of overlapping is changed in such a way that particles of maximum energy first come into interaction and then particles of lower energy. When the target reaches the orbit of particles of minimum energy, it must be switched off and returned to the previous position. In this case the difference in duration of interaction and hence in the energy losses of particles having maximum and minimum energies will be large. As a result, all particles will be gathered at the minimum energy in a short time.

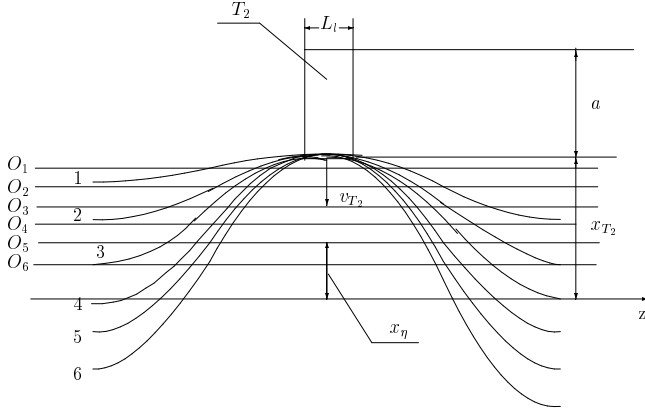


FIG. 2: Scheme of enhanced damping of a particle beam in longitudinal plane. The evolution of the amplitude of betatron oscillations is shown for the target at rest.

The evolution of the amplitude of betatron oscillations and position of the closed orbit of a particle is determined by its energy loss in the target. Contrary to the previous case the energy loss of the particle leads to increase of the amplitude. But in this case the radial velocity of the target displacement $|v_{T_2}| > |\dot{x}_{\eta in}|$ and hence after a short time the particle closed orbit will be deepened into the target to a depth greater than the amplitude of its betatron oscillation and the increase will end.

A. Theory of interaction of particle beams with transversely moving targets

The velocity of a particle orbit \dot{x}_η depends on the probability W of collision of particle and target in one turn. This probability is determined by the distance $x_{T_{1,2}} - x_\eta$

between the edge of the target and the particle closed orbit and on the amplitude of betatron oscillations. Particles interact with the target at every turn ($W = 1$) and their radial velocity reaches the maximum value $\dot{x}_{\eta in}$ when the orbit enters the target at a depth larger than the amplitude of betatron oscillations. In the general case $\dot{x}_\eta = W \cdot \dot{x}_{\eta in}$.

The deviation of a particle from its closed orbit at the location of the target takes on values $x_{\beta n} = A \cos \varphi_n$, where $\varphi_n = 2\pi\nu_x n + \varphi_0$, $n = 1, 2, 3, \dots$. Different values $x_{\beta n}$ in the region $(-A, A)$ will occur with equal probability if $\nu_x \simeq p/q$, $q \gg 1$ (tune is far from forbidden resonances), p and q are integers. The collision of targets and particle beams occur when $x_{\beta n} \leq x_{T_1} - x_\eta$ and $x_{\beta n} \geq x_{T_2} - x_\eta$ or when $\cos \varphi_n \leq \xi_1 = (x_{T_1} - x_\eta)/A$ and $\cos \varphi_n \leq \xi_2 = (x_{T_2} - x_\eta)/A$. These conditions are valid when φ_n are in the range of phases $2\varphi_{T_{1,2}}$, where $\varphi_{T_1} = \pi - \arccos \xi_1$ and $\varphi_{T_2} = \arccos \xi_2$. Particles cross through the target at the range of phases $2\varphi_{T_{1,2}}$ and cross over it at the range of phases $2\pi - 2\varphi_{T_{1,2}}$. The probability can be presented in the form $W = \varphi_{T_{1,2}}/\pi$ and the value $\dot{x}_\eta = \varphi_{T_{1,2}} \cdot \dot{x}_{\eta in}/\pi$, where $\dot{x}_{\eta in} = -\eta_x \beta^{-2} (\overline{P}/\varepsilon)$; η_x is the dispersion function of the storage ring; β , the relative velocity of the particle.

The behavior of amplitudes of betatron oscillations of particles is determined by (9). Particles cross the target at different coordinates $x_{\beta 0}$ in the range of phases $2\varphi_{T_{1,2}}$. That is why the average rate of change of amplitudes $\partial A/\partial x_\eta = -\overline{x_{\beta 0}}/A$, where $-\overline{x_{\beta 0}} = -(1/\varphi_{T_{1,2}}) \int_{a_{1,2}}^{b_{1,2}} A \cos \varphi d\varphi = \pm A \text{sinc } \varphi_{T_{1,2}}$ and $\text{sinc } \varphi_{T_{1,2}} = \sin \varphi_{T_{1,2}}/\varphi_{T_{1,2}}$; the signs $+$ and $-$ are related to the first and second targets. We took into account that the limits of integration $a_{1,2}$ and $b_{1,2}$ depend on the target: $a_1 = \arccos \xi_1 = \pi - \varphi_{T_1}$, $a_2 = 0$, $b_1 = \pi$, $b_2 = \varphi_{T_2}$.

Thus, the cooling processes are determined by the system of equations

$$\frac{\partial A}{\partial x_\eta} = \pm \text{sinc } \varphi_{T_{1,2}}, \quad \frac{\partial x_\eta}{\partial t} = \frac{\dot{x}_{\eta in}}{\pi} \varphi_{T_{1,2}}. \quad (10)$$

From equations (10) and the expression $\partial A/\partial x_\eta = [\partial A/\partial t]/[\partial x_\eta/\partial t]$, it follows:

$$\frac{\partial A}{\partial t} = \frac{\dot{x}_{\eta in}}{\pi} \sin \varphi_{T_{1,2}} = \frac{\dot{x}_{\eta in}}{\pi} \sqrt{1 - \xi_{1,2}^2}. \quad (11)$$

Let the initial closed particle orbits be distributed in a region $\pm \sigma_{\eta,0}$ relative to the location of the middle closed orbit and the initial amplitudes of particle radial betatron oscillations A_0 be distributed in a region $\sigma_{x,0}$ relative to their closed orbits. The spread of closed orbits $\sigma_{\eta,0} = |\eta_x| \beta^{-2} (\sigma_{\varepsilon,0}/\varepsilon)$.

Suppose that the initial spread of amplitudes of betatron oscillations of particles $\sigma_{x,0}$ is identical for all closed orbits of the beam. The velocities of the closed orbits in a target $\dot{x}_{\eta in} < 0$, the transverse velocities of the targets $v_{T_1} > 0$ and $v_{T_2} < 0$. Below, we will use the relative radial velocities of the target displacement

$k_{1,2} = v_{T_{1,2}}/\dot{x}_{\eta in}$, where $v_{T_{1,2}} = dx_{T_{1,2}}/dt$. In our case, $\dot{x}_{\eta in} < 0$, $k_1 < 0$, $k_2 > 1$.

From the definition of $\xi_{1,2}$ we have the relation $x_{\eta} = x_{T_{1,2}} - \xi_{1,2}A(\xi_{1,2})$. The time derivative is $\partial x_{\eta}/\partial t = v_{T_{1,2}} - [A + \xi_{1,2}(\partial A/\partial \xi_{1,2})]\partial \xi_{1,2}/\partial t$. Equating this value to the second term in (10), we obtain the time derivative

$$\frac{\partial \xi_{1,2}}{\partial t} = \frac{\dot{x}_{\eta in}}{\pi} \frac{\pi k_{1,2} - \varphi_{T_{1,2}}}{A(\xi_{1,2}) + \xi_{1,2}(\partial A/\partial \xi_{1,2})}. \quad (12)$$

Using this equation we can transform the first value in (10) to the form $\pm \text{sinc} \varphi_{T_{1,2}}(\xi_{1,2}) = (\partial A/\partial \xi_{1,2})(\partial \xi_{1,2}/\partial t)/(\partial x_{\eta}/\partial t) = (\pi k_{1,2} - \varphi_{T_{1,2}})(\partial A/\partial \xi_{1,2})/[A + \xi_{1,2}(\partial A/\partial \xi_{1,2})] \cdot \varphi_{T_{1,2}}$, which can be transformed to $\partial \ln A/\partial \xi_{1,2} = \pm \sin \varphi_{T_{1,2}}/[\pi k_{1,2} - (\varphi_{T_{1,2}} \pm \xi_{1,2} \sin \varphi_{T_{1,2}})]$. The solution of this equation is

$$A = A_0 \exp \int_{\xi_{1,2,0}}^{\xi_{1,2}} \frac{\pm \sin \varphi_{T_{1,2}} d\xi_{1,2}}{\pi k_{1,2} - (\varphi_{T_{1,2}} \pm \xi_{1,2} \sin \varphi_{T_{1,2}})} = A_0 \sqrt{\frac{\pi k_{1,2} - Z(\xi_{1,2,0})}{\pi k_{1,2} - Z(\xi_{1,2})}}, \quad (13)$$

where the index 0 corresponds to the initial time t_0 , when $\xi_{1,0} = -1$, $\xi_{2,0} = 1$. Substitution $Z = \varphi_{T_{1,2}} \pm \xi_{1,2} \sin \varphi_{T_{1,2}}$ was used above. Substituting the values A and $\partial A/\partial \xi_{1,2}$ determined by (13) in (12), we find the time dependence of the parameter $\xi_{1,2}$

$$t - t_0 = \frac{\pi A_0}{|\dot{x}_{\eta in}|} |\psi(k_{1,2}, \xi_{1,2})|, \quad (14)$$

where $\psi(k_{1,2}, \xi_{1,2}) = - \int_{\xi_{1,2,0}}^{\xi_{1,2}} d\xi_{1,2} A(\xi_{1,2})/A_0 [\pi k_{1,2} - (\varphi_{T_{1,2}} \pm \xi_{1,2} \sin \varphi_{T_{1,2}})]$ or, according to (13),

$$\psi(k_{1,2}, \xi_{1,2}) = \pm \int_{\xi_{1,2,0}}^{\xi_{1,2}} \frac{\sqrt{\pi |k_{1,2}|} d\xi_{1,2}}{|\pi k_{1,2} - (\varphi_{T_{1,2}} \pm \xi_{1,2} \sin \varphi_{T_{1,2}})|^{3/2}}. \quad (15)$$

The time dependence of amplitudes $A[\xi_{1,2}(t)]$ is determined by equations (15), (16). The position of the closed orbit, according to the definition of $\xi_{1,2}$, can be presented in the form

$$x_{\eta}(t) = x_{T_{1,2,0}} + v_{T_{1,2}}(t - t_0) - A[(\xi_{1,2}(t)) \cdot \xi_{1,2}(t)]. \quad (16)$$

Closed orbits of particles having initial amplitudes of betatron oscillations A_0 will penetrate into the target to a depth greater than their final amplitudes of betatron oscillations A_f at a moment $t_f = t_0 + \pi A_0 \psi(k_{1,2}, \xi_{1,2,f})/|\dot{x}_{\eta in}|$, where $\xi_{1,f} = \xi_1(t_f) = 1$, $\xi_{2,f} = \xi_2(t_f) = -1$. During the interval $t_f - t_0$, the targets $T_{1,2}$ will cross a distance $|\Delta x_{T_{1,2,f}}| = |v_{T_{1,2}}|(t_f - t_0) = \pi |k_{1,2}| |\psi(k_{1,2}, \xi_{1,2,f})| A_0$.

The duration of the cycle of the enhanced damping of betatron oscillation amplitudes of a particle beam can be

presented in the form $\tau_{x,\varepsilon}|_{A_0=\sigma_{x,0}} = 2\sigma_{\eta,0}/|v_{T_{1,2}}| + (t_f - t_0)$ or

$$\tau_{x,\varphi} = \frac{2\sigma_{\eta,0}}{|k_{1,2}||\dot{x}_{\eta in}|} + \frac{\pi\sigma_{x,0}|\psi(k_{1,2}, \xi_{1,2,f})|}{|\dot{x}_{\eta in}|} = \frac{2\sigma_{\varepsilon,0}}{\bar{P}} \left[\frac{1}{|k_{1,2}|} + \frac{\pi}{2} R |\psi(k_{1,2}, \xi_{1,2,f})| \right], \quad (17)$$

where $R = \sigma_{x,0}/\sigma_{\eta,0}$.

The ratio of the final to the initial betatron beam size, according to (13), is

$$\frac{\sigma_{x,f}}{\sigma_{x,0}} = \sqrt{\frac{|k_1|}{|k_1| + 1}} < 1, \quad \frac{\sigma_{x,f}}{\sigma_{x,0}} = \sqrt{\frac{k_2}{k_2 - 1}} > 1. \quad (18)$$

Dependencies $|\psi(k_{1,2}, \xi_{1,2,f})|$ and $\Psi(k_{1,2}, \xi_{1,2,f})$ determined from (15) and (19), (30) (see below) and the dependence $|\psi(k_2, \xi_2)|$ on ξ_2 for the cases $k_2 = 1.0$, $k_2 = 1.1$ and $k_2 = 1.5$ are presented in Tables 1 - 5, respectively. The numerical values in these tables permit to analyze the evolution of amplitudes of betatron oscillations and closed orbits in time.

Table 1. The dependencies $|\psi(k_1, \xi_{1,f})|$ and $\Psi(k_1)$.

$ k_1 $	0.00	0.01	0.02	0.04	0.08	0.16	0.32	0.64	1.28	2.56	∞
$ \psi $	∞	2.42	1.93	1.54	1.21	0.94	0.70	0.50	0.32	0.19	0
Ψ	1.00	1.02	1.02	1.00	0.97	0.90	0.79	0.63	0.45	0.28	0

Table 2. The dependencies $|\psi(k_2, \xi_{2,f})|$ and $\Psi(k_2)$.

k_2	1.0	1.01	1.02	1.05	1.1	1.2	1.4	1.8	2.6
$ \psi $	∞	24.38	13.8	6.52	3.71	2.10	1.18	0.65	0.35
Ψ	∞	9.29	6.29	3.6	2.24	1.29	0.67	0.52	0.11

Table 3. The dependence $|\psi(k_2, \xi_2)|_{k_2=1.0}$.

ξ_2	1.0	0.5	0.2	0	-0.2	-0.5	-0.8	-0.9	-1.0
$ \psi $	0	.182	.341	.492	.716	1.393	4.388	10.187	∞

Table 4. The dependence $|\psi(k_2, \xi_2)|_{k_2=1.1}$.

ξ_2	1.0	0.5	0.2	0	-0.2	-0.5	-0.8	-0.9	-1.0
$ \psi $	0	.163	.300	.423	.595	1.033	2.076	2.759	3.710

Table 5. The dependence $|\psi(k_2, \xi_2)|_{k_2=1.5}$.

ξ_2	1.0	0.5	0.2	0	-0.2	-0.4	-0.6	-0.8	-1.0
$ \psi $	0	0.116	0.202	0.273	0.359	0.466	0.602	0.772	0.980

B. A scheme of enhanced damping of betatron oscillation amplitudes of particle beams in storage rings

In the method of enhanced damping of betatron oscillation amplitudes of particle beams in storage rings by a

target T_1 , the transverse betatron beam size is decreased in accordance with (18). The evolution of closed orbits of particles interacting with the target depends on their initial amplitudes of betatron oscillations. First of all the target interacts with particles having the largest initial amplitudes of betatron oscillations and the lowest energies. The position of a closed orbit of these particles is changed by the law (16) up to the moment t_f . For the time $t_f - t_0$ the closed orbit will be displaced relative to its initial position (or the position of particles having the same initial orbit but zero amplitude of betatron oscillations) by the value

$$\Delta x_\eta = -\Psi(|k_1|)A_0, \quad (19)$$

where $\Psi(|k_1|) = 1 + \sqrt{|k_1|/(1+|k_1|)} - \pi|k_1|\psi(|k_1|, \xi_{1,f})$.

The final dispersive beam size is determined by the conditions $A_0 = \sigma_{x,0}$, $\sigma_{\eta,f} \simeq \sigma_{\eta,0} + \sigma_{\eta,0}/|k_1| + |\Delta x_\eta|/2$. It can be presented in the form

$$\sigma_{\eta,f} \simeq \sigma_{\eta,0} \left[\frac{1+|k_1|}{|k_1|} + 0.5\Psi(|k_1|)R \right]. \quad (20)$$

The final energy spread of the beam

$$\sigma_{\varepsilon,f} \simeq \sigma_{\varepsilon,0} \left[\frac{1+|k_1|}{|k_1|} + 0.5\Psi(|k_1|)R \right]. \quad (21)$$

According to (19), (20) and (21), the enhanced damping of betatron oscillation amplitudes of particle beams at $|k_1| \ll 1$ leads to much greater degree of increase of their energy spreads. The degree of the increase is $\sim R$. This means that in this case we have to use a storage ring with low-beta and high-dispersion function at the IR.

According to (18), $\sigma_{x,f}/\sigma_{x,0} = 1/e \simeq 0.368$, if $|k_1| = |k_{1,e}| = 1/(e^2 - 1) \simeq 0.1565$. In this case $\psi(|k_{1,e}|) \simeq 0.95$, $\Psi(|k_{1,e}|) \simeq 0.9$ and

$$\frac{\sigma_{\eta,f}}{\sigma_{\eta,0}} = \frac{\sigma_{\varepsilon,f}}{\sigma_{\varepsilon,0}} \simeq 7.39 + 0.45 \cdot R. \quad (22)$$

The equation (22) is valid if the frequency band

$$\frac{\Delta\omega_{L_1}}{\omega_{L_1}} \geq \frac{2\sigma_{\varepsilon,f}}{\varepsilon} \simeq \frac{2\sigma_{\varepsilon,0}}{\varepsilon} [7.39 + 0.45R]. \quad (23)$$

The non-exponential damping time of the particle beam in the transverse plane, according to (17) and condition $k_1 = k_{1,e}$ can be expressed in the form

$$\tau_x = \frac{2\sigma_{\varepsilon,0}}{P} \left[e^2 - 1 + \frac{\pi}{2} R \psi(k_{1,e}, \xi_{1,f}) \right] \simeq \frac{2\sigma_{\varepsilon,0}}{P} [6.39 + 1.49R]. \quad (24)$$

In this method of cooling the laser beam radius

$$a > 2(\sigma_{\eta,f} + \sigma_{x,f}). \quad (25)$$

C. A scheme of enhanced damping of the energy spread of particle beams in storage rings

In the method of enhanced damping of the energy spread of particle beams in storage rings by a target T_2 , the transverse betatron beam size is increased in accordance with (18). The evolution of closed orbits of particles interacting with the target depends on their initial amplitudes of betatron oscillations. First of all the target interacts with particles having the largest initial amplitudes of betatron oscillations and the highest energies. The position of the closed orbit of these particles x_{η_1} is changed by law (16) up to the time $t = t_f$. At the same time closed orbit x_{η_2} of particles having the same maximum energy but zero amplitudes of betatron oscillations is at rest up to the moment $t_{0_2} = t_0 - \sigma_{x,0}/v_{T_2}$. The orbit x_{η_1} is displaced relative to the orbit x_{η_2} by the value $\Delta x_{\eta_{1-2}} = x_{\eta_1} - x_{\eta_2} < 0$. At the moment t_{0_2} , when $x_{\eta_2} = x_{T_2} = x_{T_{2,0}} - \sigma_{x,b,0}$, this value reaches the minimum

$$\Delta x_{\eta_{1-2}}(t_{0_2}) = -\xi_2(t_{0_2}) \cdot \sigma_{x,b}(t_{0_2}) < 0, \quad (26)$$

where the parameter $\xi_2(t_{0_2})$, according to (14) and the condition $|v_{T_2}|(t_{0_2} - t_0) = A_0 = \sigma_{x,0}$, will be determined by the equation $\psi[k_2, \xi_2(t_{0_2})] = 1/\pi k_2$. The value $\xi_2(k_2, t_{0_2})|_{k_2 \simeq 1} \simeq 0.22$ (see Tables 3-5), according to (13), the value $\sigma_{x,b}(t_{0_2}) = 1.26\sigma_{x,0}$ and hence the distance $|\Delta x_{\eta_{1-2}}(t_{0_2})| \simeq 0.28\sigma_{x,0}$.

The closed orbit of particles x_{η_2} in the interval $t_{0_2} < t \leq t_f$ is changed by the law $x_{\eta_2} = x_{T_{2,0}} - \sigma_{x,0} + \dot{x}_{\eta, in}(t - t_{0_2})$ and the distance

$$\Delta x_{\eta_{1-2}} = \frac{k_2 - 1}{k_2} (A_0 - \Delta x_{T_2}) - \xi_2 A_0, \quad (27)$$

where $\Delta x_{T_2} = |v_{T_2}|(t - t_0) = \pi k_2 \psi(k_2, \xi_2) \sigma_{x,0}$ is the current displacement of the target.

If $t > t_f$, $A_0 = \sigma_{x,0}$, the value $\xi_2 = \xi_{2,f} = -1$, $\Delta x_{T_2} = \Delta x_{T_{2,f}} = \pi k_2 \psi(k_2, \xi_{2,f}) \sigma_{x,0}$, $\sigma_{x,f}/\sigma_{x,0} = \sqrt{k_2/(k_2 - 1)}$, the value (27) reaches the maximum

$$\Delta x_{\eta_{1-2}}|_{t > t_f} = \left[\frac{k_2 - 1}{k_2} + \sqrt{\frac{k_2}{k_2 - 1}} - \pi(k_2 - 1)\psi(k_2, \xi_{2,f}) \right] \sigma_{x,0} > 0. \quad (28)$$

Broadening of spreads of closed orbits in a storage ring in the process of longitudinal cooling (28) is caused by the finite spread of amplitudes of betatron oscillations in a monoenergetic beam of particles. If the beam has an initial energy spread $\sigma_{\varepsilon,0}$, dispersive size $\sigma_{\eta,0}$, and the particles of the beam have no betatron oscillations, its dispersion beam size will be decreased to the value

$$\sigma'_{\eta,f} = \frac{(k_2 - 1)}{k_2} \sigma_{\eta,0}. \quad (29)$$

The final dispersive size of the beam $\sigma_{\eta,f}$ can be expressed in the form $\sigma_{\eta,f} = \sigma'_{\eta,f} + 0.5\Delta x_{\eta_{1-2}}|_{t > t_f}$ or

$$\sigma_{\eta,f} = \sigma_{\eta,0} \left[\frac{k_2 - 1}{k_2} + 0.5R\Psi(k_2) \right], \quad (30)$$

where $\Psi(k_2) = (k_2 - 1)/k_2 + \sqrt{k_2/(k_2 - 1)} - \pi(k_2 - 1)\psi(k_2, \xi_{2,f})$. The final energy spread of the beam

$$\sigma_{\varepsilon,f} \simeq \sigma_{\varepsilon,0} \left[\frac{k_2 - 1}{k_2} + 0.5R\Psi(k_2) \right]. \quad (31)$$

The value $\sigma_{\eta,f}(k_2)/\sigma_{\eta,0} = 1/e$ if $k_2 = k_{2,e}$, where, according to (31), $k_{2,e}$ is determined by the equation $(k_{2,e} - 1)/k_{2,e} + 0.5R\Psi(k_{2,e}) - 1/e = 0$. The value $\Psi(k_2)|_{k_2 > 1.3} < 1$ (see Table 2). That is why the value $k_{2,e}|_{R \ll 1} = e/(e - 1) \simeq 1.58$. The degree of heating is $\sim R$. This means that in this case we have to use a storage ring with low-beta and high-dispersion function at the IR.

The movement of the target T_2 is much faster than target T_1 if $k_2 \gg |k_1|$.

The non-exponential damping time of the particle beam in the longitudinal planes, according to (17) and the conditions $R \ll 1$, $k_2 = k_{2,e}$, can be presented in the form

$$\tau_\varepsilon|_{R \ll 1} = \frac{2\sigma_{\varepsilon,0}}{k_{2,e}\overline{P}} = \frac{2\varepsilon}{J_\varepsilon\overline{P}} = \frac{1.26\sigma_{\varepsilon,0}}{\overline{P}}, \quad (32)$$

where $J_\varepsilon = k_{2,e}\varepsilon/\sigma_{\varepsilon,0}$.

In considered schemes of enhanced damping of particle beams by moving targets, according to (18), (20), (21), (30), (31), there is a significant decrease of emittances in one plane and the same or higher increase of the emittances in another plane. Four- and six-dimensional phase space volumes occupied by beams (emittances) are not decreased. External selectivity of interaction of homogeneous moving targets with particle beams in storage rings have not lead to enhanced cooling of particle beams in spite of we used friction for beam manipulations³.

IV. ENHANCED COOLING OF ION BEAMS IN STORAGE RINGS BEYOND THE ROBINSON'S DAMPING CRITERION.

Below three examples demonstrate fast laser cooling of ion beams beyond the Robinson's damping criterion. Internal ion selectivity and Rayleigh scattering are used.

1) Monochromatic laser beam target with scanning frequency is used when the RF system of the storage ring is switched off (RF buckets, linear dependence $\overline{P}(\Delta\varepsilon)$ and stationary conditions are absent) [15]-[22]. The laser beam overlaps the ion beam. Not fully stripped (electronic transitions) or naked (nuclear transitions) ions interact with the homogeneous counter-propagating laser beam at resonance energy, decrease their energy in the process of the laser frequency scanning until all of them

reach the minimum energy of ions in the beam. At this frequency the laser beam is switched off. The higher the energy of ions, the earlier they start interacting with the laser beam, the longer the time of interaction. Ions of minimum energy do not interact with the laser beam at all. Cooling is available.

2) Ion and broadband laser beams interact in a straight section of a storage ring. The laser beam is homogeneous in limits of the ion-laser beam IR and has sharp frequency edges. The frequency band of the laser beam is sufficient for all ions to interact with the laser beam. The RF system of the storage ring is switched off (violations of conditions 1, 2). The minimum initial energy of ions corresponds to interaction with laser beam photons of high-frequency edge. Ions decrease their energy until all of them reach the minimum energy of ions in the beam. Cooling is available.

In these examples the energy spread of the beam is decreased by a non-exponential law to a small value limited by quantum processes of Rayleigh scattering. The damping time is determined by (7). Both non-exponential and exponential damping times (7) are $\varepsilon/4\sigma_{\varepsilon,0} \sim 10^2 \div 10^3$ times shorter than damping time (6) for radiative ion cooling if scattered powers are the same⁴.

3) Ion and broadband laser beams interact in a straight section of a storage ring. The laser beam is homogeneous in limits of the ion beam and has sharp frequency edges. The RF system of the storage ring is switched on. The synchronous energy of ions corresponds to interaction with photons of high-frequency edge of the laser beam. The spectral intensity of the laser beam is linearly decreased from a maximum at the low-frequency edge to zero at the high-frequency edge. The power of the scattered radiation depends on the ion energy according to the law: $\overline{P} = \langle P_{max} \rangle [(\varepsilon - \varepsilon_s)/\sigma_{\varepsilon,0}]$ at $\varepsilon_s < \varepsilon < \varepsilon_s + \sigma_{\varepsilon,0}$ and $\overline{P} = 0$ at $\varepsilon < \varepsilon_s$, where $\overline{P}_{max} = \overline{P}(\varepsilon - \varepsilon_s = \sigma_{\varepsilon,0})$. A discontinuity in the rate of energy loss was introduced: ions with an energy more than the synchronous energy interact with the laser beam and ions with less energy do not. Cooling is available.

In this case, a synchronous ion does not lose energy. There is no friction and antidamping of synchrotron oscillations at the energy $\varepsilon < \varepsilon_s$ and there is damping at the energy $\varepsilon > \varepsilon_s$. The minimum damping time will be determined by (7) if we accept $\overline{P}_s = \overline{P}_{max}$.

These methods work longitudinally. The emittance exchange through a synchro-betatron resonance [23] or dispersion coupling by a wedge-shaped target [9], [10], [24, 25, 26, 27] or by a moving broadband laser target [13] (see Appendix 1) can be used for damping in the transverse plane.

³ Sometimes terms "cooling in one plane" and "heating in another one" are used [10] - [13]. These terms mislead real cooling.

⁴ Exponential damping leads to decrease of the beam dimension $e \simeq 2.7$ times for one damping time while non-exponential damping leads to much greater decrease and much faster cooling.

V. ENHANCED OPTICAL COOLING OF PARTICLE BEAMS BEYOND THE ROBINSON'S DAMPING CRITERION

In sections 3,4 we considered different schemes in search of versions of enhanced cooling beyond conditions used in the proof of the Robinson's damping criterion. Such schemes was found for ion beams. They are based on ion internal selectivity. We made sure that based on friction external selectivity of interaction of a moving target T_2 with a particle beam in a storage ring do not lead to enhanced cooling of the beam if the approximation $|\delta x_\eta| \ll \sigma_{x,0}$ is used. With the framework of the above approximation particles are deepened in the target to the depth larger then their amplitudes of betatron oscillations for many turns, interact with the target for this time at the deviations from the closed orbit x_{b0} of one sign and, according to (9), receive for this time the unwanted increase of betatron amplitudes⁵. The beam behavior under these conditions stay look like Liouville's theorem is applicable.

We can choose conditions when particles are deepened in the target to the depth larger then their amplitudes of betatron oscillations for one turn and interact with the target at deviations from their closed orbits of alternate signs. But these conditions do not lead to cooling as well (see Appendix 2).

The enhanced cooling of muon, electron, proton and ion beams can be realized if a tracking system is used to follow particles and control system produce energy jumps for the given particle at a proper time. The corresponding scheme can use pairs of successive interactions with targets at deviations $x_{\beta_1} = -x_{\beta_2} \simeq A > 0$. A change of the energy of particles in this scheme, according to (9), do not lead to change of its betatron amplitude. Such scheme based on undulators, optical and laser systems is discussed below.

Three identical undulators are installed in straight sections of a storage ring with high-dispersion and low-beta functions. They are located in sequence at a distance determined by a phase advance $\Delta\varphi_\beta = 2\pi p + \pi$ for the lattice segment, where p is a whole number. Particle emit undulator radiation (UR) in the first undulator. This radiation pass through an optical system including movable screens located in the image planes of the particle beam. Light emitted from different parts of the beam can be controlled by moving screens. Screens can either absorb the light or pass it through. Then the past light is amplified and pass through the second and third undulators together with the particle. Every particle loses its en-

ergy in the overlapped fields of the amplified UR and the next pair of undulators if definite phase conditions are fulfilled in the optical system. The deviations x_β of the particle in the second and third undulators will be equal by the value and will have different signs. Amplitudes of betatron oscillations will not be excited and the energy spread will be decreased. Enhanced cooling is available.

The amplified radiation emitted by a particle interact only with this particle if the average distance between particles is less than the length of the emitted UR wavelets $K\lambda$, where K is the number of the undulator periods; λ , the laser wavelength. Under these conditions the energy jumps of particles are not accompanied by stochastic excitation of theirs betatron oscillations. Motion of a screen in the optical system is equivalent to motion of targets T_1, T_2 in the schemes considered in the section 3. It means that using the analogy of pair of laser targets T_2 in the optical scheme of cooling leads to cooling in the longitudinal plane and using one laser target T_1 leads to the emittance exchange. Using both a pair of laser targets T_2 and a laser target T_1 simultaneously leads to 4-dimensional optical cooling of particle beams.

Enhanced optical cooling in a RF bucket with a damping time of the order of (7) can be realized as well.

Laser and optical systems in the considered scheme of cooling are similar to optical systems in the scheme of the optical stochastic cooling [28].

Appendix 1

Below a fast laser cooling of ion beam both in transverse and longitudinal planes is considered when moving laser beam target T_1 is used (see section 3). The laser beam have sharp high-frequency edge. The edge correspond to the minimum energy of the being cooled ion beam at the finish of the transverse cooling when the beam has the energy spread (22). The RF system of the storage ring is switched off. Enhanced transverse damping of ion betatron oscillations is used first.

The transverse betatron beam size and damping time are determined by (18) and (24). After finishing the process of transverse damping of betatron oscillations the laser beam is stopped and keep the position for a longitudinal damping time

$$\tau_\varepsilon = \frac{2\sigma_{\varepsilon,f}}{P}. \quad (33)$$

Meantime ions will be gathered at the minimum energy and the beam will be cooled both in the transverse and longitudinal planes.

We can decrease the value of the longitudinal laser heating, transverse and longitudinal damping times of the ion beam and keep the degree of the transverse laser cooling if we decrease the frequency band to the value

$$\frac{\Delta\omega_{L1}}{\omega_{L1}} \simeq \frac{2\sigma_{\varepsilon,0}}{\varepsilon} [1 + 0.5\Psi(|k_1|)R] |_{k_1=k_{1,e}} \simeq$$

⁵ This interaction is similar to interaction of ions and monochromatic laser beams with scanning frequency (see above). However, in the last case laser beams overlap being cooled ion beams, interaction occur at the deviations from their closed orbits of different signs and leads to a weak stochastic excitation of betatron oscillations.

$$\frac{2\sigma_{\varepsilon,0}}{\varepsilon} [1 + 0.45R]. \quad (34)$$

In this case, ions of a monoenergetic beam interact with the narrowband laser beam, according to (21), obtain a spread of the closed orbits $\delta\sigma_{\eta,f} = 0.5\Psi(|k_1|)\sigma_{x,0}$ and an energy spread

$$\delta\sigma_{\varepsilon} = \frac{\beta^2\varepsilon\delta\sigma_{\eta,f}}{\eta_x} = \frac{\beta^2\varepsilon\Psi(|k_1|)\sigma_{x,0}}{2\eta_x}. \quad (35)$$

If the laser high-frequency edge corresponds to a minimum decreased ion energy, the ions will be in time to be cooled in the transverse plane and stop interaction with the laser beam at this energy. To cool the monoenergetic ion beam, the laser beam must have the frequency band $\delta\omega_{L_1}/\omega_{L_1} = 2\delta\sigma_{\varepsilon}/\varepsilon$. If the ion beam is not monoenergetic, the laser beam must have the increased frequency band (34). Then, the initial closed orbits of ions will be located higher than the boundary orbit corresponding to the maximum frequency of the laser beam and the final energy spread of the ion beam after a damping of its transverse emittance will be equal to

$$\sigma_{\varepsilon,f} = \sigma_{\varepsilon_0} + \delta\sigma_{\varepsilon} = \sigma_{\varepsilon,0} [1 + 0.5\Psi(|k_1|)R] |_{k_1=k_{1,e}} = \sigma_{\varepsilon_0}(1 + 0.45R). \quad (36)$$

In this case the expression (33) is valid.

Example

Below we consider a combination of methods for cooling of N-like Xenon ions ($^{129}_{54}\text{Xe}^{47+}$) in the RHIC storage ring when the transition between the ground state $(2s^22p^3)^4S_{3/2}$ and the excited state $(2s^22p^4)^4P_{3/2}$ is used. The RF acceleration system of the RHIC storage ring is switched off. Enhanced ion beam cooling transversely and fast cooling longitudinally by a homogenous broadband laser with sharp high-frequency edge is used.

Ion properties

Degeneracy factors	$g_1 = g_2 = 4$
Transition energy	$\hbar\omega_{tr} = 608.44$ eV
Wavelength	$\lambda_{tr} = 2.04 \cdot 10^{-7}$ cm
Oscillator strength	$f_{12} = 8.9 \times 10^{-2}$
Natural line width	$\Delta\omega_{tr}/\omega_{tr} = 1.58 \cdot 10^{-6}$
Decay length	$c\tau = 2g_1f_{1,2}r_e\omega_{tr}^2/g_2 = 2$ cm

Machine parameters

Circumference	$C = 3.8$ km
Relativistic factor	$\gamma = 97$
Energy	$\varepsilon = 1.18 \cdot 10^{13}$ eV
Energy spread	$2\sigma_{\varepsilon,0} = 4.72 \times 10^9$ eV
Relative energy spread	$2\sigma_{\varepsilon,0}/\varepsilon = 4 \times 10^{-4}$
Emittance	$\epsilon_x = 4 \times 10^{-7}$ m-rad
β -function	$\beta_x = 1$ m
Dispersion function at the IR	$\eta_x = 5$ m.

Parameters of the laser beam T_1

Wavelength	$\lambda_{L_1} = 3954$ Å
Intensity	$I_{L_1} = 1.16 \times 10^6$ W/cm ²
Saturation parameter	$D = 10^{-2}$
Bandwidth	$\Delta\omega_{L_1}/\omega_{L_1} = 9.7 \cdot 10^{-4}$
Intraresonator power	$P_{L_1} = 2\pi\sigma_{L_1}^2 I_{L_1} \simeq 0.45$ MW
RMS radial beam size	$\sigma_{L_1} = 2.5$ mm
Rayleigh length	$z_R = 4\pi\sigma_{L_1}^2/\lambda_{L_1} \simeq 20.8$ m
Interaction length	$l_{int} = 10$ m.

The required power of the laser beam should be feasible to obtain with a free electron laser in an intracavity configuration [8]⁶ or with a conventional laser using a high-finesse ($\sim 10^4$) optical resonator [7]⁷.

In this case the RMS dispersion beam size $2\sigma_{\eta,0} = 2$ mm, RMS betatron beam size $\sigma_{x,0} = 0.632$ mm, $R = 3.16$, the saturation intensity $I_{sat} = [g_1/(g_1 + g_2)](2\pi\hbar\omega_{tr}/\gamma^2\lambda_{tr}^3) (\Delta\omega_L/\omega_L) \simeq 2.87 \times 10^8$ W/cm²; the power of the radiation scattered by ion $\bar{P} = 2\gamma^2 l_{int} P_L \bar{\sigma}_R / (1 + D) C S_{eff} = 8.79 \cdot 10^{-10}$ W = $5.49 \cdot 10^9$ eV/sec $\simeq 6.95 \cdot 10^4$ eV per turn; the effective area of the interaction region of laser and ion beams $S_{eff} = 2\pi(\sigma_L^2 + \sigma_{x,0}^2) = 0.42$ cm²; the Rayleigh scattering cross-section $\bar{\sigma}_R = \pi f_{12} r_e \lambda_{tr} \omega_L / \Delta\omega_L = 6.434 \cdot 10^{18}$ cm²; $r_e = e^2/mc^2$ [8]. The bandwidth of the laser beam is in accordance with (34).

For these parameters of ion and laser beams, the velocity of the closed orbit of an ion in the laser beam $\dot{x}_{\eta in} = \eta_x \bar{P} / \varepsilon = 0.233$ cm/sec, the average energy of the scattered photons is $< \hbar\omega^s > = 59.0$ keV, $|k_1| = 0.1565$, the velocity of the laser beam $v_{T_1} = 3.64 \cdot 10^{-2}$ cm/sec, $\sigma_{x,f} = 0.232$ mm, $2\sigma_{\varepsilon,f} = \varepsilon(\Delta\omega_L/\omega_L) = 1.14 \cdot 10^{10}$ eV, $2\sigma_{\eta,f} = 4.85$ mm, $2\sigma_f < a = 2\sigma_{L_1}$.

In this case, according to (24), the transverse damping time $\tau_x = 9.54$ sec. For this time, the ion beam, according to (38), accepts an energy spread $2\sigma_{\varepsilon,f} \simeq 1.142 \cdot 10^{10}$ eV. Then, according to (33), (36), the longitudinal damping time $\tau_{\varepsilon} \simeq 2.1$ sec.

The degree of the reduction in the dispersion beam radius in the non-exponential longitudinal cooling of the ion beam in the last case can be very small ($\sigma_{\eta,f}/\sigma_{\eta,0} \ll 1$). It depends on the sharpness of the high frequency edge of the laser beam and quantum processes⁸.

To increase the degree of damping of betatron oscillations in the transverse plane we can use a target moving back and forth between outside orbit of the beam to inside one. A phase displacement mechanism or eddy electric fields can be used for the recovery of the ion beam energy and production of the next cooling cycle.

⁶ At present such lasers are in operation [29] - [30].

⁷ Finesse of $1.9 \cdot 10^6$ was reported near $\lambda = 850$ nm in [31].

⁸ The energy spread of the being cooled ion beam is limited by quantum processes of Rayleigh scattering to the value $\sigma_{\varepsilon,q} \simeq 2 < \hbar\omega^s > = 118$ keV.

Note that the damping time of the same beam in the conventional scheme, according to (6), is $\tau_x = \tau_y \simeq \tau_\varepsilon \simeq 4.3 \cdot 10^3$ sec, i.e., $\sim 10^3$ times higher⁹.

Cooling of the beam in the longitudinal plane can be performed by a monochromatic laser beam with a scanning frequency for the time determined by (33), which is $\tau_\varepsilon \ll \tau_x$. It can be located in another straight section of the storage ring. Unfortunately, using of the optical resonator in this case (laser beam with a scanning frequency) has problems.

In the method of enhanced radiative ion cooling, the laser beam does not have a sharp edge. Since the intensity of the beam is changed with the displacement of the ion orbits to the laser beam center, the laser beam will be similar to the wedge-shaped target. Such targets when they are at rest decrease the amplitudes of ion betatron oscillations in the case of the target T_1 and increase them in the case of the target T_2 in lesser degree than the targets with sharp edges. This means that the requirements for sharpness of the laser target T_1 are not strong. A system of lasers can be used to increase the sharpness of the effective composite laser beam. For example, we can use in the considered example a third laser beam of the same maximum intensity as the first one with the dimension $\sigma_{L_3} \simeq \sigma_{L_1}/4$ intersecting the ion beam at a third straight section of the storage ring with the displacement $2\sigma_{L_1}$ relative to the radial position of the first laser.

Schemes of six-dimensional cooling in the RF bucket can be suggested as well.

Appendix 2

Below we consider two schemes of emittance exchange for muon beams. Moving material targets are used. The RF system of storage ring is switched off.

1. Moving flat target T_2 is used. The tune of the ring is near to half-integer resonance $\nu_x = p + 1/2$, p is a whole number), the relative velocity

$$k_2 = \frac{|v_{T_2}|}{|\dot{x}_{\eta in}|} = \frac{|v_{T_2}|T}{|\delta x_\eta|} > 2 + \frac{\sigma_{x,0}}{|\delta x_\eta|}. \quad (37)$$

In this case muons are deepened in the target to the depth larger than their amplitudes of betatron oscillations for one turn and interact with the target at deviations from their closed orbits of alternate signs. Muons having zero initial amplitudes of betatron oscillations obtain amplitudes $A = |\delta x_\eta|$ after the first crossing the target and lose them after the second one (at this moment

their position is displaced at a distance $2|\delta x_\eta|$ to a new position of their closed orbit). The initial phase space area occupied by the muon beam in the transverse plane will be splitted by 2 parts at the overlapped parts of the beam in the longitudinal plane. Central muons in one part of these regions corresponding to certain closed orbit will be at rest (even crossings the target) and central muons in the other part will be displaced to the value $|\delta x_\eta|$ (odd crossings the target). After the interaction with the target muon beam will be compressed in the longitudinal plane and decompressed in the transverse one under conditions of the emittance exchange as the condition (37) leads to non-permissible strong excitation of betatron amplitudes.

We can use a sequence of even number of flat moving targets N_T . Targets have to locate in sequence at a distance determined by a 180° phase advance for the lattice segment. Thicknesses of targets is N_T times less than in case of one target in the ring considered above. In this case the jump of closed orbits at the exit of the target and the corresponding degree of excitation of amplitudes of betatron oscillations will be 2 times less than for one target with N_T times larger thickness. This scheme leads to the emittance exchange as well.

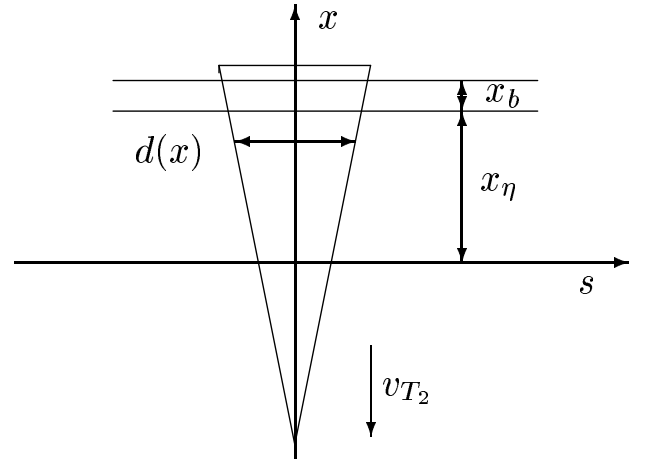


FIG. 3: Scheme of the enhanced emittance exchange for muon beam.

2. A moving wedge-shaped target overlap the muon beam (see Fig.3). In this case, according to (8), the amplitude of betatron oscillations is changed by the low

$$A_n^2 = A_0^2 + \sum_{i=1}^n [(x_{\beta i-1} - \delta x_{\eta i})^2 - (x_{\beta i-1})^2], \quad (38)$$

where n is the number of muon crossings of the target; $x_{\beta i} = -x_{\beta i-1} + \delta x_{\eta i}$; $\delta x_{\eta n} = \dot{x}_{\eta in}T = -\eta_x(\Delta\varepsilon_n^{loss}/\varepsilon\beta^2)$; the muon energy loss per turn

$$\Delta\varepsilon^{loss} = \frac{d\varepsilon^{loss}}{dx}d_n, \quad (39)$$

⁹ In this scheme a broadband laser beam overlaps an ion beam, all ions interact with the laser beam independently of their energy and amplitude of betatron oscillations [8], [32]-[34]. The physics of radiative ion cooling is similar to SR damping.

$d_n = d_0 + \sum_{i=1}^n \delta x_{\eta i} + d' v_{T_2} T n + d' (x_{\eta n} + x_{\beta n})$, the thickness of the target; d_0 , the thickness of the target at reference orbit of the ring; $d' = \partial d / \partial x$, the slope of the target.

The evolution of the energy spread of the muon beam is determined by a change of the difference $\Delta\varepsilon$ between energies of two muons having equal longitudinal coordinates, amplitudes A and deviations x_β of betatron oscillations from their closed orbits. According to (34) the change of this difference per turn is equal

$$\delta(\Delta\varepsilon) = \frac{d\varepsilon^{loss}}{dx_\eta} \delta x_\eta = \frac{d' \eta_x}{\varepsilon \beta^2} \frac{d\varepsilon^{loss}}{dx} \Delta\varepsilon. \quad (40)$$

We neglected the dependence of the power loss on muon energy. According to (40) the energy spread is damped by the low

$$\Delta\varepsilon = \Delta\varepsilon_0 e^{n/n_c}, \quad (41)$$

where the decrement $n_c^{-1} = (d' \eta_x / \varepsilon \beta^2) (d\varepsilon^{loss} / dx)$ does not depend on the target velocity as difference in thickness of the target at different deviations $x = x_\eta + x_\beta$ and at given moment does not depend on the target velocity.

According to (38) the rate of the square of the betatron amplitude change

$$A_{n+1}^2 - A_n^2 = -$$

$$\frac{2\eta_x}{\beta^2 \varepsilon} \frac{\Delta\varepsilon^{loss}}{dx} [d_0 + d' v_{T_2} T n + d' (x_{\eta n} + x_{\beta n})] x_{\beta n}. \quad (42)$$

If $v_{T_2} = 0$, the tune ν_x is far from integer and half integer resonance, the average value $\langle x_\beta^2 \rangle = A^2/2$, $dA^2/dn = A_{n+1}^2 - A_n^2$ the Eq.(42) transforms to

$$\frac{dA^2}{dn} = -\frac{d' \eta_x}{\varepsilon \beta^2} \frac{d\varepsilon^{loss}}{dx} A^2 = -n_c^{-1} A^2. \quad (43)$$

The solution of this equation has the form

$$A^2 = A_0^2 e^{-n/n_c}. \quad (44)$$

Values (41), (44) are proportional to longitudinal and transverse emittances. Their product is proportional to four-dimensional emittance. It is a constant. Wedge shape target at rest does not lead to cooling. This consequence stay in agreement with [9].

If $v_{T_2} \neq 0$, the difference $A_{n+1}^2 - A_n^2$ in (42) has irregular jumps (the value $x_{\beta n}$ has jumps by value and sign) and that is why it can not be transformed to differential equation. Exception is for resonance conditions.

Further we will consider a perfect storage ring with zero stop band width at half integer resonance. In this case the differences $A_{n+2}^2 - A_n^2$ have the same sign and

the evolution of muon betatron amplitude considered after even number of revolutions can be described by the equation

$$\frac{dA^2}{dn} = -\frac{2d' \eta_x}{\varepsilon \beta^2} \frac{d\varepsilon^{loss}}{dx} [v_{T_2} T x_{\beta n} + x_{\beta n}^2], \quad (45)$$

where values $x_{\beta n}$ refer to odd turns and that is why have the same sign. Values $x_{\beta n} = \sqrt{A^2 - (\dot{x}_{\beta n} / \omega_\beta)^2} = A \cos \varphi_{\beta 0}$, $\dot{x}_{\beta n} = \dot{x}_{\beta 0} = const$, $dA^2 = dx_{\beta n}^2$. That is why the Eq.(45) can be presented in the form

$$\frac{dx_{\beta n}}{dn} = -\frac{d' \eta_x}{\varepsilon \beta^2} \frac{d\varepsilon^{loss}}{dx} [v_{T_2} T + x_{\beta n}], \quad (46)$$

The solution of this equation is

$$x_{\beta n} = -v_{T_2} T + (x_{\beta 0} + v_{T_2} T) e^{-n/n_c}, \quad (47)$$

where $x_{\beta 0} = \sqrt{A_0^2 - \dot{x}_{\beta 0}^2 / \omega_\beta^2}$, A_0 is the initial amplitude.

The solution of the Eq.(45) has a non-exponential form

$$A = \sqrt{\frac{\dot{x}_{\beta 0}^2}{\omega_\beta^2} + [-v_{T_2} T + (x_{\beta 0} + v_{T_2} T) e^{-n/n_c}]^2}, \quad (48)$$

According to (47), (48) the behavior of the muon depends both on the target velocity and initial conditions. The shape of the region occupied by the beam on the plane (x_β, \dot{x}_β) is changed from a circle to an ellipse. At the moment of crossing the target the dimension of the axis of the ellipse in the direction \dot{x}_β is not changed but the dimension of the axis of the ellipse in the direction x_β is decreased ($n_c < 0, d' > 0$) or increased ($n_c > 0, d' < 0$). The center of muon oscillations is displaced to the point $(x_{\beta 0} = -v_{T_2}, \dot{x}_{\beta 0} = 0)$.

The volume element in the transverse phase space $\Delta x_\beta \cdot \Delta \dot{x}_\beta = \Delta x_{\beta 0} \cdot \Delta \dot{x}_{\beta 0} \exp(-n/n_c)$. From this and (41) we come to the emittance exchange again.

Not that the behavior of the amplitude in this case do not determine the density of the muon beam on the phase plane.

Schemes based on cooling in RF bucket and using motionless or moving targets with more complicated non-linear dependence of thickness on coordinate x can be considered as well¹⁰.

VI. CONCLUSION

In this paper we pointed out limits of applicability of the Robinson's damping criterion. New schemes of six-

¹⁰ The damping in the RF bucket is available simultaneously both in the energy spread and amplitude of synchrotron oscillations.

dimensional enhanced cooling of ion beams based on internal selectivity beyond the criterion are developed. Enhanced optical cooling based on external selectivity was suggested to cool muon, electron, proton and ion beams. Using external selectivity for emittance exchange is dis-

cussed.

Author thanks A.M.Sessler and Robert Palmer for useful discussion and acknowledges the support of this work by the RFBR under Grant No 02-02-16209.

-
- [1] K.W.Robinson, Phys. Rev., 1958, v.111, No 2, p.373.
- [2] A.A.Kolomensky and A.N.Lebedev, CERN Symposium 1, 447, Geneva (1956); Nuovo Cim. Suppl., v.7, 43 (1958); Theory of Cyclic Accelerators. North Holland Publ., C^0 , 1966.
- [3] A.A.Kolomensky, Atomnaya energiya, v.19, p.534, (1965).
- [4] H.Wiedemann, Particle Accelerator Physics I and II (Springer-Verlag, New York, 1993).
- [5] H.Bruck, Accelérateurs Circulaires de Particules, Institut National des Sciences at Techniques Nuclearies Saclay, Press Universitaires de France, 1966.
- [6] V.I.Smironov, Kurs vyshei matematiki, vol.3, part 2, GITTL, Moscow, 1951.
- [7] Zh. Huang, R.D.Ruth, Phys. Rev. Lett., v.80, No 5, 1998, p. 976.
- [8] E.G.Bessonov and Kwang-Je Kim, Preprint LBL-37458 UC-414, 1995; Phys. Rev. Lett., 1996, vol.76, p.431.
- [9] D.Neuffer, Particle accelerators, V.14, p.75, 1983.
- [10] D.V.Neuffer, Nucl. Instr. Methods, 1994, v.A350, p.24.
- [11] E.G.Bessonov, Proceedings of the International Advanced ICFA Beam Dynamics Workshop on Quantum Aspects of Beam Physics, October 15-20, 2000. Capri, Italy, World Scientific, Ed. Pisin Chen, p.113; <http://xxx.lanl.gov/abs/physics/0001067>, 31p.
- [12] E.G.Bessonov, Report at ICFA2001 WS, Stony Brook, NY, USA, 2001; Published in: physics/0111184, physics/0202040.
- [13] E.G.Bessonov, Proc. 18th Int. Conf.on High Energy Accelerators, HEACC 2001, March 26-30, 2001, Tsukuba, Japan, <http://conference.kek.jp/heacc2001/Proceeding-sHP.html> (P2new11); physics/0203036.
- [14] I.Lauer, U.Eisenbarth, M.Grieser, R.Grimm, P.Lenisa, V.Luger, T.Schatz,U.Schramm, D.Schwalm, M.Weidemüller, Phys. Rev. Lett., v.31, No 10, p.2052, 1998.
- [15] P.J.Channel, J. Apply Physics, v. 52(6), p.3791 (1981).
- [16] L.D.Selvo, R.Bonifacio, W.Barletta, Optics Communications, v.116, (1995), p.374.
- [17] S.Shröder, R.Clein, N.Boos, et al., Phys. Rev. Lett., v. 64, No 24, p.2901 (1990).
- [18] J.S.Hangst, M.Kristensen, J.S.Nielsen O.Poulsen, J.P. Schifter, P.Shi, Phys. Rev. Lett., v. 67. 1238 (1991).
- [19] J.S.Hangst, K.Berg-Sorensen, P.S.Jessen, et al., Proc. IEEE Part. Accel. Conf., San Francisco, May 6-9, NY, 1991, v.3, p.1764.
- [20] D.Habs, V.Balykin, M.Griezer, R.Grimm, E.Jaeshke, M.Music, W.Petrich, D.Schwalm, A.Wolf, G.Huber, R.Neumann, Proc. of the Workshop on Electron Cooling and New Techniques, Lengardo, Padova - Italy, 1990, World Scientific, p.122.
- [21] W.Petrich, M.Grieser, R.Grimm, A.Gruber, D.Habs, H.-J.Miesner, D.Schwalm, B.Wanner, H.Wernoe, A.Wolf, R.Grieser, G.Huber, R.Klein, T.Kuhl, R.Neumann, S.Shröder, Phys. Rev. A, v.48, No 3, 1993, p.2127.
- [22] J.S.Hangst, J.S.Nielsen, O.Poulsen, P.Shi, J.P.Shiffer, Phys. Rev. Lett., v.74, No 22, p.4432 (1995).
- [23] H.Okamoto, A.M.Sessler, and D.Möhl, Phys. Rev. Lett. **72**, 3977 (1994).
- [24] O'Neil G., Phys. Rev., 102, 1418 (1956);
- [25] A.Shoch, Nucl. Instr. Meth, v.11, p.40 (1961).
- [26] W.A.Barletta, A.M.Sessler, Nucl. Instr. Methods, 1994, v.A350, p.36.
- [27] D.V.Neuffer, Nucl. Instr. Methods, 1994, v.A350, p.24.
- [28] A.A.Mikhailichenko and M.S.Zolotarev, Physical Review Letters, v. 71, p.4146, 1993.
- [29] S.V.Benson, Nucl. Instr. Meth., A483, (2002), p. 1.
- [30] E.J.Minehara, Nucl. Instr. Meth., A483, (2002), p. 8.
- [31] G.Rempe, R.J.Thompson, H.J.Kimble, Optics Letters, v.17, No 5, 1992, p. 363.
- [32] E.G.Bessonov, Journal of Russian Laser Research, 15, No 5, (1994), p.403.
- [33] E.G.Bessonov, Proc. of the Internat. Linear Accelerator Conf. LINAC94, Tsukuba, KEK, 1994, Vol.2, pp.786;
- [34] E.G.Bessonov, K.-J.Kim, Proc. 5th European Particle Accelerator Conference, Sitges, Barcelona, 10-14 June 1996, v.2, p. 1196.