

On violation of the Robinson's damping criterion and enhanced cooling of ion, electron and muon beams in storage rings

E.G.Bessonov, Lebedev Physical Institute RAS, Moscow, Russia
(Dated: May 23, 2019)

Violation of the Robinson's damping criterion is discussed. Schemes of enhanced cooling of ion, electron and muon beams in storage rings beyond the criterion are suggested. Theory of enhanced cooling is developed.

PACS numbers: 29.20.Dh, 07.85.Fv, 29.27.Eg

I. INTRODUCTION

Losses of energy by particles in external fields caused by friction forces lead to a decrease of the six-dimensional phase space (emittance) occupied by the particle beam and damping of betatron and synchrotron oscillations of particles in storage rings. Special insertion devices can be used to introduce friction forces for decreasing the emittances of stored beams (to cool beams) and produce high quality particle beams. Friction forces can be caused by: 1) radiation reaction in static external fields, 2) radiation reaction in time dependent external fields (backward Compton and Rayleigh scattering of laser light), 3) ionization and radiation processes in material targets located in the vacuum chamber of the ring. They can lead both to damping or build-up of amplitudes of betatron and synchrotron oscillations of particles. The physics of damping in the longitudinal plane is different from that in the transverse one.

Usually a particle with a higher than ideal energy loses more energy than the ideal particle and a particle with lower energy loses less energy. The combined effect is that the energy difference between non-ideal and ideal particles is reduced. A decrease of the particle energy deviation from the ideal leads to a decrease of its conjugate variable, the longitudinal phase deviation from the synchronous phase, i.e., to cooling in the longitudinal phase space.

In the transverse plane, the loss of particle energy leads to a loss of its longitudinal as well as transverse momentum, since the particle performs betatron oscillations. The total momentum loss is, however, replaced in the cavity only in the longitudinal direction. The combined effect of the energy loss and the replacement of the energy loss in accelerating cavities leads to a net loss of transverse momentum, or transverse damping. The total amount of damping in all degrees of freedom is limited by the amount of the energy loss.

There is a correlation of damping decrements in all degrees of freedom determined by Robinson's damping criterion [1]. This criterion limits the rate of particle cooling in storage rings. Here, we would like to pay attention to the limits of applicability of this criterion, its violation in some schemes of selective interaction of particle beams with material and laser targets. New schemes of enhanced cooling of ion, electron and muon beams will

be discussed. Two schemes of enhanced cooling will be developed in details.

We start by reviewing Robinson's damping criterion.

II. LIMITS OF APPLICABILITY OF THE ROBINSON'S DAMPING CRITERION

The general method of describing the motion of a particle in circular accelerators and storage rings is to determine the ideal orbit, and then analyze small deviations from this orbit in transverse radial x , vertical y and longitudinal φ planes of a curvilinear coordinate system (x, y, φ) , where φ is the phase deviation from the synchronous one. In a linear approximation components (x, y, φ) are described by linear, homogeneous, second order differential equations of the form

$$u'' + v(s)u' + w(s)u = 0 \quad (1)$$

where s is the longitudinal coordinate of a particle along the ideal (reference) orbit and u' , u'' are derivatives [2],[3],[4]. We can introduce a six-dimensional coordinate vector \vec{u} with components $(x, x', y, y', \varphi, \Delta\varepsilon)$ and write three second-order equations (1) in the form of a system of six linear, first order differential equations. In the matrix presentation, this system has the form

$$\frac{d\vec{u}(s)}{ds} = Q(s)\vec{u}(s), \quad (2)$$

where $Q(s) = \|q_{ik}(s)\|$ is a six-order matrix with components $q_{ik}(s)$ ($i, k=1...6$). The equation (2) has six linear independent solutions $\vec{u}_j(s)$ ($j=1, 2, \dots, 6$) with components $u_{ji}(s)$ ($u_{j1} = x_j$, $u_{j2} = x'_j$, $u_{j3} = y_j$, \dots , $u_{j6} = \Delta\varepsilon_j$). The solution of the equation (2) has the form $\vec{u}(s) = M(s) \cdot \vec{u}(0)$, where $M(s) = \|m_{ij}(s)\|$ is a transfer matrix and $\vec{u}(0)$ the initial vector. Six linear independent solutions $\vec{u}_j(s)$ compose the matrix $U(s) = \|u_{ji}(s)\|$. The determinant (Wronskian) of this matrix, $W(s) = |u_{ji}(s)|$, represents the six-dimensional volume of the polyhedron in the phase space occupied by the beam. The value $dW(s)/ds = SpQ \cdot W(s)$, where $SpQ = \sum_{j=1}^6 p_{jj}$. Therefore, $W(s) = W(0) \cdot \exp(\int SpQ \cdot ds) \simeq W(0) \cdot \exp(\langle SpQ \rangle \cdot s)$, where $W(0)$ is the initial Wronskian, sign $\langle \cdot \rangle$

denotes averaging. This is the Jacobean formula [5]. On the other hand, $u_{ji}(s) \sim \exp(-\alpha_i \cdot s)$ and the volume of the polyhedron $\sim \exp[-2 \sum \alpha_i s]$, where $\alpha_i = \alpha_x, \alpha_y, \alpha_\varphi$ are fractional damping decrements. It follows that the sum of damping decrements

$$\sum_{i=1}^3 \alpha_i = -\frac{1}{2} \langle SpQ \rangle. \quad (3)$$

Matrix $U(s) = M(s) \cdot U(0)$ and, therefore, determinant $|M(s)| = |U(s)|/|U(0)| = \exp(-2 \sum \alpha_i \cdot s)$.

The value SpQ is determined by the diagonal elements of the matrix $||q_{ik}(s)||$. They are determined by the equations of motion (2) [2],[3]. In the transverse plane, the particle momentum loss leads to the total momentum loss and does not lead to a change of the direction of the momentum. Acceleration of the particle compensates only the longitudinal component of the momentum. It change the direction of the momentum to the value $|\Delta \vec{p}|/|\vec{p}| = \bar{P} \cdot s/c \cdot \varepsilon_s$ and leads to matrix elements $q_{22} = q_{44} = -\bar{P}/c \cdot \varepsilon_s$, where \bar{P} is the average rate of particle energy loss; ε_s , the particle energy; subscript s refers to the reference orbit; c , the velocity of light. The energy variation of the particle is the energy loss and the energy gain combination in the RF acceleration system of the storage ring. The change of the energy loss is $(\partial \bar{P}/\partial \varepsilon)|_s \cdot \Delta \varepsilon$. The change of the energy gain is $(\partial P_{rf}/\partial \varphi)|_{\varphi_s} \cdot \varphi$. The values $\bar{P} = P_{rf}(\varphi_s)$. Therefore, the change of the energy is $\Delta \varepsilon_2 = \Delta \varepsilon_1 + (\partial \bar{P}/\partial \varepsilon)|_s \cdot \Delta \varepsilon + (\partial P_{rf}/\partial \varphi)|_{\varphi_s} \cdot \varphi$ and matrix elements $q_{65} = (\partial P_{rf}/c \cdot \partial \varphi)|_{\varphi_s}$, $q_{66} = (\partial \bar{P}/c \cdot \partial \varepsilon)|_s$. Substitution of diagonal matrix elements to (3) leads to the Robinson damping criterion generalized by H.Wiedemann[3]:

$$\sum c \cdot \alpha_i = -\frac{\bar{P}}{\varepsilon_s} - \frac{1}{2} \frac{\partial \bar{P}}{\partial \varepsilon}|_s. \quad (4)$$

The expression (4) can be applied to ionization muon cooling [6] and radiative ion cooling [7] based on their laws of particle energy loss in the material media and laser beams¹. They differ from the synchrotron radiation loss law. The form of this equation does not depend on the type of lattice of the storage ring and is determined by the average power and the partial derivative of the average power with respect to the energy.

If there is no coupling between radial x and vertical y planes in a storage ring, the same calculations can be performed separately for vertical oscillations using the second order matrix and Wronskian. In this case, the vertical damping coefficient:

$$\alpha_y = -\frac{1}{2c} \frac{\bar{P}}{\varepsilon_s}. \quad (5)$$

The longitudinal decrement can be easily calculated separately as well[2]:

$$\alpha_\varphi = -\frac{1}{2c} \frac{d\bar{P}}{d\varepsilon}|_s. \quad (6)$$

The radial decrement follows from equation (3):

$$\alpha_x = -\frac{1}{2c} \left[\frac{\bar{P}}{\varepsilon} + \frac{\partial \bar{P}}{\partial \varepsilon}|_s - \frac{d\bar{P}}{d\varepsilon}|_s \right]. \quad (7)$$

Below, we deal with the conditions used in the proof of this criterion. 1) The reference energy and the amplitude of the RF accelerating voltage are constants. 2) The voltage is not equal to zero. 3) The average power of the particle energy loss is linearly dependent on the particle energy deviation $\Delta \varepsilon$ from synchronous (reference) energy in the storage ring (the first linear term in the expansion $\bar{P}(\Delta \varepsilon)$ was used). The equations of motion in our case are the linear homogeneous Hill's equations for the transverse degrees of freedom and the pendulum equation for the longitudinal one when we neglect coupling and losses. The losses lead to additional terms at the first order derivatives in the corresponding equations.

Damping times $\tau_i = -1/c\alpha_i$ are limited by Robinson's damping criterion (4) by the value

$$\tau_{i,min} = \frac{2\varepsilon_s}{J_{i,max} \bar{P}}. \quad (8)$$

where coefficient J_i is determined by the dependence $\bar{P}(\varepsilon)$ (we suppose that all decrements are greater than zero). If the energy losses are determined by synchrotron radiation and backward Compton scattering ($\bar{P} \sim \varepsilon^2$): $J_i = 4$. In the case of radiative ion cooling (backward Rayleigh scattering, $\bar{P} \sim D/(1+D)$, $D \sim \varepsilon$): $J_i = (3+2D)/(1+D)$, where D is the saturation parameter [7]. Ionization cooling has a more complicated $J_i(\varepsilon_s)$ coefficient.

Linear dependence \bar{P} on $\Delta \varepsilon$ and stationary conditions are important for the exponential decay and the concept of decrement. The violation of the conditions 1 - 3 can lead to the violation of the damping criterion. Particular examples confirm this assumption.

Example 1. Cooling of ion beams in the longitudinal plane. An ion beam interacts with a broadband laser beam in a straight section of a storage ring with zero dispersion function. There is no coupling between radial x , vertical y and longitudinal φ planes. The laser beam is homogeneous in the limits of the ion-laser beam interaction region (IR) and has sharp frequency edges. The frequency band of the laser beam is sufficient for all ions

¹ Robinson proved his criterion for electron storage rings. The next linear terms in the expansion of the power of emitted synchrotron radiation were used: $\bar{P} \sim \varepsilon^2 B^2 = \varepsilon_s^2 B_s^2 (1 + 2\Delta \varepsilon/\varepsilon_s + 2\Delta B/B_s)$. In this case the sum of decrements $\sum \alpha_i = -2\bar{P}/\varepsilon_s$.

to interact with the laser beam. The RF system of the storage ring is switched off. The minimum initial energy of ions corresponds to interaction with photons of high-frequency edge of the laser beam through Rayleigh scattering.

In this example, we introduced the following violations of conditions used in the proof of the Robinson damping criterion: 1) The RF acceleration voltage is switched off, 2) The nonlinear (step) dependence of the rate of energy loss with respect to ion energy is introduced: ions with energy more than the minimum initial energy interact with the laser beam and ions with less energy do not.

If the power of scattered radiation is \overline{P} and the energy spread of the ion beam, $2\sigma_\varepsilon$, the longitudinal damping time of the beam

$$\tau_\varphi = \frac{2\sigma_\varepsilon}{\overline{P}}. \quad (9)$$

The damping time (8) is much less than (9) and contradicts to Robinson's damping criterion.

Example 2. Cooling of ion beams in the longitudinal plane. An ion beam interacts with a broadband laser beam in a straight section of a storage ring with zero dispersion function. There is no coupling between radial x , vertical y and longitudinal φ planes. The laser beam is homogeneous in the limits of the ion beam and has sharp frequency edges. The frequency band of the laser beam is sufficient for all ions to interact with the laser beam. The RF system of the storage ring is switched on. The synchronous energy of ions corresponds to interaction with photons of high-frequency edge of the laser beam through Rayleigh scattering. The spectral intensity of the laser beam is linearly increased from zero at the minimum frequency to maximum at the maximum frequency.

In this example we introduced the following violations of conditions used in the proof of this criterion: 1) A discontinuity of the dependence of the rate of energy loss with respect to the ion energy: ions with energy more than the synchronous energy interact with the laser beam and ions with less energy do not.

The power of the scattered radiation depends on the ion energy according to the law: $\overline{P} = \langle P_{max} \rangle [(\varepsilon - \varepsilon_s)/\sigma_{\varepsilon,0}]$ at $\varepsilon_s < \varepsilon < \varepsilon_s + \sigma_\varepsilon$ and $\overline{P} = 0$ at $\varepsilon < \varepsilon_s$, where $\overline{P}_{max} = \overline{P}(\varepsilon - \varepsilon_s = \sigma_{\varepsilon,0})$ is determined by the intensity of the laser beam. In this case, a synchronous ion does not lose energy. There is no friction and damping of synchrotron oscillations at the energy $\varepsilon < \varepsilon_s$ and there is damping at the energy $\varepsilon > \varepsilon_s$. The nature of damping at $\varepsilon > \varepsilon_s$ is identical to synchrotron radiation damping. It is determined by the derivative of the rate of ion energy loss $\partial\overline{P}/\partial\varepsilon \approx \overline{P}_{max}/\sigma_\varepsilon$, which can be much greater than the value $\partial\overline{P}/\partial\varepsilon = \overline{P}/\varepsilon_s(1 + D)$ for radiative ion cooling. The damping time in this example will be only two times less than in Example 1 if the maximum rate of energy loss \overline{P}_{max} is equal to the rate of energy loss \overline{P} in Example 1.

Note that fast cooling in these schemes is possible because we cool the ion beam in a thin layer in the longitudinal phase space when the minimum energy of the ion beam stays constant. In the case $2\sigma_\varepsilon \approx \varepsilon_s$, the advantage of fast cooling disappears.

We can expect that other schemes of fast cooling applicable for cooling of ion, electron and muon beams in transverse and longitudinal planes can be found.

III. ENHANCED COOLING SCHEMES

In this paper two methods of enhanced cooling of particle beams in the longitudinal and transverse planes are considered when selective interaction of particles with special targets is used. The targets (material, laser, undulator) are installed in the vacuum chamber of the storage ring and can be displaced in the radial direction. Material targets can be used for muon cooling and laser targets can be used for ion and electron cooling (laser beams are propagated in the opposite direction to the ion or electron beams and displaced in the radial direction)². The IR in this case changes its radial position in the particle beam during the cooling process. Broadband laser beams have to be used for ion cooling in order for all ions, independent of their energy, to interact with laser beams. Amplification of the broadband laser beam power in the IR of laser and ion beams can be achieved by means of a high-finesse optical resonator [9].

Below we will neglect the emission of synchrotron radiation by particles in the bending magnets of a storage ring, assuming the RF system of the ring is switched off and targets are homogeneous and have sharp edges in the radial directions. We assume the jump of closed orbits of particles caused by their energy loss in the target is less than the amplitude of betatron oscillations of these particles.

In a smooth approximation, the motion of a particle relative to the position x_η of its closed orbit is described by the equation $x_\beta = A \cos \varphi$, where $x_\beta = x - x_\eta$ is the particle deviation from the orbit; x , its radial coordinate; $\varphi = \Omega t + \varphi_0$, phase of the particle; φ_0 , the initial phase; A and $\Omega = 2\pi\nu_x f$, the amplitude and the frequency of betatron oscillations, respectively; ν_x , the tune of betatron oscillations; f , the particle revolution frequency [3]. If the coordinate $x_{\beta 0}$ and transverse radial velocity of the particle $\dot{x}_{\beta 0} = -A\Omega \sin \varphi$ correspond to the moment t_0 of change of the particle energy in a target, then the amplitude of betatron oscillations of the particle before

² Stabilization schemes allow parallel displacement of the laser beam relative to the ion beam to better than 10 μm [8]. In reality, closed orbits can be moved in the direction of the target instead of moving the target. A kick, decreasing of the magnetic field in bending magnets of the storage ring, a phase displacement or eddy electric fields can be used for this purpose.

an interaction is $A_0 = \sqrt{x_{\beta 0}^2 + \dot{x}_{\beta 0}^2/\Omega^2}$. After the interaction, the position of the particle closed orbit will be changed by a value δx_η , the deviation of the particle relative to the new orbit will be $x_{\beta 0} - \delta x_\eta$, and the direction of the particle velocity will not be changed. The new amplitude will be $A_1 = \sqrt{(x_{\beta 0} - \delta x_\eta)^2 + \dot{x}_{\beta 0}^2/\Omega^2}$ and the change of the square of the amplitude

$$\delta(A)^2 = A_1^2 - A_0^2 = -2x_{\beta 0}\delta x_\eta + (\delta x_\eta)^2. \quad (10)$$

In the approximation $|\delta x_\eta| \ll |x_{\beta 0}| < A_0$, the value $\delta A = -(x_{\beta 0}/A)\delta x_\eta$. From this it follows that to produce enhanced cooling of a particle beam in the transverse plane, we must create the conditions of selective interaction when particles interact with a target with deviations from the closed orbit $x_{\beta 0}$ of the same sign. In this case the values δA have negative sign if the product $x_{\beta 0}\delta x_\eta > 0$. The rate of change of the particle betatron oscillation amplitude is maximal when $|x_{\beta 0}| = A$.

Two schemes of selective non-resonance interaction of particles and targets located in straight sections of storage rings with high-dispersion and low-beta function for cooling of particle beams in the transverse and longitudinal planes accordingly can be proposed. They are presented in Figures 1 and 2. In these Figures the axis "z" is the unwrapped reference orbit of the storage ring, L_l and a are the length and the width of the targets in the interaction region, respectively. The transverse positions of targets are displaced with the velocities v_{T_1} and v_{T_2} relative to the reference orbit. 1,2,3,.. are the particle trajectories before and after the energy loss in the target. O_1, O_2, O_3, \dots are the locations of the particle closed orbit after 0,1,2,3, . . . energy loss events. Parts of one period of the particle trajectory at the targets T_1 and T_2 are shown before and after every event of the particle energy loss in the targets.

A target T_1 can be used for transverse cooling of particle beams (see Fig. 1). At the initial moment it overlaps a small internal part of the particle beam in the radial direction in the straight section of a storage ring with non-zero dispersion function. The degree of overlapping of particle beam and target is changed by moving the target position uniformly with some velocity v_{T_1} from inside in the direction of the particle beam. First, particles with largest initial amplitudes of betatron oscillations interact with the counter-propagating target. Immediately after the interaction and loss of energy, the position and direction of momentum of a particle remain the same, but the closed orbit is displaced inward in the direction of the target [3]. The radial coordinate of the closed orbit and the amplitude of betatron oscillations are decreased by the same value owing to the dispersion coupling. After every interaction, the position of the closed orbit approaches the target more and more, and the amplitude of betatron oscillations is reduced.

The closed orbit moves with a velocity \dot{x}_η , which depends on the particle's amplitude of betatron oscillation

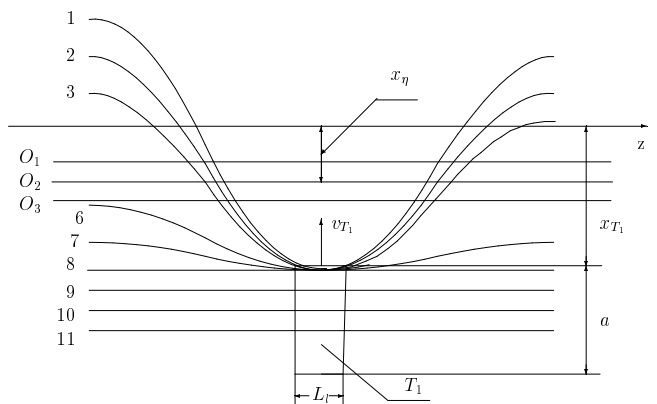


FIG. 1: Scheme of enhanced particle cooling in transverse plane. The evolution of the amplitude of betatron oscillations is shown for the target at rest.

and the distance between the orbit and the target, since these values determine the probability of collision of a particle and a target (see below). It reaches a maximum velocity $|\dot{x}_{\eta in}|$ ($\dot{x}_{\eta in} < 0$) if the depth of penetration of the particle closed orbit in the target is greater than the amplitude of betatron oscillations of this particle. After this, the amplitude of betatron oscillations will stay constant since the particle will interact with the homogeneous target every turn for both positive and negative deviation from the orbit with equal probability. When the target reaches the closed orbit corresponding to particles of maximum energy and the depth of penetration of the particle closed orbits in the target is greater than the amplitude of betatron oscillations of these particles, it must be returned to its previous position. All particles of the beam will have small amplitudes of betatron oscillations and increased energy spread.

Particles with high amplitudes of betatron oscillations start interacting with the target first. Their interaction time is longer and hence the decrease of amplitudes of betatron oscillations is greater.

A target T_2 can be used for longitudinal cooling of particle beams (see Fig. 2). The radial target position must be moved uniformly with a velocity $|v_{T_2}| > |\dot{x}_{\eta in}|$ from outside in the direction of the particle beam being cooled. At the initial moment, the target overlaps only a small part of the particle beam. The degree of overlapping is changed in such a way that particles of maximum energy first come into interaction and then particles of lower energy. When the target reaches the orbit of particles of minimum energy and the depth of penetration of the particle closed orbits in the target is greater than the amplitude of betatron oscillations of these particles, it must be switched off and returned to the previous position. In this case the difference in duration of interaction and hence in the energy losses of particles having maximum and minimum energies will be large. As a result, all particles will be gathered at the minimum energy in

a short time.

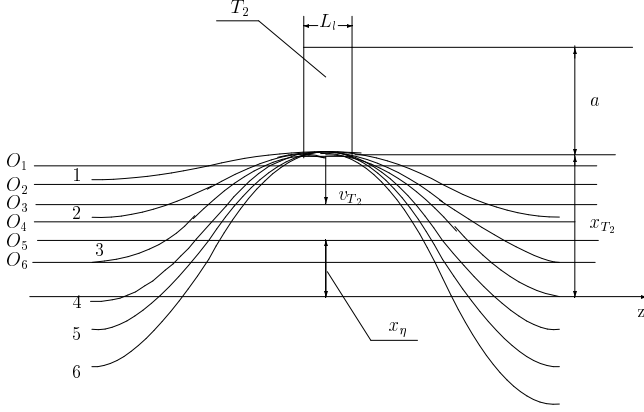


FIG. 2: Scheme of enhanced particle cooling in longitudinal plane. The evolution of the amplitude of betatron oscillations is shown for the target at rest.

The evolution of the amplitude of betatron oscillations and position of the closed orbit of a particle is determined by its energy loss in the target. Contrary to the previous case the energy loss of the particle leads to increase of the amplitude. But in this case the radial velocity of the target displacement $|v_{T_2}| > |\dot{x}_{\eta in}|$ and hence after a short time the particle closed orbit will be deepened into the target to a depth greater than the amplitude of its betatron oscillation and the decrease will end.

A. Theory of interaction of particle beams with transversely moving targets

The velocity of a particle orbit \dot{x}_{η} depends on the probability W of collision of particle and target in one turn. This probability is determined by the distance $x_{T_{1,2}} - x_{\eta}$ between the edge of the target and the particle closed orbit and on the amplitude of betatron oscillations. Particles interact with the target at every turn ($W = 1$) and their radial velocity reaches the maximum value $\dot{x}_{\eta in}$ when the orbit enters the target at a depth larger than the amplitude of betatron oscillations. In the general case $\dot{x}_{\eta} = W \cdot \dot{x}_{\eta in}$.

The deviation of a particle from its closed orbit at the location of the target takes on values $x_{\beta n} = A \cos \varphi_n$, where $\varphi_n = 2\pi\nu_x n + \varphi_0$, $n = 1, 2, 3, \dots$. Different values $x_{\beta n}$ in the region $(-A, A)$ will occur with equal probability if $\nu_x \simeq p/q$, $q \gg 1$ (tune is far from forbidden resonances), p and q are integers. The collision of targets and particle beams occur when $x_{\beta n} \leq x_{T_1} - x_{\eta}$ and $x_{\beta n} \geq x_{T_2} - x_{\eta}$ or when $\cos \varphi_n \leq \xi_1 = (x_{T_1} - x_{\eta})/A$ and $\cos \varphi_n \leq \xi_2 = (x_{T_2} - x_{\eta})/A$. These conditions are valid when φ_n are in the range of phases $2\varphi_{T_{1,2}}$, where $\varphi_{T_1} = \pi - \arccos \xi_1$ and $\varphi_{T_2} = \arccos \xi_2$. Particles pass through the target at the range of phases $2\varphi_{T_{1,2}}$ and pass

over it at the range of phases $2\pi - 2\varphi_{T_{1,2}}$. The probability can be presented in the form $W = \varphi_{T_{1,2}}/\pi$ and the value $\dot{x}_{\eta} = \varphi_{T_{1,2}} \cdot \dot{x}_{\eta in}/\pi$, where $\dot{x}_{\eta in} = D_x \beta^{-2} (\overline{P}/\varepsilon)$; D_x is the dispersion function of the storage ring; β , the relative velocity of the particle.

The behavior of the amplitudes of betatron oscillations of particles, according to (10), is determined by the equation $\delta A/\delta x_{\eta} = -x_{\beta 0}/A$. Particles cross the target at different coordinates $x_{\beta 0}$ in the range of phases $2\varphi_{T_{1,2}}$. That is why the average rate of change of amplitudes $\partial A/\partial x_{\eta} = -\overline{x_{\beta 0}}/A$, where $-\overline{x_{\beta 0}} = -(1/\varphi_{T_{1,2}}) \int_{a_{1,2}}^{b_{1,2}} A \cos \varphi d\varphi = \pm A \text{sinc } \varphi_{T_{1,2}}$ and $\text{sinc } \varphi_{T_{1,2}} = \sin \varphi_{T_{1,2}}/\varphi_{T_{1,2}}$; the signs $+$ and $-$ are related to the first and second targets. We took into account that the limits of integration $a_{1,2}$ and $b_{1,2}$ depend on the target: $a_1 = \arccos \xi_1 = \pi - \varphi_{T_1}$, $a_2 = 0$, $b_1 = \pi$, $b_2 = \varphi_{T_2}$.

Thus, the cooling processes are determined by the system of equations

$$\frac{\partial A}{\partial x_{\eta}} = \pm \text{sinc } \varphi_{T_{1,2}}, \quad \frac{\partial x_{\eta}}{\partial t} = \frac{\dot{x}_{\eta in}}{\pi} \varphi_{T_{1,2}}. \quad (11)$$

From equations (11) and the expression $\partial A/\partial x_{\eta} = [\partial A/\partial t]/[\partial x_{\eta}/\partial t]$, it follows:

$$\frac{\partial A}{\partial t} = \frac{\dot{x}_{\eta in}}{\pi} \sin \varphi_{T_{1,2}} = \frac{\dot{x}_{\eta in}}{\pi} \sqrt{1 - \xi_{1,2}^2}. \quad (12)$$

Let the initial closed particle orbits be distributed in a region $\pm \sigma_{\eta,0}$ relative to the location of the middle closed orbit and the initial amplitudes of particle radial betatron oscillations A_0 be distributed in a region $\sigma_{x,0}$ relative to their closed orbits. The spread of closed orbits $\sigma_{\eta,0} = D_x \beta^{-2} (\sigma_{\varepsilon,0}/\varepsilon)$.

Suppose that the initial spread of amplitudes of betatron oscillations of particles $\sigma_{x,0}$ is identical for all closed orbits of the beam. The velocities of the closed orbits in a target $\dot{x}_{\eta in} < 0$, the transverse velocities of the targets $v_{T_1} > 0$ and $v_{T_2} < 0$. Below, we will use the relative radial velocities of the target displacement $k_{1,2} = v_{T_{1,2}}/\dot{x}_{\eta in}$, where $v_{T_{1,2}} = dx_{T_{1,2}}/dt$. In our case, $\dot{x}_{\eta in} < 0$, $k_1 < 0$, $k_2 > 1$.

From the definition of $\xi_{1,2}$ we have the relation $x_{\eta} = x_{T_{1,2}} - \xi_{1,2} A(\xi_{1,2})$. The time derivative is $\partial x_{\eta}/\partial t = v_{T_{1,2}} - [A + \xi_{1,2}(\partial A/\partial \xi_{1,2})]\partial \xi_{1,2}/\partial t$. Equating this value to the second term in (11), we obtain the time derivative

$$\frac{\partial \xi_{1,2}}{\partial t} = \frac{\dot{x}_{\eta in}}{\pi} \frac{\pi k_{1,2} - \varphi_{T_{1,2}}}{A(\xi_{1,2}) + \xi_{1,2}(\partial A/\partial \xi_{1,2})}. \quad (13)$$

Using this equation we can transform the first value in (11) to the form $\pm \text{sinc } \varphi_{T_{1,2}}(\xi_{1,2}) = (\partial A/\partial \xi_{1,2})(\partial \xi_{1,2}/\partial t)/(\partial x_{\eta}/\partial t) = (\pi k_{1,2} - \varphi_{T_{1,2}})(\partial A/\partial \xi_{1,2})/[A + \xi_{1,2}(\partial A/\partial \xi_{1,2})] \cdot \varphi_{T_{1,2}}$, which can be transformed to $\partial \ln A/\partial \xi_{1,2} = \pm \sin \varphi_{T_{1,2}}/[\pi k_{1,2} - (\varphi_{T_{1,2}} \pm \xi_{1,2} \sin \varphi_{T_{1,2}})]$. The solution of this equation is

$$A = A_0 \exp \int_{\xi_{1,2,0}}^{\xi_{1,2}} \frac{\pm \sin \varphi_{T_{1,2}} d\xi_{1,2}}{\pi k_{1,2} - (\varphi_{T_{1,2}} \pm \xi_{1,2} \sin \varphi_{T_{1,2}})} = A_0 \sqrt{\frac{\pi k_{1,2} - Z(\xi_{1,2,0})}{\pi k_{1,2} - Z(\xi_{1,2})}}, \quad (14)$$

where the index 0 corresponds to the initial time t_0 , when $\xi_{1,0} = -1, \xi_{2,0} = 1$. Substitution $Z = \varphi_{T_{1,2}} \pm \xi_{1,2} \sin \varphi_{T_{1,2}}$ was used above. Substituting the values A and $\partial A / \partial \xi_{1,2}$ determined by (14) in (13), we find the time dependence of the parameter $\xi_{1,2}$

$$t - t_0 = \frac{\pi A_0}{|\dot{x}_{\eta in}|} |\psi(k_{1,2}, \xi_{1,2})|, \quad (15)$$

where $\psi(k_{1,2}, \xi_{1,2}) = - \int_{\xi_{1,2,0}}^{\xi_{1,2}} d\xi_{1,2} A(\xi_{1,2}) / A_0 [\pi k_{1,2} - (\varphi_{T_{1,2}} \pm \xi_{1,2} \sin \varphi_{T_{1,2}})]$ or, according to (14),

$$\psi(k_{1,2}, \xi_{1,2}) = \pm \int_{\xi_{1,2,0}}^{\xi_{1,2}} \frac{\sqrt{\pi |k_{1,2}|} d\xi_{1,2}}{|\pi k_{1,2} - (\varphi_{T_{1,2}} \pm \xi_{1,2} \sin \varphi_{T_{1,2}})|^{3/2}}. \quad (16)$$

The time dependence of amplitudes $A[\xi_{1,2}(t)]$ is determined by equations (14), (15). The position of the closed orbit, according to the definition of $\xi_{1,2}$, can be presented in the form

$$x_{\eta}(t) = x_{T_{1,2,0}} + v_{T_{1,2}}(t - t_0) - A[(\xi_{1,2}(t)) \cdot \xi_{1,2}(t)]. \quad (17)$$

Closed orbits of particles having initial amplitudes of betatron oscillations A_0 will penetrate into the target to a depth greater than their final amplitudes of betatron oscillations A_f at a moment $t_f = t_0 + \pi A_0 \psi(k_{1,2}, \xi_{1,2,f}) / |\dot{x}_{\eta in}|$, where $\xi_{1,f} = \xi_1(t_f) = 1, \xi_{2,f} = \xi_2(t_f) = -1$. During the interval $t_f - t_0$, the targets $T_{1,2}$ will pass a distance $|\Delta x_{T_{1,2,f}}| = |v_{T_{1,2}}|(t_f - t_0) = \pi |k_{1,2}| |\psi(k_{1,2}, \xi_{1,2,f})| A_0$.

The duration of the cycle of the enhanced cooling of a particle beam (either the transverse or longitudinal damping time) can be presented in the form $\tau_{x,\varepsilon} = 2\sigma_{\eta,0} / |v_{T_{1,2}}| + (t_f - t_0)$ or

$$\tau_{x,\varphi} = \frac{2\sigma_{\eta,0}}{|k_{1,2}| |\dot{x}_{\eta in}|} + \frac{\pi \sigma_{x,0} |\psi(k_{1,2}, \xi_{1,2,f})|}{|\dot{x}_{\eta in}|} = \frac{2\sigma_{\varepsilon,0}}{\bar{P}} \left[\frac{1}{|k_{1,2}|} + \frac{\pi}{2} R |\psi(k_{1,2}, \xi_{1,2,f})| \right], \quad (18)$$

where $R = \sigma_{x,0} / \sigma_{\eta,0}$.

The ratio of the final to the initial betatron beam size, according to (14), is

$$\frac{\sigma_{x,f}}{\sigma_{x,0}} = \sqrt{\frac{|k_1|}{|k_1| + 1}} < 1, \quad \frac{\sigma_{x,f}}{\sigma_{x,0}} = \sqrt{\frac{k_2}{k_2 - 1}} > 1. \quad (19)$$

According to (19), we can cool the particle beam in the transverse plane by the target T_1 and to heat the particle beam in the longitudinal plane by the target T_2 . At the same time heating of the particle beam in the transverse plane by the target T_1 and cooling of the particle beam in the longitudinal plane by the target T_2 takes place (see below).

Dependences $|\psi(k_{1,2}, \xi_{1,2,f})|$ and $\Psi(k_{1,2}, \xi_{1,2,f})$ determined from (16) and (20), (31) (see below) and the dependence $|\psi(k_2, \xi_2)|$ on ξ_2 for the cases $k_2 = 1.0, k_2 = 1.1$ and $k_2 = 1.5$ are presented in Tables 1 - 5, respectively. The numerical values in these tables permit to analyze the evolution of amplitudes of betatron oscillations and closed orbits in time.

Table 1. The dependences $|\psi(k_1, \xi_{1,f})|$ and $\Psi(k_1)$.

$ k_1 $	0.00	0.01	0.02	0.04	0.08	0.16	0.32	0.64	1.28	2.56	∞
$ \psi $	∞	2.42	1.93	1.54	1.21	0.94	0.70	0.50	0.32	0.19	0
Ψ	1.00	1.02	1.02	1.00	0.97	0.90	0.79	0.63	0.45	0.28	0

Table 2. The dependences $|\psi(k_2, \xi_{2,f})|$ and $\Psi(k_2)$.

k_2	1.0	1.01	1.02	1.05	1.1	1.2	1.4	1.8	2.6
$ \psi $	∞	24.38	13.8	6.52	3.71	2.10	1.18	0.65	0.35
Ψ	∞	9.29	6.29	3.6	2.24	1.29	0.67	0.52	0.11

Table 3. The dependence $|\psi(k_2, \xi_2)|_{k_2=1.0}$.

ξ_2	1.0	0.5	0.2	0	-0.2	-0.5	-0.8	-0.9	-1.0
$ \psi $	0	.182	.341	.492	.716	1.393	4.388	10.187	∞

Table 4. The dependence $|\psi(k_2, \xi_2)|_{k_2=1.1}$.

ξ_2	1.0	0.5	0.2	0	-0.2	-0.5	-0.8	-0.9	-1.0
$ \psi $	0	.163	.300	.423	.595	1.033	2.076	2.759	3.710

Table 5. The dependence $|\psi(k_2, \xi_2)|_{k_2=1.5}$.

ξ_2	1.0	0.5	0.2	0	-0.2	-0.4	-0.6	-0.8	-1.0
$ \psi $	0	0.116	0.202	0.273	0.359	0.466	0.602	0.772	0.980

B. Enhanced transverse cooling

In the method of enhanced transverse cooling of particle beams by a target T_1 , the transverse betatron beam size is decreased in accordance with (19). The evolution of closed orbits of particles interacting with the target depends on their initial amplitudes of betatron oscillations. First of all the target interacts with particles having the

largest initial amplitudes of betatron oscillations and the lowest energies. The position of a closed orbit of these particles is changed by the law (17) up to the moment t_f . For the time $t_f - t_0$ the closed orbit will be displaced relative to its initial position (or the position of particles having the same initial orbit but zero amplitude of betatron oscillations) by the value

$$\Delta x_\eta = -\Psi(|k_1|)A_0, \quad (20)$$

where $\Psi(|k_1|) = 1 + \sqrt{|k_1|/(1+|k_1|)} - \pi|k_1|\psi(|k_1|, \xi_{1,f})$.

The final dispersive beam size is determined by the conditions $\sigma_{\eta,f} \simeq \sigma_{\eta,0} + \sigma_{\eta,0}/|k_1| + |\Delta x_\eta|/2$ and $A_0 = \sigma_{x,0}$:

$$\sigma_{\eta,f} \simeq \sigma_{\eta,0} \left[\frac{1+|k_1|}{|k_1|} + 0.5\Psi(|k_1|)R \right]. \quad (21)$$

The final energy spread of the beam

$$\sigma_{\varepsilon,f} \simeq \sigma_{\varepsilon,0} \left[\frac{1+|k_1|}{|k_1|} + 0.5\Psi(|k_1|)R \right]. \quad (22)$$

According to (19), (21) and (22), the enhanced transverse cooling at $|k_1| \ll 1$ can lead to an appreciable degree of cooling of particle beams in the transverse plane and to a much greater degree of heating in the longitudinal one. The degree of heating is $\sim R$. This means that in this case we have to use a storage ring with low-beta and high-dispersion function at the IR.

According to (19), $\sigma_{x,f}/\sigma_{x,0} = 1/e \simeq 0.368$, if $|k_1| = |k_{1,e}| = 1/(e^2 - 1) \simeq 0.1565$. In this case $\psi(|k_{1,e}|) \simeq 0.95$, $\Psi(|k_{1,e}|) \simeq 0.9$ and

$$\frac{\sigma_{\eta,f}}{\sigma_{\eta,0}} = \frac{\sigma_{\varepsilon,f}}{\sigma_{\varepsilon,0}} \simeq 7.39 + 0.45 \cdot R. \quad (23)$$

The equation (23) is valid if the frequency band

$$\frac{\Delta\omega_{L1}}{\omega_{L1}} \geq \frac{2\sigma_{\varepsilon,f}}{\varepsilon} \simeq \frac{2\sigma_{\varepsilon,0}}{\varepsilon} [7.39 + 0.45R]. \quad (24)$$

The nonexponential damping time of the particle beam in the transverse plane, according to (18), can be expressed in the form

$$\tau_x = \frac{2\sigma_{\varepsilon,0}}{P} \left[e^2 - 1 + \frac{\pi}{2} R \psi(k_{1,e}, \xi_{1,f}) \right] \simeq \frac{2\sigma_{\varepsilon,0}}{P} [6.39 + 1.49R]. \quad (25)$$

The larger the laser power and dispersion function at the interaction region the shorter the cooling times and reduced heating, but this requires faster movement of the target in the transverse direction.

In this method of cooling the laser beam radius

$$a > 2(\sigma_{\eta,f} + \sigma_{x,f}). \quad (26)$$

C. Enhanced longitudinal cooling

In the method of enhanced longitudinal cooling of particle beams by a target T_2 , the transverse betatron beam size is increased in accordance with (19). The evolution of closed orbits of particles interacting with the target depends on their initial amplitudes of betatron oscillations. First of all the target interacts with particles having the largest initial amplitudes of betatron oscillations and the highest energies. The position of the closed orbit of these particles x_{η_1} is changed by law (17) up to the time $t = t_f$. At the same time closed orbit x_{η_2} of particles having the same maximum energy but zero amplitudes of betatron oscillations is at rest up to the moment $t_{0_2} = t_0 - \sigma_{x,0}/v_{T_2}$. The orbit x_{η_1} is displaced relative to the orbit x_{η_2} by the value $\Delta x_{\eta_{1-2}} = x_{\eta_1} - x_{\eta_2} < 0$. At the moment t_{0_2} , when $x_{\eta_2} = x_{T_2} = x_{T_{2,0}} - \sigma_{x,b,0}$, this value reaches the minimum

$$\Delta x_{\eta_{1-2}}(t_{0_2}) = -\xi_2(t_{0_2}) \cdot \sigma_{x,b}(t_{0_2}) < 0, \quad (27)$$

where the parameter $\xi_2(t_{0_2})$, according to (15) and the condition $|v_{T_2}|(t_{0_2} - t_0) = \sigma_{x,0} = A_0$, will be determined by the equation $\psi[k_2, \xi_2(t_{0_2})] = 1/\pi k_2$. The value $\xi_2(k_2, t_{0_2})|_{k_2 \simeq 1} \simeq 0.22$ (see Tables 3-5), according to (14), the value $\sigma_{x,b}(t_{0_2}) = 1.26\sigma_{x,0}$ and hence the distance $|\Delta x_{\eta_{1-2}}(t_{0_2})| \simeq 0.28\sigma_{x,0}$.

The closed orbit of particles x_{η_2} in the interval $t_{0_2} < t \leq t_f$ is changed by the law $x_{\eta_2} = x_{T_{2,0}} - \sigma_{x,0} + \dot{x}_{\eta, in}(t - t_{0_2})$ and the distance

$$\Delta x_{\eta_{1-2}} = \frac{k_2 - 1}{k_2} (\sigma_{x,0} - \Delta x_{T_2}) - \xi_2 \sigma_{x,b}, \quad (28)$$

where $\Delta x_{T_2} = |v_{T_2}|(t - t_0) = \pi k_2 \psi(k_2, \xi_2) \sigma_{x,0}$ is the current displacement of the target.

If $t > t_f$, the value $\xi_2 = \xi_{2,f} = -1$, $\Delta x_{T_2} = \Delta x_{T_{2,f}} = \pi k_2 \psi(k_2, \xi_{2,f}) \sigma_{x,0}$, $\sigma_{x,f}/\sigma_{x,0} = \sqrt{k_2/(k_2 - 1)}$, the value (28) reaches the maximum

$$\Delta x_{\eta_{1-2}}|_{t>t_f} = \left[\frac{k_2 - 1}{k_2} + \sqrt{\frac{k_2}{k_2 - 1}} - \pi(k_2 - 1)\psi(k_2, \xi_{2,f}) \right] \sigma_{x,0} > 0. \quad (29)$$

Broadening of the spreads of closed orbits in a storage ring in the process of longitudinal cooling (29) is caused by the finite spread of amplitudes of betatron oscillations in a monoenergetic beam of particles. If the beam has an initial energy spread $\sigma_{\varepsilon,0}$, dispersive size $\sigma_{\eta,0}$, and the particles of the beam have no betatron oscillations, its dispersion beam size will be decreased to the value

$$\sigma'_{\eta,f} = \frac{(k_2 - 1)}{k_2} \sigma_{\eta,0}. \quad (30)$$

The final dispersive size of the beam $\sigma_{\eta,f}$ can be expressed in the form $\sigma_{\eta,f} = \sigma'_{\eta,f} + 0.5\Delta x_{\eta_{1-2}}|_{t>t_f}$ or

$$\sigma_{\eta,f} = \sigma_{\eta,0} \left[\frac{k_2 - 1}{k_2} + 0.5R\Psi(k_2) \right], \quad (31)$$

where $\Psi(k_2) = (k_2 - 1)/k_2 + \sqrt{k_2/(k_2 - 1)} - \pi(k_2 - 1)\psi(k_2, \xi_{2,f})$. The final energy spread of the beam

$$\sigma_{\varepsilon,f} \simeq \sigma_{\varepsilon,0} \left[\frac{k_2 - 1}{k_2} + 0.5R\Psi(k_2) \right]. \quad (32)$$

The value $\sigma_{\eta,f}(k_2)/\sigma_{\eta,0} = 1/e$ if $k_2 = k_{2,e}$, where, according to (32), $k_{2,e}$ is determined by the equation $(k_{2,e} - 1)/k_{2,e} + 0.5R\Psi(k_{2,e}) - 1/e = 0$. The value $\Psi(k_2)|_{k_2>1.3} < 1$ (see Table 2). That is why the value $k_{2,e}|_{R\ll 1} = e/(e - 1) \simeq 1.58$. The degree of heating is $\sim R$. This means that in this case we have to use a storage ring with low-beta and high-dispersion function at the IR.

The movement of the target T_2 is much faster than target T_1 if $k_2 \gg |k_1|$.

The nonexponential damping time of the particle beam in the longitudinal planes, according to (18) and the conditions $R \ll 1$, $k_2 = k_{2,e}$, can be presented in the form

$$\tau_{\varphi}|_{R\ll 1} = \frac{2\varepsilon}{J_{\varepsilon}\overline{P}} = \frac{1.26\sigma_{\varepsilon,0}}{\overline{P}}, \quad (33)$$

where $J_{\varepsilon} = k_{2,e}\varepsilon/\sigma_{\varepsilon,0}$.

Resume

In the non-resonance method of enhanced cooling of particle beams by a targets, according to (19) and (21), (22), the degree of decrease of amplitudes of betatron oscillations can be high and the degree of increase of the spread of closed orbits and the energy spread of the beam is much greater. In the non-resonance method of enhanced cooling of particle beams by a target longitudinally, according to (19) and (31), (32) there is a significant decrease in the spread of closed orbits and energy spread of particle beams and a considerably lesser increase in amplitudes of betatron oscillations. To produce enhanced cooling in both planes, we must look for combinations of these two enhanced non-resonance methods of cooling and other methods of fast cooling.

IV. ENHANCED NON-RESONANCE RADIATIVE ION COOLING

Ions have additional internal selectivity for the interaction with laser targets. This selectivity is based on resonance interaction. It permits more efficient cooling

process for ions in comparison with similar process for other particles. Below we will look back methods based on conventional and fast cooling and discuss two new methods based on enhanced cooling.

I. *Conventional three-dimensional radiative ion cooling.* In this method a broadband laser beam overlaps an ion beam, all ions interact with the laser beam independently of their energy and amplitude of betatron oscillations. The difference in rates of momentum loss of ions having maximum and minimum energies is small (limited by Robinson's damping criterion). That is why the cooling time of the ion beam is long [7], [10]-[15]. If cooling is produced in a dispersion-free straight section, the laser beam intensity is constant in the area of the beam being cooled, the damping times of the horizontal, vertical, and phase oscillations are:

$$\tau_x = \tau_y = \frac{\tau_{\varphi}}{1 + D} = \frac{2\varepsilon}{\overline{P}}, \quad (34)$$

where \overline{P} is the average power of scattered radiation; ε , the ion energy; D , the saturation parameter [7].

The physics of radiative ion cooling is similar to synchrotron radiation damping. Momentum loss causes the appearance of a friction or radiative reaction force on the emitting particle. Liouville's theorem is not valid for such nonconservative systems. At the same time, in case of nonselective interaction, the Robinson's damping criterion is valid: the sum of damping decrements is a constant. With a particular choice of lattice and laser target, damping rates can be shifted between different degrees of freedom. However the decrements are limited by the criterion [2, 3, 14, 16].

II. *Fast resonance laser cooling of ion beams in the longitudinal plane.* This method is based on the Rayleigh scattering of "monochromatic" laser beam photons by not fully stripped (electronic transitions) or by naked (nuclear transitions) ion beams when the radio-frequency (RF) system of the storage ring is switched off [17]-[24]. In this method the laser beam overlaps the ion beam and its frequency is scanned. Ions interact with the counter-propagating laser beam at resonance energy, decrease their energy in the process of the laser frequency scanning until all of them reach the minimum energy of ions in the beam. At this frequency the laser beam is switched off. The higher the energy of ions, the earlier they start interacting with the laser beam, the longer the time of interaction. Ions of minimum energy do not interact with the laser beam at all. In such a way a selective interaction is realized. In this method the energy spread is decreased by a linear (nonexponential) law to a small value limited by quantum processes of Rayleigh scattering. The damping time of the ion beam in the longitudinal plane is determined by its standard rms energy spread $\sigma_{\varepsilon,0}$

$$\tau_{\varphi} = \frac{2\sigma_{\varepsilon,0}}{\overline{P}}. \quad (35)$$

The nonexponential damping time (35) is $\varepsilon/\sigma_\varepsilon \sim 10^3$ times shorter than (34) and the energy spread reduction is greater if scattered powers \overline{P} are the same. Then, the laser power in case (35) is less. The resonance laser cooling method only works longitudinally and can use both a dispersion and dispersion-free laser-ion IR.

The transverse decrements in the method of fast resonance laser cooling are zero. From this it follows that the fast damping time (35) is in conflict with the Robinson damping criterion, but confirmed by getting ultracold beams [19] - [21]. The violation of the Robinson damping criterion in processes of the internal kind of selective interactions is available.

Enhanced laser cooling of ion beams in the longitudinal and transverse planes

Below an enhanced laser cooling of ion beams both in transverse and longitudinal planes is considered when laser beam target T_1 moves in the radial direction (see section 3) and laser beams are propagated in the opposite direction to the ion beams. The interaction region in this case changes its radial position in the beam during the cooling process. Broadband laser beams are used in order for all ions, independent of their energy, to interact with laser beams. High-dispersion and low-beta function IR of storage rings are used.

I. *Enhanced transverse laser cooling of ion beams.* In the method a laser target T_1 is used. The damping time and transverse betatron beam size are determined by (25), (19).

II. *Enhanced longitudinal laser cooling of ion beams.* A laser beam has sharp high-frequency edge. The edge corresponds to the minimum energy of the being cooled ion beam at the finish of the transverse cooling when the beam has the energy spread (23). After finishing the transverse cooling the laser beam is stopped and keep the position for a damping time

$$\tau_\varphi = \frac{2\sigma_{\varepsilon,f}}{\overline{P}}. \quad (36)$$

Meantime ions will be gathered at the minimum energy and the beam will be cooled in the longitudinal plane. Then, to a first approximation, for a homogenous laser beam, the transverse dimensions of the ion beam will not be changed.

III. We can decrease the value of the longitudinal laser heating, transverse and longitudinal damping times of the ion beam and keep the degree of the transverse laser cooling if we use a laser beam with sharp high-frequency edge and decrease the frequency band to the value

$$\frac{\Delta\omega_{L1}}{\omega_{L1}} \simeq \frac{2\sigma_{\varepsilon,0}}{\varepsilon} [1 + 0.5\Psi(|k_1|)R] |_{k_1=k_{1,e}} \simeq \frac{2\sigma_{\varepsilon,0}}{\varepsilon} [1 + 0.45R]. \quad (37)$$

In this case, ions of a monoenergetic ion beam interact with the narrowband laser beam, according to (13), obtain a spread of the closed orbits $\delta\sigma_{\eta,f} = 0.5\Psi(|k_1|)\sigma_{x,0}$ and an energy spread

$$\delta\sigma_\varepsilon = \frac{\beta^2\varepsilon\delta\sigma_{\eta,f}}{D_x} = \frac{\beta^2\varepsilon\Psi(|k_1|)\sigma_{x,0}}{2D_x}. \quad (38)$$

If the laser high-frequency edge corresponds to a minimum decreased ion energy, the ions will be in time to be cooled in the transverse plane and stop interaction with the laser beam at this energy. To cool the monoenergetic ion beam, the laser beam must have the frequency band $\delta\omega_{L1}/\omega_{L1} = 2\delta\sigma_\varepsilon/\varepsilon$. If the ion beam is not monoenergetic, the laser beam must have the increased frequency band (37). Then, the initial closed orbits of ions will be located higher than the boundary orbit corresponding to the maximum frequency of the laser beam and the final energy spread of the ion beam after its cooling in the transverse plane will be equal to

$$\sigma_{\varepsilon,f} = \sigma_{\varepsilon,0} + \delta\sigma_\varepsilon = \sigma_{\varepsilon,0} [1 + 0.5\Psi(|k_1|)R] |_{k_1=k_{1,e}} = \sigma_{\varepsilon,0} (1 + 0.45R). \quad (39)$$

In this case the expressions (18), (19) (25) stay valid.

Example

Below we consider a combination of methods for cooling of N-like Xenon ions ($^{129}_{54}\text{Xe}^{47+}$) in the RHIC storage ring when the transition between the ground state $(2s^22p^3)^4S_{3/2}$ and the excited state $(2s^22p^4)^4P_{3/2}$ is used. The RF acceleration system of the RHIC storage ring is switched off. Enhanced ion beam cooling transversely and fast cooling longitudinally by a homogenous broadband laser with sharp high-frequency edge is used.

Ion properties

Degeneracy factors	$g_1 = g_2 = 4$
Transition energy	$\hbar\omega_{tr} = 608.44 \text{ eV}$
Wavelength	$\lambda_{tr} = 2.04 \cdot 10^{-7} \text{ cm}$
Oscillator strength	$f_{12} = 8.9 \times 10^{-2}$
Natural line width	$\Delta\omega_{tr}/\omega_{tr} = 1.58 \cdot 10^{-6}$
Decay length	$c\tau = 2g_1f_{1,2}r_e\omega_{tr}^2/g_2 = 2 \text{ cm}$

Machine parameters

Circumference	$C = 3.8 \text{ km}$
Relativistic factor	$\gamma = 97$
Energy	$\varepsilon = 1.18 \cdot 10^{13} \text{ eV}$
Energy spread	$2\sigma_{\varepsilon,0} = 4.72 \times 10^9 \text{ eV}$
Relative energy spread	$2\sigma_{\varepsilon,0}/\varepsilon = 4 \times 10^{-4}$
Emittance	$\epsilon_x = 4 \times 10^{-7} \text{ m-rad}$
β -function	$\beta_x = 1 \text{ m}$
Dispersion function at the IR	$D_x = 5 \text{ m}$

Parameters of the laser beam T_1

Wavelength	$\lambda_{L_1} = 3954 \text{ \AA}$
Intensity	$I_{L_1} = 1.16 \times 10^6 \text{ W/cm}^2$
Saturation parameter	$D = 10^{-2}$
Bandwidth	$\Delta\omega_{L_1}/\omega_{L_1} = 9.7 \cdot 10^{-4}$
Intracavity power	$P_{L_1} = 2\pi\sigma_{L_1}^2 I_{L_1} \simeq 0.45 \text{ MW}$
RMS radial beam size	$\sigma_{L_1} = 2.5 \text{ mm}$
Rayleigh length	$z_R = 4\pi\sigma_{L_1}^2/\lambda_{L_1} \simeq 20.8 \text{ m}$
Interaction length	$l_{int} = 10 \text{ m}$

The required power of the laser beam should be feasible to obtain with a free electron laser in an intracavity configuration [7]³ or with a conventional laser using a high-finesse ($\sim 10^4$) optical resonator [9]⁴.

In this case the RMS dispersion beam size $2\sigma_{x,0} = 2 \text{ mm}$, RMS betatron beam size $\sigma_{x,0} = 0.632 \text{ mm}$, $R = 3.16$, the saturation intensity $I_{sat} = [g_1/(g_1 + g_2)](2\pi\hbar\omega_{tr}/\gamma^2\lambda_{tr}^3) (\Delta\omega_L/\omega_L) \simeq 2.87 \times 10^8 \text{ W/cm}^2$; the power of the radiation scattered by ion $\bar{P} = 2\gamma^2 l_{int} P_L \bar{\sigma}_R / (1 + D) C S_{eff} = 8.79 \cdot 10^{-10} \text{ W} = 5.49 \cdot 10^9 \text{ eV/sec} \simeq 6.95 \cdot 10^4 \text{ eV per turn}$; the effective area of the interaction region of laser and ion beams $S_{eff} = 2\pi(\sigma_L^2 + \sigma_{x,0}^2) = 0.42 \text{ cm}^2$; the Rayleigh scattering cross-section $\bar{\sigma}_R = \pi f_{12} r_e \lambda_{tr} \omega_L / \Delta\omega_L = 6.434 \cdot 10^{18} \text{ cm}^2$; $r_e = e^2/mc^2$ [7]. The bandwidth of the laser beam is in accordance with (37).

For these parameters of ion and laser beams, the velocity of the closed orbit of an ion in the laser beam $\dot{x}_{\eta in} = D_x \bar{P} / \varepsilon = 0.233 \text{ cm/sec}$, the average energy of the scattered photons is $\langle \hbar\omega^s \rangle = 59.0 \text{ keV}$, $|k_1| = 0.1565$, the velocity of the laser beam $v_{T_1} = 3.64 \cdot 10^{-2} \text{ cm/sec}$, $\sigma_{x,f} = 0.232 \text{ mm}$, $2\sigma_{\varepsilon,f} = \varepsilon(\Delta\omega_L/\omega_L) = 1.14 \cdot 10^{10} \text{ eV}$, $2\sigma_{\eta,f} = 4.85 \text{ mm}$, $2\sigma_f < a = 2\sigma_{L_1}$.

In this case, according to (25), the transverse damping time $\tau_x = 9.54 \text{ sec}$. For this time, the ion beam, according to (39), accepts an energy spread $2\sigma_{\varepsilon,f} \simeq 1.142 \cdot 10^{10} \text{ eV}$. Then, according to (36), (39), the longitudinal damping time $\tau_\varepsilon \simeq 2.1 \text{ sec}$.

The degree of the reduction in the dispersion beam radius in the non-exponential longitudinal cooling of the ion beam in the last case can be very small ($\sigma_{\eta,f}/\sigma_{\eta,0} \ll 1$). It depends on the sharpness of the high frequency edge of the laser beam and quantum processes⁵.

A phase displacement mechanism of ion acceleration can be used for the recovery of the ion beam energy and production of the next cooling cycle.

Note that the damping time of the same beam in the conventional scheme, according to (34), is $\tau_x = \tau_y \simeq \tau_\varphi \simeq 4.3 \cdot 10^3 \text{ sec}$, i.e., $\sim 10^3$ times higher.

Cooling of the beam in the longitudinal plane can be performed by a monochromatic laser beam with a scanning frequency for the time determined by (35), which is $\tau_\varphi \ll \tau_x$. It can be located in another straight section of the storage ring. Unfortunately, using of the optical resonator in this case (laser beam with a scanning frequency) has problems.

In the methods of enhanced radiative ion cooling, the laser beam does not have a sharp edge. Since the intensity of the beam is changed with the displacement of the ion orbits to the laser beam center, the laser beam will be similar to the wedge-shaped target. Such targets when they are at rest decrease the amplitudes of ion betatron oscillations in the case of target T_1 and increases them in the case of target T_2 in lesser degree than the target with sharp edges. This means that the requirements for sharpness of the laser target are not strong. A system of lasers can be used to increase the sharpness of the effective composite laser beam. For example, we can use in the considered example a third laser beam of the same maximum intensity as the first one with the dimension $\sigma_{L_3} \simeq \sigma_{L_1}/4$ intersecting the ion beam at a third straight section of the storage ring with the displacement $2\sigma_{L_1}$ relative to the radial position of the first laser.

V. FAST IONIZATION COOLING OF MUON BEAMS

Cooling of muon beams can be based on a friction of muons in dense material targets installed in storage rings. Such cooling follow from the features of muons and material targets: 1) short muon lifetime ($\tau_0 \simeq 2.2\mu\text{s}$, $m_\mu \simeq 207m_e$), 2) absence of strong interactions of muons with nuclei of the target, 3) high rate of the muon energy loss in the target [29] - [31]. In this case a target completely overlaps a muon beam, its transverse position is motionless, all muons interact with the target independently of their energy and amplitude of betatron oscillations. Unfortunately, in this method the difference in rates of momentum loss of muons having maximum and minimum energies is small (limited by (8)).

Below a method of fast two-dimensional ionization cooling of muon beams in storage rings is considered. This method is based on two processes: 1) enhanced ionization cooling of muon beams in the longitudinal plane accompanying by week heating of the beam in the transverse plane, 2) fast ionization cooling of muon beams in the transverse plane accompanying by near the same degree of heating in the longitudinal plane (fast emittance exchange through dispersion coupling).

A. Enhanced ionization cooling of muon beams in the longitudinal plane

Enhanced cooling of muon beams in the longitudinal plane is based on the energy loss of muons in a material

³ At present such lasers are in operation [26] - [27].

⁴ Finesse of $1.9 \cdot 10^6$ was reported near $\lambda = 850 \text{ nm}$ in [28].

⁵ The energy spread of the being cooled ion beam is limited by quantum processes of Rayleigh scattering to the value $\sigma_{\varepsilon,q} \simeq 2 < \hbar\omega^s \rangle = 118 \text{ keV}$.

target T_2 (see section 3) moving in the radial direction back and forth between outside orbit to inside one when the radio-frequency (RF) system of the storage ring is switched off and material target is homogeneous and has sharp edge in the radial direction. The target must be located in the straight section of a storage ring (see Fig.3). As a result, all muons will be gathered at the minimum energy in a short time (33).

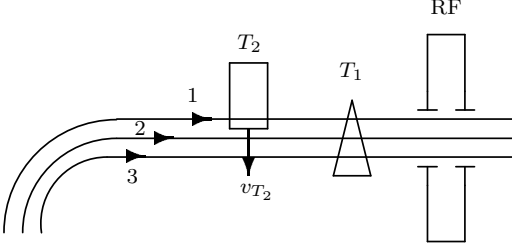


FIG. 3: Scheme of enhanced muon cooling. 1,3 are off momentum closed orbits; 2, central (synchronous) orbit; T_1 , immovable wedgeshape target; T_2 , movable target; RF, Radiofrequency cavity.

In this case final muon betatron and dispersive beam sizes are determined by (19) and (31) accordingly. The efficiency of enhanced longitudinal ionization cooling is the higher the smaller the ratio R of the betatron to dispersion beam sizes in (31). It follows that the target T_2 must be installed in the straight section with high-dispersion and low-beta functions. According to (19) and (31), the enhanced longitudinal ionization cooling can lead to a high degree of cooling of ion beams in the longitudinal plane and to considerably lesser degree of heating in the transverse one.

B. Fast ionization cooling of muon beams in the transverse plane

Fast transverse cooling of muon beams by motionless wedge-shaped material target T_1 can be used [30, 32, 33]. In this case, according to (6), (7), damping times caused by the target are determined by the expressions

$$\tau_x = -\tau_\varphi = \frac{2\varepsilon_s}{J_{x,\varphi}\overline{P}_s}, \quad (40)$$

where coefficients $J_x = -J_\varphi = D_x/h$, $2h$ is the height of the target T_1 and \overline{P}_s is the rate of the muon energy loss at the position $x_\eta = 0$. We supposed that the power $\overline{P} = \overline{P}_s(h - x/h)$ and neglected the direct dependence of the muon energy loss in the target on its energy.

If the value $J_{x,\varphi} \gg 1$, the target can lead to a high degree fast cooling of muon beams in transverse plane and almost the same fast heating in the longitudinal one (compare with (8)). The combination of fast cooling in transverse plane with the more fast enhanced cooling in

the longitudinal plane can lead to a two-dimensional fast cooling in both planes.

Below we denote the relative damping coefficient in (33) by $J_\varepsilon^{enh} = k_{2,e}\varepsilon/\sigma_{\varepsilon,0}$ and the similar coefficients in (40) by J_x^{conv} , J_ε^{conv} ($J_x^{conv} = -J_\varepsilon^{conv}$). In this case, according to (19), the coefficient $J_x^{enh} = -J_\varepsilon^{enh}/2$. The average damping times are determined by coefficients $J_x^{eff} = J_x^{enh} + J_x^{conv} = -J_\varepsilon^{enh}/2 + J_x^{conv}$, $J_\varepsilon^{eff} = J_\varepsilon^{enh} + J_\varepsilon^{conv} = J_\varepsilon^{enh} - J_x^{conv}$. If we choose $J_x^{conv} = 3J_\varepsilon^{enh}/4$ the averaged decrements will be equal $J_x^{eff} = J_\varepsilon^{eff} = J_\varepsilon^{enh}/4$. Accordingly, the effective damping times⁶

$$\tau_x^{eff} = \tau_\varphi^{eff} = \frac{8\sigma_{\varepsilon,0}}{J_\varepsilon^{enh}\overline{P}_s} \simeq \frac{5\sigma_{\varepsilon,0}}{\overline{P}_s}. \quad (41)$$

Note that the damping time of the same beam and the energy loss in the target for this time in the conventional scheme, according to (8), (41), is $(\varepsilon/10\sigma_\varepsilon)|_{\sigma_\varepsilon/\varepsilon \simeq 10^{-3}} = 10^3$ times higher.

A phase displacement mechanism and eddy electric fields can be used for the muon acceleration (the recovery of the muon beam energy) and production of the next cooling cycle. Cooling in the RF buckets can be used as well. In this case, the energy losses of muons in the laser beam target T_2 per turn must be higher than the maximum energy gain in the RF system to neglect the influence of the RF fields on the enhanced cooling process. Damping time in this case is smaller than the period of synchrotron oscillations. The motion of the target T_2 must be limited to the region $x_{T_2} > 0$, frequency of synchrotron oscillations must be high (decades of revolutions) and the period of the target T_2 oscillations must be less (about 1/4) of the period of synchrotron oscillations. Cooling of particle beams in RF buckets is a problem to be considered elsewhere.

VI. FAST COOLING OF ELECTRON BEAMS

Enhanced cooling by a laser beam target T_2 longitudinally and a fast emittance exchange between longitudinal and transverse radial planes by a motionless laser beam target T_1 can be used for fast two-dimensional cooling of the electron beam (analogy of the fast muon cooling). Backward Compton scattering is used for cooling [13], [14]. The laser T_1 has to be displaced from the reference orbit, which is a synchronous one as well, to the distance $x = \sigma_{L1}/\sqrt{2}$ towards the ring center to have the intensity gradient along the radial direction of the Gaussian laser beam. Under these conditions the damping decrements of the radial betatron and synchrotron oscillations are equal:

⁶ Enhanced cooling is not exponential in a cycle but exponential when averaged over many cycles.

$$\alpha_x^{fast} = \frac{\bar{P}}{2\varepsilon} \left(1 - \frac{D_x}{\beta^2} \frac{\partial \ln \bar{P}}{\partial x} \right) = \frac{\bar{P}}{2\varepsilon} \left(1 - \frac{\sqrt{2}D_x}{\beta^2 \sigma_{T_1}} \right),$$

$$\alpha_\varepsilon^{fast} = \frac{\bar{P}}{2\varepsilon} \left(1 + \frac{D_x}{\beta^2} \frac{\partial \ln \bar{P}}{\partial x} \right) = \frac{\bar{P}}{2\varepsilon} \left(1 + \frac{\sqrt{2}D_x}{\beta^2 \sigma_{T_1}} \right), \quad (42)$$

where $\bar{P}(x) \sim I_{L_1}(x) = I_{L_1,m} \exp(-x^2/\sigma_{L_1}^2)$ is the average power of scattered radiation for the displaced laser and ion beams and $\partial \ln \bar{P}/\partial x = \partial \ln I_{L_1}/\partial x$.

In this case, we can not neglect synchrotron radiation losses. Cooling in the RF buckets must be used. The energy losses of electrons in the laser beam target T_2 per turn must be higher than the maximum energy gain in the RF system to neglect the influence of the RF fields on the enhanced cooling process. Damping time in this case is smaller than the period of synchrotron oscillations. The motion of target T_2 must be limited to the region

$x_{T_2} > 0$. Small gap and high magnetic field microundulator can be installed at the edge of the working region of the storage ring instead of the laser beam target T_2 . Ordinary high magnetic field undulator with decreased magnetic field in the radial direction can be used instead of the laser beam target T_1 .

VII. CONCLUSION

In this paper we have considered two non-resonance schemes of enhanced cooling of particle beams when targets are moving in the radial direction. These schemes, in combination with other schemes of fast cooling or emittance exchange, permit to overcome the Robinson's damping criterion and to increase the rates of three-dimensional cooling by $\sim 2 \div 3$ orders of their values.

The author acknowledges the support of this work by the Russian Foundation of Basic Research under Grant No 02-02-16209.

-
- [1] K.W.Robinson, Phys. Rev., 1958, v.111, No 2, p.373.
- [2] A.A.Kolomensky and A.N.Lebedev, CERN Symposium 1, 447, Geneva (1956); Nuovo Cim. Suppl., v.7, 43 (1958); Theory of Cyclic Accelerators. North Holland Publ., C⁰, 1966.
- [3] H.Wiedemann, Particle Accelerator Physics I and II (Springer-Verlag, New York, 1993).
- [4] H.Bruck, Accelérateurs Circulaires de Particules, Institut National des Sciences at Techniques Nuclearies Saclay, Press Universitaires de France, 1966.
- [5] V.I.Smirnov, Kurs vyshei matematiki, vol.3, part 2, GITTL, Moscow, 1951.
- [6] D.Neuffer, Particle accelerators, V.14, p.75, 1983.
- [7] E.G.Bessonov and Kwang-Je Kim, Preprint LBL-37458 UC-414, 1995; Phys. Rev. Lett., 1996, vol.76, p.431.
- [8] I.Lauer, U.Eisenbarth, M.Grieser, R.Grimm, P.Lenisa, V.Luger, T.Schatz, U.Schramm, D.Schwalm, M.Weidemuller, Phys. Rev. Lett., v.31, No 10, p.2052, 1998.
- [9] Zh. Huang, R.D.Ruth, Phys. Rev. Lett., v.80, No 5, 1998, p. 976.
- [10] E.G.Bessonov, Journal of Russian Laser Research, 15, No 5, (1994), p.403.
- [11] E.G.Bessonov, Proc. of the Internat. Linear Accelerator Conf. LINAC94, Tsukuba, KEK, 1994, Vol.2, pp.786;
- [12] E.G.Bessonov, K.-J.Kim, Proc. 5th European Particle Accelerator Conference, Sitges, Barcelona, 10-14 June 1996, v.2, p. 1196.
- [13] E.G.Bessonov, Proceedings of the International Advanced ICFA Beam Dynamics Workshop on Quantum Aspects of Beam Physics, October 15-20, 2000. Capri, Italy, World Scientific, Ed. Pisin Chen, p.113; <http://xxx.lanl.gov/abs/physics/0001067>, 31p.
- [14] E.G.Bessonov, Report at ICFA2001 WS, Stony Brook, NY, USA, 2001; Published in: physics/0111184, physics/0202040.
- [15] E.G.Bessonov, Proc. 18th Int. Conf.on High Energy Accelerators, HEACC 2001, March 26-30, 2001, Tsukuba, Japan, <http://conference.kek.jp/heacc2001/ProceedingsHP.html> (P2new11); physics/0203036.
- [16] Crystalline beams and Related Issues, Ed. D.M.Maletic and A.G.Ruggiero, World Scientific Publishing, 1999.
- [17] P.J.Channel, J. Apply Physics, v. 52(6), p.3791 (1981).
- [18] L.D.Selvo, R.Bonifacio, W.Barletta, Optics Communications, v.116, (1995), p.374.
- [19] S.Shröder, R.Clein, N.Boos, et al., Phys. Rev. Lett., v. 64, No 24, p.2901 (1990).
- [20] J.S.Hangst, M.Kristensen, J.S.Nielsen O.Poulsen, J.P.Schifter, P.Shi, Phys. Rev. Lett., v. 67. 1238 (1991).
- [21] J.S.Hangst, K.Berg-Sorensen, P.S.Jessen, et al., Proc. IEEE Part. Accel. Conf., San Francisco, May 6-9, NY, 1991, v.3, p.1764.
- [22] D.Habs, V.Balykin, M.Griezer, R.Grimm, E.Jaeshke, M.Music, W.Petrich, D.Schwalm, A.Wolf, G.Huber, R.Neumann, Proc. of the Workshop on Electron Cooling and New Techniques, Lengardo, Padova - Italy, 1990, World Scientific, p.122.
- [23] W.Petrich, M.Grieser, R.Grimm, A.Gruber, D.Habs, H.-J.Miesner, D.Schwalm, B.Wanner, H.Werne, A.Wolf, R.Grieser, G.Huber, R.Klein, T.Kuhl, R.Neumann, S.Schroder, Phys. Rev. A, v.48, No 3, 1993, p.2127.
- [24] J.S.Hangst, J.S.Nielsen, O.Poulsen, P.Shi, J.P.Shiffer, Phys. Rev. Lett., v.74, No 22, p.4432 (1995).
- [25] D.V.Neuffer, Nucl. Instr. Methods, 1994, v.A350, p.24.
- [26] S.V.Benson, Nucl. Instr. Meth., A483, (2002), p. 1.
- [27] E.J.Minehara, Nucl. Instr. Meth., A483, (2002), p. 8.
- [28] G.Rempe, R.J.Thompson, H.J.Kimble, Optics Letters, v.17, No 5, 1992, p. 363.
- [29] D.Neuffer, Particle accelerators, V.14, p.75, 1983.
- [30] D.V.Neuffer, Nucl. Instr. Methods, 1994, v.A350, p.24.
- [31] H.Okamoto, A.M.Sessler, and D.Möhl, Phys. Rev. Lett. **72**, 3977 (1994).
- [32] O'Neil G., Phys. Rev., 102, 1418 (1956);
- [33] A.Shoch, Nucl. Instr. Meth, v.11, p.40 (1961).