

## Virtual Data in CMS Analysis

A. Arbree, P. Avery, D. Bourilkov, R. Cavanaugh, J. Rodriguez  
*University of Florida, Gainesville, FL 32611, USA*

G. Graham  
*FNAL, Batavia, IL 60510, USA*

M. Wilde  
*ANL, Argonne, IL 60439, USA*

Y. Zhao  
*University of Chicago, Chicago, IL 60637, USA*

Presented by D.Bourilkov, [bourilkov@mailaps.org](mailto:bourilkov@mailaps.org)

The use of virtual data for enhancing the collaboration between large groups of scientists is explored in several ways:

- by defining “virtual” parameter spaces which can be searched and shared in an organized way by a collaboration of scientists in the course of their analysis
- by providing a mechanism to log the provenance of results and the ability to trace them back to the various stages in the analysis of real or simulated data
- by creating “check points” in the course of an analysis to permit collaborators to explore their own analysis branches by refining selections, improving the signal to background ratio, varying the estimation of parameters, etc.
- by facilitating the audit of an analysis and the reproduction of its results by a different group, or in a peer review context.

We describe a prototype for the analysis of data from the CMS experiment based on the virtual data system **Chimera** and the object-oriented data analysis framework **ROOT**. The **Chimera** system is used to chain together several steps in the analysis process including the Monte Carlo generation of data, the simulation of detector response, the reconstruction of physics objects and their subsequent analysis, histogramming and visualization using the **ROOT** framework.

### 1. INTRODUCTION

A look-up in the Webster dictionary gives:

**virtual**

Function: adjective

Etymology: Middle English, possessed of certain physical virtues, from Medieval Latin *virtualis*, from Latin *virtus* strength, virtue.

In this contribution we explore the virtue of virtual data in the scientific analysis process, taking as an example the coming generation of high energy physics (HEP) experiments at the Large Hadron Collider (LHC), under construction at CERN close to Geneva.

Most data in contemporary science are the product of increasingly complex computations and procedures applied on the raw information coming from detectors (the “measurements”) or from numeric simulations - e.g. reconstruction, calibration, selection, noise reduction, filtering, estimation of parameters etc. High energy physics and many other sciences are increasingly CPU and data intensive. In fact, many new problems can only be addressed at the high data volume frontier. In this context, not only data analysis transformations, but also the detailed log of how

those transformations were applied, become a vital intellectual resource of the scientific community. The collaborative processes of these ever-larger groups require new approaches and tools enabling the efficient sharing of knowledge and data across a geographically distributed and diverse environment.

The scientific analysis process demands the precise tracking of how data products are to be derived, in order to be able to create and/or recreate them on demand. In this context virtual data are data products with a well defined method of production or reproduction. The concept of “virtuality” with respect to existence means that we can define data products that may be produced in the future, as well as record the “history” of products that exist now or have existed at some point in the past. Recording and discovering the relationships can be important for many reasons - some of them, adapted from [1] to high energy physics applications, are given below:

- “I have found some interesting data, but I need to know exactly what corrections were applied before I can trust it.”
- “I have detected a muon calibration error and want to know which derived data products need

to be recomputed.”

- “I want to search a huge database for rare electron events. If a program that does this analysis exists, I will not have to reinvent the wheel.”
- “I want to apply a forward jet analysis to 100M events. If the results already exist, I will save weeks of computation.”

We need a “virtual data management” tool that can “re-materialize” data products that were deleted, generate data products that were defined but never created, regenerate data when data dependencies or algorithms change, and/or create replicas at remote locations when recreation is more efficient than data transfer.

The virtual data paradigm records data provenance by tracking how new data is derived from transformations on other data [1]. It focuses on two central concepts: transformations and derivations. A *transformation* is a computational procedure used to derive data. A *derivation* is an invocation of such a procedure, resulting in the instantiation of a potential data product. *Data provenance* is the exact history of any existing (or virtual) data product. Often the data products are large datasets, and the management of dataset transformations is critical to the scientific analysis process.

From the scientist’s point of view, data trackability and result auditability are crucial, as the reproducibility of results is fundamental to the nature of science. To support this need we require and envision something like a “virtual logbook” that provides the following capabilities:

- easy sharing of tools and data to facilitate collaboration - all data comes complete with a “recipe” on how to produce or reproduce it;
- individuals can discover in a fast and well defined way other scientists’ work and build from it;
- different teams can work in a modular, semi-autonomous fashion; they can reuse previous data/code/results or entire analysis chains;
- the often tedious procedures of repair and correction of data can be automated using a paradigm similar to that which “make” implements for rebuilding application code;
- on a higher level, systems can be designed for workflow management and performance optimization, including the tedious processes of staging in data from a remote site or recreating it locally on demand (transparency with respect to location and existence of the data);

## 2. CHIMERA - THE GRIPHYN VIRTUAL DATA SYSTEM

To experiment with and explore the benefits of data derivation tracking and virtual data management, a virtual data system called *Chimera* [1] is under active development in the GriPhyN project [2]. A persistent *virtual data catalog* (VDC), based on a relational virtual data schema, provides a compact and expressive representation of the computational procedures used to derive data, as well as invocations of those procedures and the datasets produced by those invocations.

Applications access *Chimera* via a *virtual data language* (VDL), which supports both *data definition* statements, used for populating a *Chimera* database and for deleting and updating virtual data definitions, and *query* statements, used to retrieve information from the database. The VDL has two formats: a textual form that can be used for manual VDL composition, and an XML form for machine-to-machine component integration.

*Chimera* VDL processing commands implement requests for constructing and querying database entries in the VDC. These commands are implemented in *JAVA* and can be invoked from the *JAVA* API or from the command line.

The *Chimera* virtual data language describes data transformation using a function-call-like paradigm. It defines a set of relations to capture and formalize descriptions of how a program can be invoked, and to record its potential and/or actual invocations. The main entities of this language are described below:

- A *transformation* is an executable program. Associated with a transformation is an abstract description of how the program is invoked (e.g. executable name, location, arguments, environment). It is similar to a “function declaration” in C/C++. A transformation is identified by the tuple [namespace]::identifier:[version #].
- A *derivation* represents an execution of a transformation. It is an invocation of a transformation with specific arguments, so it is similar to a “function call” in C/C++. Associated with a derivation is the name of the corresponding transformation, the names of the data objects to which the transformation is applied and other derivation-specific information (e.g. values for parameters, execution time). The derivation can be a record of how data products came into existence *or* a recipe for creating them at some point in the future. A derivation is identified by the tuple [namespace]::identifier:[version range].
- A *data object* is a named entity that may be consumed or produced by a derivation. In the current version, a data object is a *logical file*, named by a *logical file name* (LFN). A separate

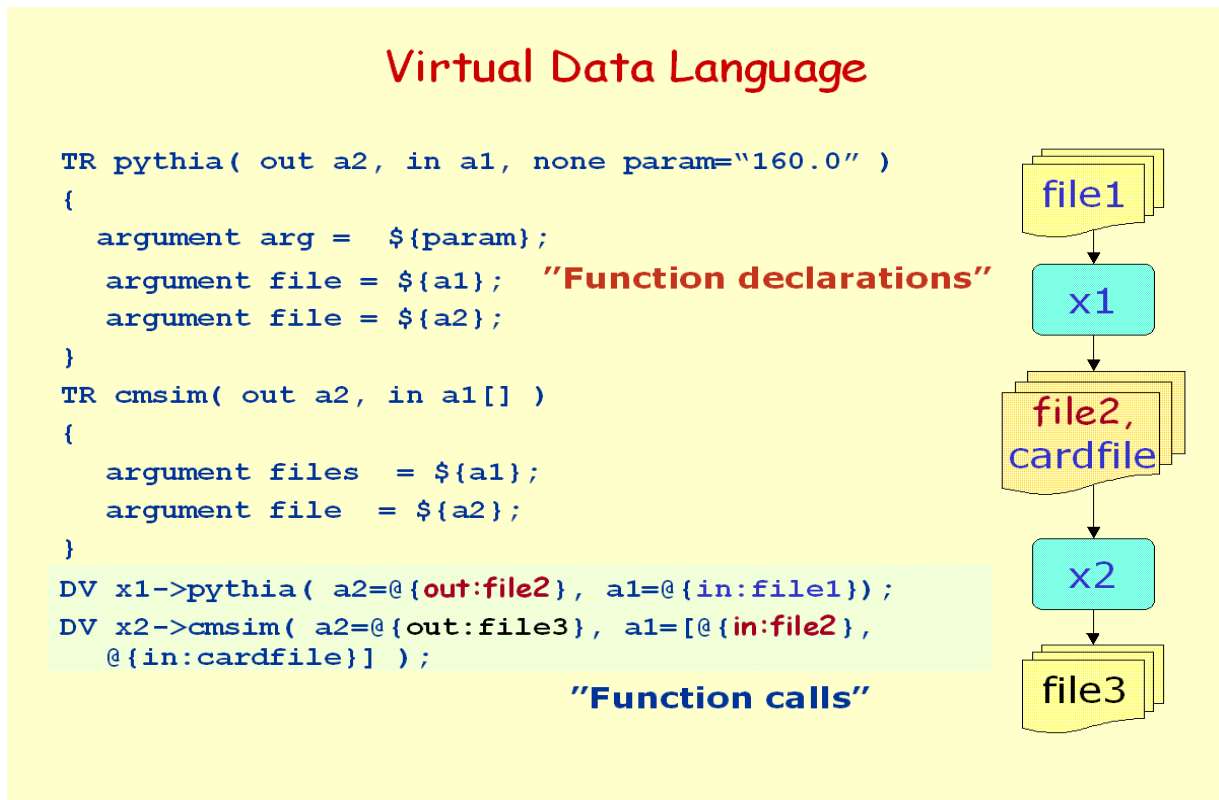


Figure 1: Example of a VDL description for a pipeline with two steps.

replica catalog (RC) or replica location service (RLS) is used to map from logical file names to physical location(s) for replicas. Associated with a data object is simple metadata information about that object.

An example of the virtual data language description for a simple pipeline with two steps is shown in Figure 1. We define two transformations, called PYTHIA and CMSIM, which correspond to the generation of high energy interactions with the Monte Carlo program PYTHIA [3] and the modeling of the detector response in the CMS experiment [4, 5, 6]. Then we define two invocations of these transformations where the formal parameters are replaced by actual parameters. The virtual data system detects the dependency between the output and input files of the different steps (here file2) and automatically produces the whole chain. This is a simple chain - the virtual data system (VDS) has been tested successfully on much more complex pipelines with hundreds of derivations [7].

The Chimera system supports queries which return a representation of the tasks to be executed as a directed acyclic graph (DAG). When executed on a Data Grid it creates a specified data product. The steps of the virtual data request formulation, planning and execution process are shown schematically in Figure 2.

Chimera is integrated with other grid services to enable the creation of new data by executing computational schedules from database queries and the distributed management of the resulting data.

### 3. DATA ANALYSIS IN HEP

After a high energy physics detector is triggered, the information from the different systems is read and ultimately recorded (possibly after cleaning, filtering and initial reconstruction) to mass storage. The high intensity of the LHC beams usually results in more than one interaction taking place simultaneously, so a trigger records the combined response to all particles traversing the detector in the time window when the system is open. The first stages in the data processing are well defined and usually tightly controlled by the teams responsible for reconstruction, calibration, alignment, "official" simulation etc. The application of virtual data concepts in this area is discussed e.g. in [8].

In this contribution we are interested in the later stages of data processing and analysis, when various teams and individual scientists look at the data from many different angles - refining algorithms, updating calibrations or trying out new approaches, selecting

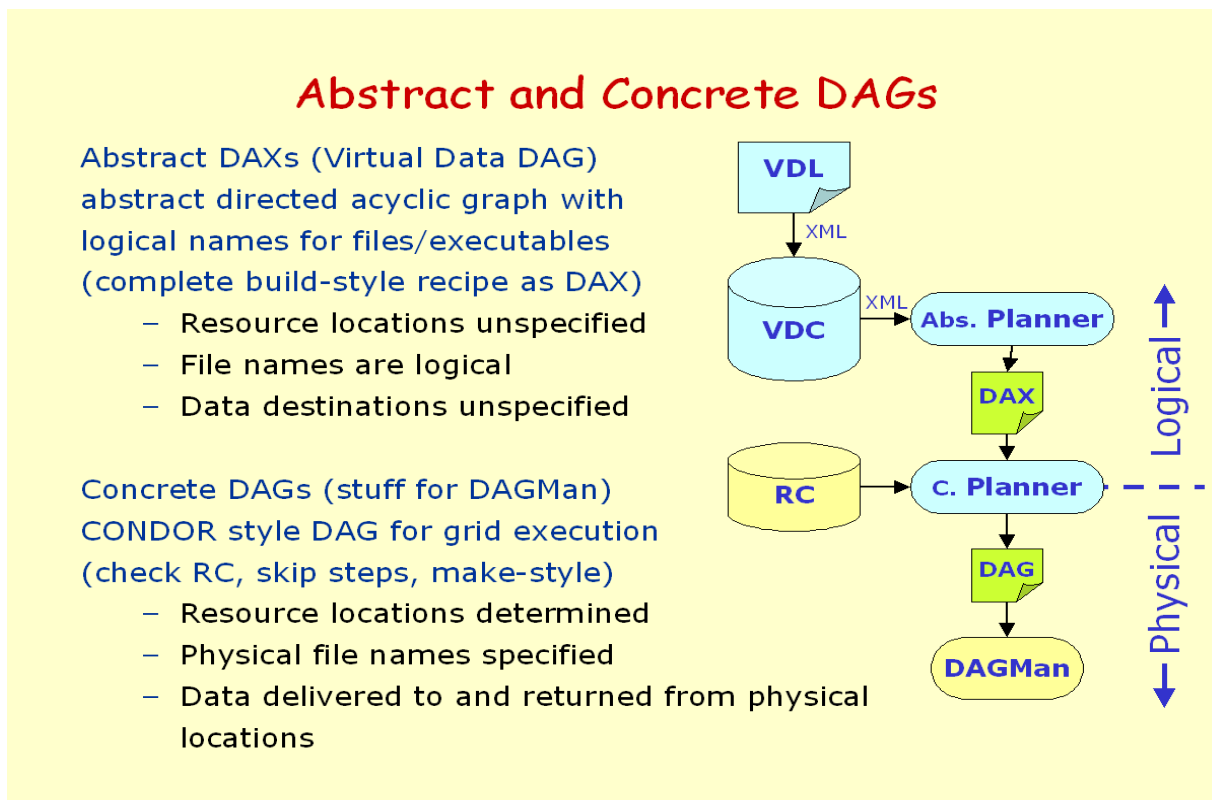


Figure 2: Steps in the derivation of a data product.

and analyzing a particular data set, estimating parameters etc., and ultimately producing and publishing physics results. Even in today's large collaborations this is a decentralized, "chaotic" activity, and is expected to grow substantially in complexity and scale for the LHC experiments. Clearly flexible enough systems, able to accommodate a large user base and use cases not all of which can be foreseen in advance, are needed. Here we explore the benefits that a virtual data system can bring in this vast and dynamic field.

An important feature of analysis systems is the ability to build scripts and/or executables "on the fly", including user supplied code and parameters. The user should be in position to modify the inputs on her/his desk(lap)top and request a derived data product, possibly linking with preinstalled libraries on the execution sites. A grid-type system can store large volumes of data at geographically remote locations and provide the necessary computing power for larger tasks. The results are returned to the user or stored and published from the remote site(s). An example of this vision is shown in Figure 3. The *Chimera* system can be used as a building block for a collaborative analysis environment, providing "virtual data logbook" capabilities and the ability to explore the metadata associated with different data products.

To explore the use of virtual data in HEP analysis, we take as a concrete (but greatly simplified) example

an analysis searching for the Higgs boson at the LHC. The process begins with an analysis group that defines a virtual data space for *future* use by its members. At the start, this space is populated solely with virtual data definitions, and contains no materialized data products at all. A subgroup then decides to search for Higgs candidates with mass around 160 GeV. It selects candidates for Higgs decaying to  $W^+W^-$  and  $ZZ$  bosons,  $\tau^+\tau^-$  leptons and  $b\bar{b}$  quarks. Then it concentrates on the main decay channel  $H \rightarrow W^+W^-$ . To suppress the background, only events where both  $W$ s decay to leptons are selected for further processing. Then the channel  $WW \rightarrow e\nu\mu\nu$  is picked up as having low background. At each stage in the analysis interesting events can be visualized and plots for all quantities of interest can be produced. Using the virtual data system all steps can be recorded and stored in the virtual data catalog. Let us assume that a new member joins the group. It is quite easy to discover exactly what has been done so far for a particular decay channel, to validate how it was done, and to refine the analysis. A scientist wanting to dig deeper can add a new derived data branch by, for example, applying a more sophisticated selection, and continuing to investigate down the new branch (see Figure 4). Of course, the results of the group can be shared easily with other teams and individuals in the collaboration, working on similar topics, providing or re-using bet-

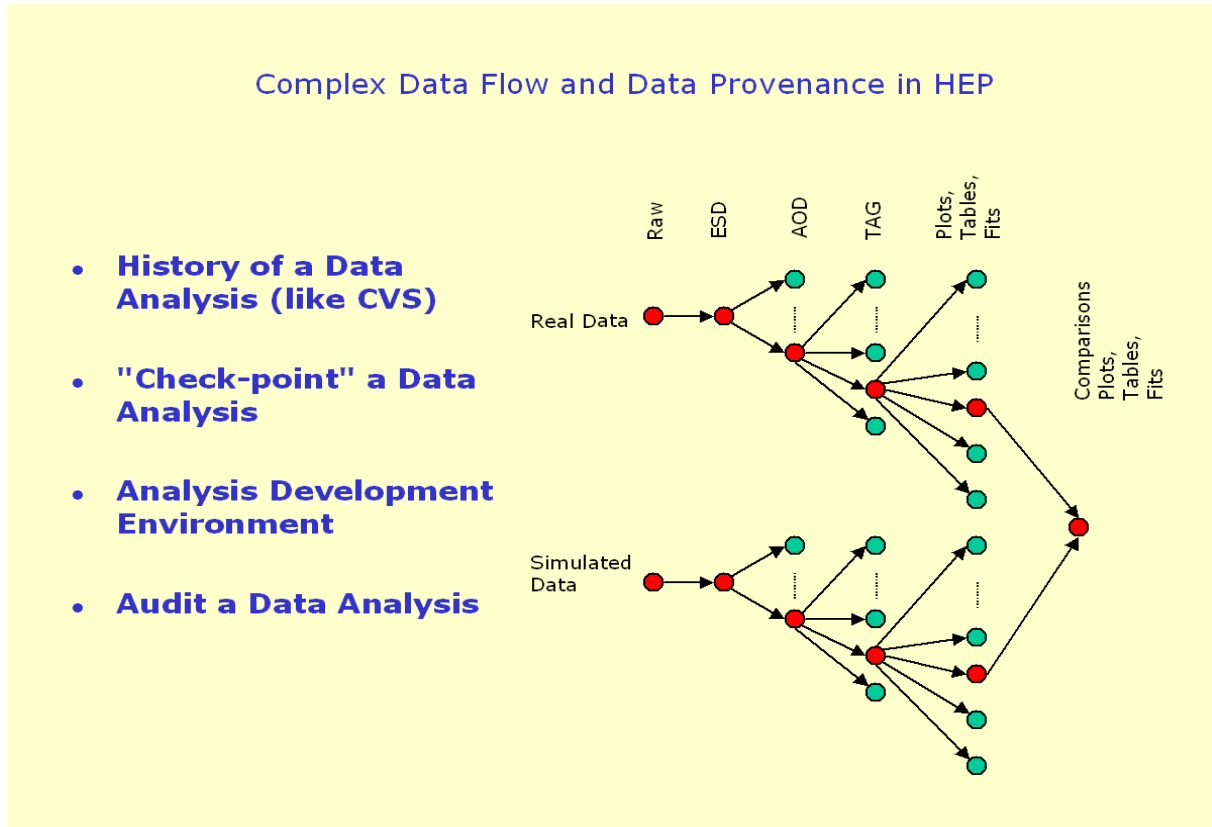


Figure 3: Example of a collaborative analysis environment.

ter algorithms etc. The starting of new subjects will profit from the availability of the accumulated experience. At publication time it will be much easier to perform an accurate audit of the results, and to work with internal referees who may require details of the analysis or additional checks.

#### 4. PROTOTYPES

In this section we describe the process of incorporating *Chimera* in a prototype of real analysis system, and examine some of the issues that arise. In this study we use events generated with *PYTHIA* (or the CMS *PYTHIA* implementation in *CMKIN*), and analyze, histogram and visualize them with the object-oriented data analysis framework *ROOT* [9]. In the basic *Chimera* implementation, the transformation is a pre-existing program. Using the flexibility of the virtual data system, we design our prototype with “strong” data provenance by using additional steps in the pipeline. The Concurrent Version System (CVS) is well suited to provide version control for a rapid development by a large team and to store, by the mechanism of tagging releases, many versions so that they

can be extracted in exactly the same form even if modified, added or deleted since that time. In our design we use wrappers (shell scripts) at all stages in order to make the system more dynamic. In a first step we provide a tag to the VDS and (using CVS) extract the *FORTRAN* source code and the library version number for the second, the data cards for the third and the *C++* code for the last step. In the second step we compile and link *PYTHIA* “on the fly”, using the library version as specified above. In the third step we generate events with the executable and the datacards from the first two steps. In the next, rather technical, step, we convert the generated events, which are stored in column-wise ntuples using *FORTRAN* calls to *HBOOK*, to *ROOT* trees for analysis. In the final step we execute a *ROOT* wrapper which takes as input the *C++* code to be run on the generated events and produces histograms or event displays. After we define the transformations and some derivations to produce a given data product, the *Chimera* system takes care of all dependencies, as shown in the DAG of Figure 5, which is “assembled” and run automatically.

The *Chimera* configuration files describing our installed transformations are presented below for reference.

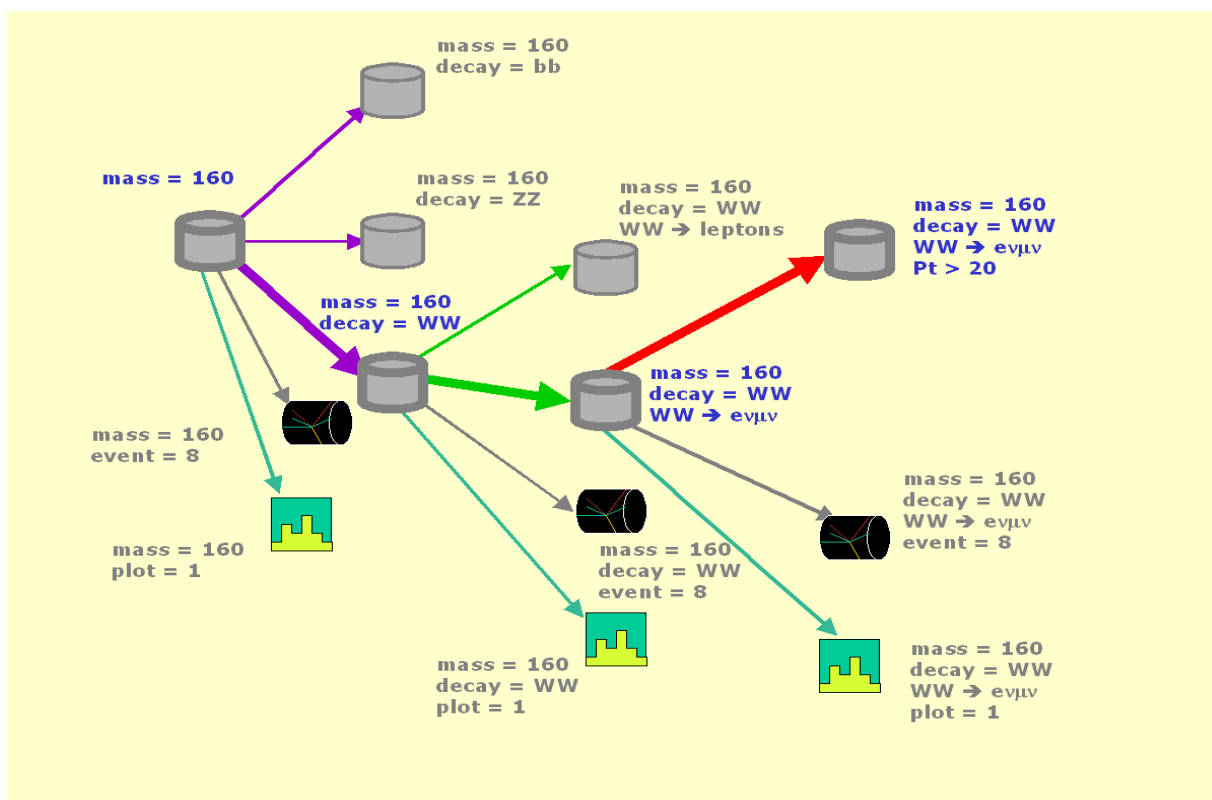


Figure 4: Example of an analysis group exploring a virtual data space.

Transformation catalog (expects pre-built executables)

#pool	ltransformation	physical transformation	environment String
local	hw	/bin/echo	null
local	pythcvs	/workdir/lhc-h-6-cvs	null
local	pythlin	/workdir/lhc-h-6-link	null
local	pythgen	/workdir/lhc-h-6-run	null
local	pythtree	/workdir/h2root.sh	null
local	pythview	/workdir/root.sh	null
local	GriphynRC	/vdshome/bin/replica-catalog	JAVA_HOME=/vdt/jdk1.3;VDS_HOME=/vdshome
local	globus-url-copy	/vdt/bin/globus-url-copy	GLOBUS_LOCATION=/vdt;LD_LIBRARY_PATH=/vdt/lib
ufl	hw	/bin/echo	null
ufl	GriphynRC	/vdshome/bin/replica-catalog	JAVA_HOME=/vdt/jdk1.3.1_04;VDS_HOME=/vdshome
ufl	globus-url-copy	/vdt/bin/globus-url-copy	GLOBUS_LOCATION=/vdt;LD_LIBRARY_PATH=/vdt/lib

In our implementation we use MySQL as the persistent store for the virtual data catalog. The transformations are executed using a Chimera tool called the *shell planner*, which permits rapid prototyping by VDL processing through execution on a local machine rather than on a full-scale grid. Alternatively, the system can produce a DAG which can be submitted to a local Condor [10] pool or to a grid scheduler.

In the last step of the illustrated derivation graph we analyze the generated events using the rich set of tools available in ROOT. Besides selecting interesting events and plotting the variables describing them, we

develop a light-weight visualization in C++ based on the ROOT classes. Using this tool the user can rotate the event in 3D, produce 2D projections etc. Examples are shown in Figures 6 and 7.

## 5. OUTLOOK

We have developed a light-weight Chimera/PYTHIA/ROOT prototype for building executables "on the fly", generating events with PYTHIA or CMKIN, analyzing, plotting and visualizing them

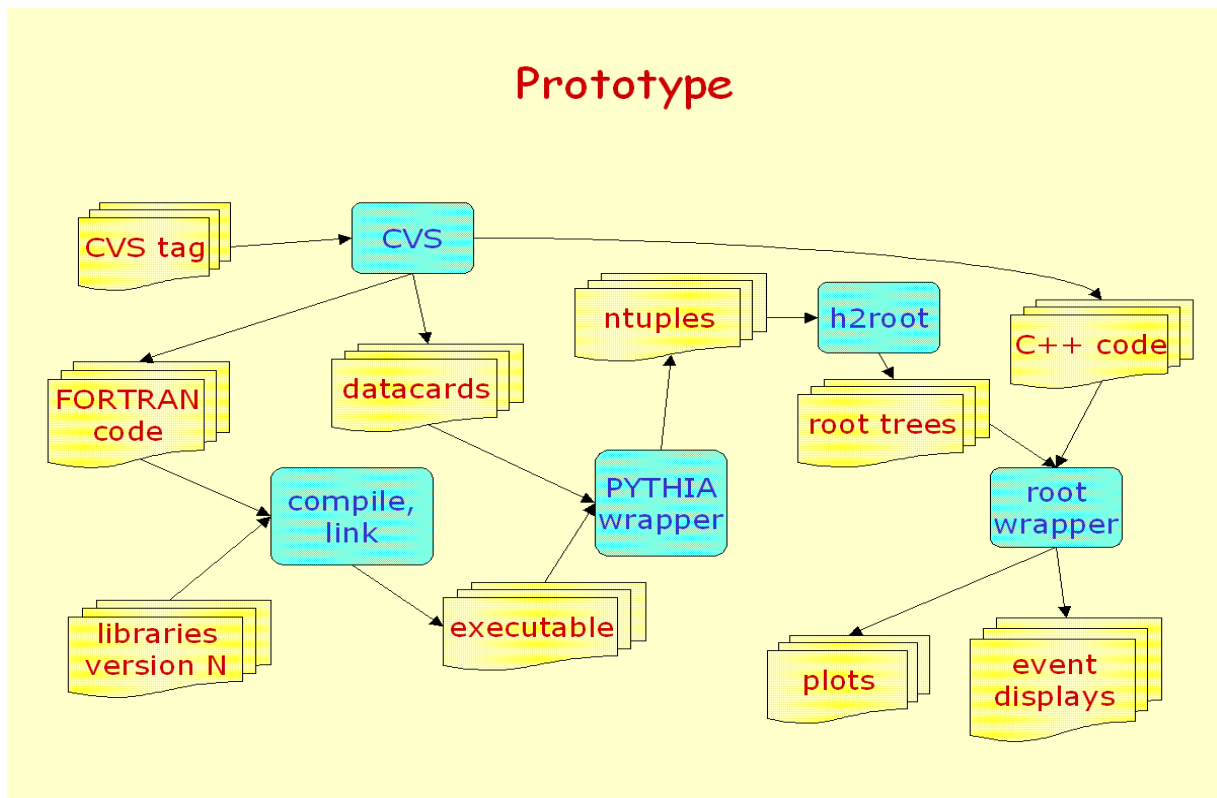


Figure 5: Analysis prototype.

with ROOT. Our experience shows that **Chimera** is a great integration tool. We are able to build a system from components using CVS, MySQL, FORTRAN code (PYTHIA) and C++ code (ROOT). The data provenance is fully recorded and can be accessed, discovered and reused at any time. The results reported here are a snapshot of work in progress which is continuing to evolve both in **Chimera** capabilities and their application to CMS analysis.

This work can be extended in several directions:

- collaborative workflow management
- automatic generation of derivation definitions from interactive ROOT sessions
- an interactively searchable metadata catalog of virtual data information

- a more powerful abstractions for datasets, beyond simple files
- control of all phases in the solving of multi-step CPU intensive scientific problems (e.g. the study of parton density function uncertainties [11])
- integration with the CLARENS system [12] for remote data access
- integration with the ROOT/PROOF system for parallel analysis of large data sets

Interested readers can try out the prototype demo, which at the time of this writing is available at the following URL:

[grinhead.phys.ufl.edu/~bourilkov/pythdemo/pythchain.php](http://grinhead.phys.ufl.edu/~bourilkov/pythdemo/pythchain.php) .

## Acknowledgments

This work is supported in part by the United States National Science Foundation under grants NSF ITR-0086044 (GriPhyN) and NSF PHY-0122557 (iVDGL).

## References

- [1] I. Foster *et al.*, “Chimera: A Virtual Data System for Representing, Querying, and Automating Data Derivation”, presented at the 14th In-






Figure 6: Event displays at LHC:  $H \rightarrow W^+W^- \rightarrow e\nu\mu\nu$ . The meaning of the colors: electrons - blue dashed, photons - blue, muons - red, neutrinos - yellow, charged hadrons - bright green, neutral long-lived ( $n$ ,  $K_L$ ) - green dashed, reconstructed jets: with the LUND algorithm - hot pink, with the cell algorithm (only detected particles) - aqua.

ternational Conference on Scientific and Statistical Database Management (SSDBM 2002), Edinburgh, 2002.

- [2] P. Avery, I. Foster, "The GriPhyN Project: Towards Petascale Virtual-Data Grids", GriPhyN Technical Report 2001-14, 2001.
- [3] T. Sjöstrand *et al.*, "High-energy-physics event generation with PYTHIA 6.1" *Comp. Phys. Commun.* **135** (2001) 238.
- [4] The CMS collaboration, "The Compact Muon Solenoid - Technical Proposal", CERN/LHCC 94-38, CERN, Geneva, 1994.
- [5] V. Innocente, L. Silvestris, D. Stickland, "CMS Software Architecture Software framework, Services and Persistency in High Level Trigger, Reconstruction and Analysis" CMS NOTE-

2000/047, CERN, 2000.

- [6] <http://cms-project-ccs.web.cern.ch/cms-project-ccs/>
- [7] J. Annis *et al.*, "Applying Chimera Virtual Data Concepts to Cluster Finding in the Sloan Digital Sky Survey", *Supercomputing 2003*.
- [8] A. Arbree *et al.*, "Virtual Data in CMS Production", TUAT011, these proceedings.
- [9] <http://root.cern.ch/Welcome.html> .
- [10] <http://www.cs.wisc.edu/condor> .
- [11] D. Bourilkov, "Study of parton density function uncertainties with LHAPDF and PYTHIA at LHC," arXiv:hep-ph/0305126.
- [12] <http://clarens.sourceforge.net/> .



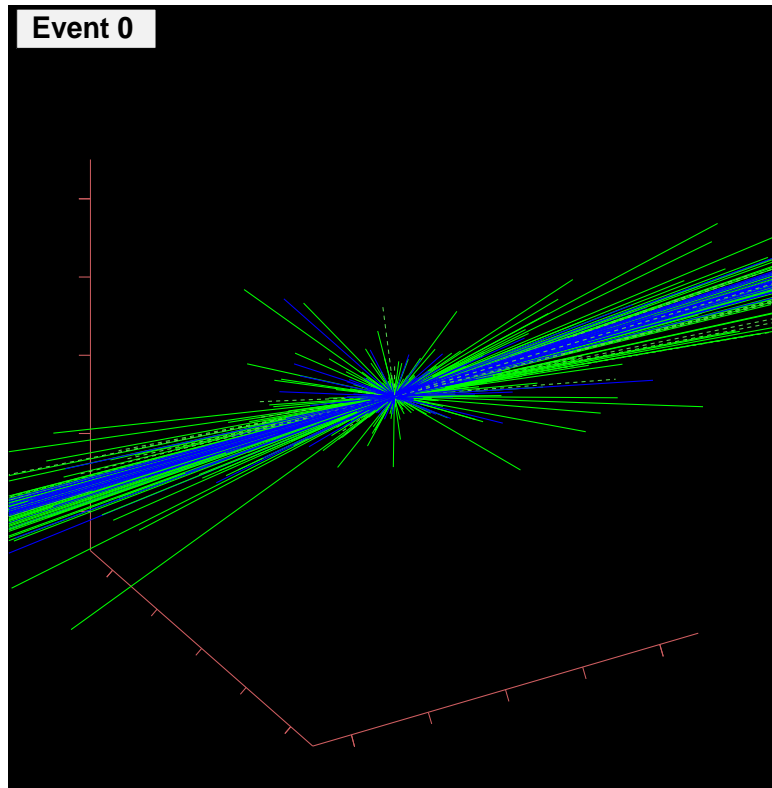


Figure 7: Event displays at LHC: a high multiplicity jet event.