

# Rapid Adiabatic Passage from an Atomic to a Molecular Condensate

Matt Mackie,<sup>1</sup> Andrew Carmichael,<sup>3</sup> Marijan Koštrun,<sup>3</sup> Rory J. Perkins,<sup>3</sup> Chen Xu,<sup>3</sup> Yi Zhen,<sup>3</sup>  
Kalle-Antti Suominen,<sup>1,2</sup> and Juha Javanainen<sup>3,4</sup>

<sup>1</sup>*Helsinki Institute of Physics, PL 64, FIN-00014 Helsingin yliopisto, Finland*

<sup>2</sup>*Department of Physics, University of Turku, FIN-20014, Turun yliopisto, Finland*

<sup>3</sup>*Department of Physics, University of Connecticut, Storrs, Connecticut, 06269-3046*

<sup>4</sup>*Optics and Molecular Materials, PL 2200, FIN-02015 Helsinki University of Technology, Finland*  
(November 9, 2018)

We examine collective magnetoassociation of a Bose-Einstein condensate (BEC), focusing on rapid adiabatic passage from atoms to molecules induced by a sweep of the magnetic field across a wide ( $\gtrsim 10$  G) Feshbach resonance in  $^{85}\text{Rb}$ . This problem raises an interest because strong magnetoassociation is expected to favor the creation of molecular-dissociated atom pairs over the formation of molecular BEC [Javanainen and Mackie, Phys. Rev. Lett. **88**, 090403 (2002)]. Nevertheless, the conversion to atom pairs is found to depend on the direction of the sweep, so that a system initially above threshold (open dissociation channel) may in fact give efficient conversion to molecules.

Photoassociation occurs when a laser is on resonance with a transition from the collisional state of an atom pair to the bound state of a molecule. The analogous process of magnetoassociation, which involves a Zeeman-shifted molecular level on Feshbach resonance with a colliding atom pair, has an identical formalism, and intuition developed in one case is applicable to the other. Specifically, the probability of photoassociation in a Bose-Einstein condensate (BEC) was found to approach unity [1], which opened the door to the possibility of using coherent magnetoassociation [2] or photoassociation [3,4] of already-Bose-condensed atoms to create a molecular BEC.

Early theory of coherent association was implicitly based on few-mode models that neglect transitions to noncondensate modes [2–4]. Such “rogue” [5,6], or unwanted [7,8], transitions to noncondensate modes occur because the dissociation of a zero-momentum ( $\mathbf{k} = 0$ ) BEC molecule need not take the atoms back to the zero-momentum atomic condensate, but may just as well end up with two atoms with opposite momenta ( $\pm\mathbf{k}$ ). Since the coherent condensate coupling scales like the square root of the laser intensity (Feshbach-resonance width) and the noncondensate coupling scales like the intensity, rogue dissociation is expected to play a dominant role in strongly coupled atom-molecule systems [5,6].

Pioneering experiments [9] with photoassociation of  $^{87}\text{Rb}$  BEC were found to be just on the verge [5] of coherent atom-molecule conversion. Next-generation Na [10] and  $^7\text{Li}$  [11] experiments were aimed at the strongly interacting regime, and probed the potential photoassociation rate limit. Meanwhile, experiments on magnetoassociation in  $^{85}\text{Rb}$  have led to dramatic losses of BEC atoms for a sweep of the magnetic field across resonance [12], a collapsing condensate with bursts of atoms emanating from a remnant condensate [13], a counterintuitive *decrease* in condensate losses for an increasing interaction time [14], and collective burst-remnant oscillations [15].

Rogue dissociation is the key to an overall understand-

ing of these experimental results. First, although the experiments remain inconclusive on this score [10,11], a rate limit is to be expected when the conversion to rogue-dissociated atom pairs dominates over the formation of molecular condensate [6,7]. Similarly, the losses for across-resonance sweeps [12], and the counterintuitive losses [14], can be viewed as rapid adiabatic passage from BEC to rogue-dissociated atoms pairs [16]. The remnant-burst oscillations [15] are identified as Ramsey fringes in the evolution between an atomic condensate and a molecular condensate dressed by noncondensate atom pairs [16–19].

There remains the matter of the formation of a molecular condensate. In magnetoassociation experiments, the sum of the remnant and burst atoms does not entirely account for the initial condensate, and the missing atoms are roughly consistent with calculations [16–19] of the number of molecules formed, thus indirectly confirming the realization of molecular BEC. Either way, the (measured) calculated fraction of (atom loss) molecular condensate is small ( $\lesssim 10\%$ ).

The question is whether an improvement of the  $^{85}\text{Rb}_2$  conversion efficiency is possible. Given the existing results [3,5–8,11,13–16], the immediate answer is no. The 155 G magnetoassociation resonance in  $^{85}\text{Rb}$  is exceptionally strong, and rogue dissociation is apparently prominent. Indeed, the qualitative agreement between experiment [12] and theory [16] indicates that the obvious solution, a  $\sim 1$  ms sweep of the magnetic field across resonance, merely causes rapid adiabatic passage from the initial atomic condensate to rogue-dissociated atoms, with very little molecular BEC formed. The present Letter reports our startling observation that, simply by reverting the direction of the sweep of the magnetic field from the experiments of Ref. [12], rapid adiabatic passage [3,5,20] may nonetheless efficiently convert from an atomic to a molecular condensate.

We continue to refine our mean-field model for pho-

toassociation and Feshbach resonance [6,16] in an attempt to extract as much quantitative accuracy out of it as possible. Since Bose enhancement favors the return of dissociated atoms back to the molecular BEC, we ignore all noncondensate modes of the molecule. The model thus includes an atomic condensate [described by the complex amplitude  $\alpha$ ], a molecular condensate [ $\beta$ ], and noncondensate atom pairs with zero total momentum [ $C(\epsilon) \propto \langle a_{\mathbf{p}} a_{-\mathbf{p}} \rangle$ ,  $\epsilon = \hbar \mathbf{k}^2/m$ ]. As new features we now incorporate possible Bose enhancement in the conversion of molecules to noncondensate atom pairs, conversion of the “anomalous” atom pair amplitudes [ $\langle a_{\mathbf{p}} a_{-\mathbf{p}} \rangle$ ] to usual atomic probabilities [ $P(\epsilon) = \langle a_{\mathbf{p}}^\dagger a_{\mathbf{p}} \rangle$ ], and a gradual high-energy cutoff of the coupling of molecules to atom pairs [ $f(\epsilon)$ ]. The system to be solved reads

$$i\dot{\alpha} = -\frac{\Omega}{\sqrt{2}}\beta\alpha^*, \quad (1a)$$

$$i\dot{\beta} = \delta_0\beta - \frac{\Omega}{\sqrt{2}}\alpha\alpha - \frac{\xi}{\sqrt{2\pi}} \int_0^\infty d\epsilon \sqrt[4]{\epsilon} \sqrt{2P(\epsilon)+1} f(\epsilon) C(\epsilon), \quad (1b)$$

$$i\dot{C}(\epsilon) = \epsilon C(\epsilon) - \frac{\xi}{\sqrt{2\pi}} \sqrt[4]{\epsilon} \sqrt{2P(\epsilon)+1} f^*(\epsilon)\beta, \quad (1c)$$

$$i\dot{P}(\epsilon) = \frac{2(2\pi)^{3/2} \sqrt{2P(\epsilon)+1}}{\sqrt[4]{\epsilon}} \Im[\xi f(\epsilon) C(\epsilon)\beta^*]. \quad (1d)$$

The “bare” energy of the bound molecular state referenced to the dissociation threshold is  $\hbar\delta_0$ , the coupling between atomic and molecular condensates is  $\Omega$ , and the coupling for dissociation of molecules into noncondensate atom pairs is  $\xi$ . The couplings are related in a density-dependent manner:  $\xi = \Omega/(2\sqrt{\pi}\omega_\rho^{3/4})$ ,  $\omega_\rho = \hbar\rho^{2/3}/m$ . The atom pair amplitude  $C(\epsilon)$  is scaled so that Eqs. (1) preserve the norm  $|\alpha|^2 + |\beta|^2 + \int d\epsilon |C(\epsilon)|^2 = 1$ . Also new is an average over the density profile of trapped atoms, which is identical for all three-dimensional Gaussian distributions with the same peak density  $\rho_0$ .

The energy profile  $f(\epsilon)$  is the most significant new addition. The default shape is such that  $f(\epsilon)$  starts as  $f = 1$  at  $\epsilon = 0$ , and falls off smoothly with energy over a characteristic scale  $\hbar\Delta\epsilon$ . Physically, this high-energy (-momentum) cutoff accounts for the fact that the atom-molecule coupling is not a contact interaction, but has a nonzero range. We use simple Fourier transform methods [16] to study the coupling-induced renormalization of the detuning,  $\delta_0 \rightarrow \delta$ , and the binding energy  $E_B$  of the dressed molecules consisting of a coherent superposition of the bare molecules [ $\beta$ ] and correlated atom pairs [ $C(\epsilon)$ ]. The physical detuning varies with the magnetic field applied on the sample as  $\hbar\delta = (B_0 - B)\Delta\mu$ , where  $B_0 = 154.9$  G is the position of a particular Feshbach resonance in  $^{85}\text{Rb}$ , and  $\Delta\mu = 2.23 \mu_B$  [17] is the difference in the magnetic moments of the participant atomic and molecular states.

To compare with close-coupled calculations [15,17], we have tried a number of different coupling functions  $f(\epsilon)$ ,

both ad-hoc and forms originating from square-well and Lennard-Jones models. For the generic  $f(\epsilon)$ , there is little qualitative difference between various choices. So far, the best match is for the ad-hoc profile  $|f(\epsilon)|^2 = \theta(\epsilon_M - \epsilon) \Delta\epsilon/(\Delta\epsilon + \epsilon)$ . The abrupt cutoff at  $\epsilon_M = 20 (\mu\text{s})^{-1}$  is for numerical purposes only, and was set high enough so that it has a minor effect on the results. The remaining parameter  $\xi$  and  $\Delta\epsilon$  are chosen in such a way that the desired binding energy is obtained at two widely spaced magnetic fields. The parameter values used here are  $\xi = 19.32 (\mu\text{s})^{-1/4}$  and  $\Delta\epsilon = 0.9537 (\mu\text{s})^{-1}$ . Comparison with Ref. [17] shows a maximum mismatch of about 9% around 160 G, which occurs because the close-coupling calculations were matched at the end points of the magnetic-field range considered ( $\sim 157$ -162 G).

In Ref. [17], an explicit sequence of two magnetic field pulses is specified with the implication that it was used to simulate a Ramsey-fringe experiment [15]. The fraction of condensate atoms, noncondensate atoms, and the sum thereof at the end of the pulse sequence are given as a function of the time that the magnetic field is held at a constant value between the pulses. However, the results in Ref. [17] are not consistent with the magnetic field during the holding period displayed in the pulse sequence, 160 G, and we replace this by the value used in the experiment being simulated, 159.84 G. We have thus carried out the same calculations using the present methods. In Fig. 1 we have copied the results from Ref. [17], and overlaid our calculations as plus signs. Though the comparison may look alarming, the apparent discrepancy originates from an about 10% difference in the frequency of the Ramsey fringes, exactly as expected based on the binding energy difference discussed above. Given that the two approaches are seemingly quite different, the match of the Ramsey fringes per se is excellent.

Unfortunately, when we turn to quantitative comparisons with experimental results, we still [16] receive a mixed message. For instance, let us revisit the experiment of Ref. [12]. The magnetic field is swept from 162 G to 132 G, so that the molecular dissociation channel is initially closed and opens when resonance is crossed. In Fig. 2, we borrow Fig. 2 from Ref. [12] showing the experimental fraction of atoms remaining in the atomic condensate after the magnetic field sweep as a function of the inverse of the sweep rate, and overlaid our results as crosses. The agreement would be excellent, had we not used the peak density  $\rho_0 = 1.1 \times 10^{13} \text{ cm}^{-3}$  (the same as in Fig. 1) whereas Ref. [12] reports  $\rho_0 = 1.0 \times 10^{12} \text{ cm}^{-3}$ .

Let us continue just the same to use the peak density  $\rho_0 = 1.1 \times 10^{13} \text{ cm}^{-3}$ , and ask what happens if the magnetic field is swept in the opposite direction, e.g., 142  $\rightarrow$  172 G. At first blush, not much; overlaying the lost-atom fraction on Fig. 2 would give agreement with the crosses for all but the fastest-sweep data point.

However, a profound difference emerges when the progress of sweeps is followed in time. In Fig. 3 we show the fractions of atomic and molecular condensate, and noncondensate atoms, as a function of the magnetic field.

Pane (a) is for a 172  $\rightarrow$  142 G sweep, pane (b) for the opposite sweep, and both inverse sweep rates are 20  $\mu\text{s}/\text{G}$ . In a Cornish-type [12] sweep, condensate atoms are unceremoniously converted to rogue atoms, and the molecular fraction remains negligible [16]. An opposite sweep begins the same; but, as the system moves well past the resonance, nearly all noncondensate atom pairs are converted into molecules. This conclusion is independent of sweep rate, and survives the density averaging. For the slowest sweep rate, 85% of the atoms would have been converted to molecules and 1% to noncondensate atoms.

To intuitively understand the double-adiabatic process that takes place here, consider a two-level system comprised of an atomic BEC (state 1) and a molecular BEC dressed by noncondensate atom pairs (state 2). Near resonance state 2 is primarily atom pairs, and so an adiabatic sweep of the detuning into the neighborhood of the threshold will necessarily convert the initial BEC into noncondensate atom pairs, regardless of direction of the sweep. The asymmetry arises because far below threshold state 2 is primarily molecular BEC. A sweep from above to below threshold will eventually convert the noncondensate pairs into molecular condensate. There is no such possibility for a sweep going the opposite way.

More precisely, our hypothesis for a sweep of the detuning from an initially-open to a finally-closed dissociation channel is as follows. The molecule may be strongly mixed with the atom pairs; but, the zero-energy atomic condensate holds the initial probability, and is off resonance from the dressed eigenstates with any substantial molecular component. As the detuning is swept, eventually eigenstates with a significant molecular amplitude are sufficiently close to resonance with the atomic condensate for transitions to take place. Transitions go mainly to the dressed molecule, *the* negative-energy eigenstate of the system. Continuing the sweep then gives adiabatic conversion from dressed to bare molecules. When the detuning is swept in the opposite direction (say, 162  $\rightarrow$  132 G), so that a dissociation channel opens for molecules after the resonance, the initial events are similar as in a sweep going the other way. However, after the resonance is crossed, the bare molecules will not separate as an eigenstate of their own but remain diluted by the atom pairs.

Whereas detuning-sweep conversion in a two-mode model is independent of sweep direction, strong rogue dissociation implies that transfer to molecules only happens for a sweep in which the molecular dissociation channel closes after the resonance. Past rate theory reasonably surmises that, after the dissociation channel closes, the molecules should not dissociate anymore [3]; however, while this serves as a convenient mnemonic, our present result is about *coherent evolution*, and at least directly is not about rates or a closing dissociation channel.

While excellent quantitative agreement with the Ref. [17] calculations is found, we are experiencing persistent problems when trying to match experiments [12,14]. Missing are both quenching of the molecules and colli-

sional decoherence of atom pairs. No quantitative data on such processes are available at this time, but we have been experimenting by adding relaxation mechanisms into our calculations. With a hand-picked model for collisions, an adequate agreement with the experimental data in Fig. 2 is reached without adjusting the density in the calculations. The problem is that a universal model for collisions that would lead to an agreement between theory and all of the experimental data at once is elusive.

Nevertheless, we propose making a  $^{85}\text{Rb}_2$  condensate simply by asymmetric adaptation of the single-pulse experiments of Claussen *et al.* [14]: form a BEC at 166 G; sweep fast ( $\sim 1 \text{ G}/\mu\text{s}$ ) to 142 G, losing a negligible number of atoms ( $\sim 1 \%$ ); sweep slowly ( $\sim 5 \times 10^{-3} \text{ G}/\mu\text{s}$ ) back to 172 G, efficiently converting the atoms to molecules. For modest densities ( $\langle\rho\rangle \lesssim 10^{12} \text{ cm}^{-3}$ ), ro-vibrational quenching at a rate comparable to Na [2] should be tolerable on millisecond timescales [21], and the efficient production of a molecular BEC ought to be within easy reach of experiments.

We have come full circle. In our earliest publication on coherent photoassociation (and, by formal equivalence, on magnetoassociation) of a BEC, we predicted rapid adiabatic passage from an atomic to a molecular condensate induced by a sweep of the detuning  $\delta$  across the resonance [3]. Those arguments were based on a two-mode model, *i.e.*, atomic and molecular condensates only. In the interim it has become evident [5,6] that rogue dissociation to noncondensate atoms is a dominant factor in the dynamics whenever  $\Omega \gtrsim \omega_\rho$ , a condition met by two orders of magnitude in the JILA experiments [12–15]. Hence, rapid adiabatic passage was not a leading possibility for creating a  $^{85}\text{Rb}_2$  molecular condensate. Now it has made a comeback with a vengeance.

While preparing this manuscript, we became aware of similar Na work by Yurovsky and Ben-Reuven [22].

Support: Academy of Finland (projects 43336 and 50314: MM and KAS); NSF and NASA (PHY-0097974, and NAG8-1428: AC, MK, CX, YZ, and JJ); and NSF REU program (RJP); express thanks (from JJ) to the Helsinki University of Technology and Matti Kaivola for support and hospitality during completion of this work.

- 
- [1] J. Javanainen and M. Mackie, *Phys. Rev. A* **58**, R789 (1998); P.S.Julienne *et al.*, *Phys. Rev. A* **58**, R797 (1999).
  - [2] E. Timmermans *et al.*, *Phys. Rep.* **315**, 199 (1999).
  - [3] J. Javanainen and M. Mackie, *Phys. Rev. A* **59**, R3186 (1999).
  - [4] D. J. Heinzen *et al.*, *Phys. Rev. Lett.* **84**, 5029 (2000).
  - [5] M. Kořtrun *et al.*, *Phys. Rev. A* **62**, 063616 (2000).
  - [6] J. Javanainen and M. Mackie, *Phys. Rev. Lett.* **88**, 090403 (2002).
  - [7] For similar collision-theory results, see J. L. Bohn and P. S. Julienne, *Phys. Rev. A* **60**, 414 (1999).

- [8] K. Góral *et al.*, Phys. Rev. Lett. **86**, 1397 (2001); M. J. Holland *et al.*, *ibid.* **86**, 1915 (2001).  
 [9] R. Wynar *et al.*, Science **287**, 1016 (2000).  
 [10] C. McKenzie *et al.*, Phys. Rev. Lett. **88**, 120403 (2002).  
 [11] M. Pichler and R. Hulet, (private communication).  
 [12] S. L. Cornish *et al.*, Phys. Rev. Lett. **85**, 1795 (2000).  
 [13] E. A. Donley *et al.*, Nature (London) **412**, 295 (2001).  
 [14] N. R. Claussen *et al.*, Phys. Rev. Lett. **89**, 010401 (2002).  
 [15] E. A. Donley *et al.*, Nature (London) **417**, 529 (2002).  
 [16] M. Mackie *et al.*, Phys. Rev. Lett. **89**, 180403 (2002).  
 [17] S. J. J. M. F. Kokkelmans and M. J. Holland, Phys. Rev. Lett. **89**, 180401 (2002).  
 [18] T. Köhler *et al.*, Phys. Rev. A **67**, 013601 (2003).  
 [19] R. A. Duine and H. T. C. Stoof, (cond-mat/0210544).  
 [20] F. H. Mies *et al.*, Phys. Rev. A **61**, 022721 (2000); V. A. Yurovsky *et al.*, Phys. Rev. A **62**, 043605 (2000).  
 [21] Collapse due to the switch from below to above threshold, i.e., from positive to negative scattering length, presumably occurs on the trap-dynamics timescale ( $\gtrsim 100$  ms), and has no time to set in.  
 [22] V.A. Yurovsky and A.Ben-Reuven, (cond-mat/0205267).

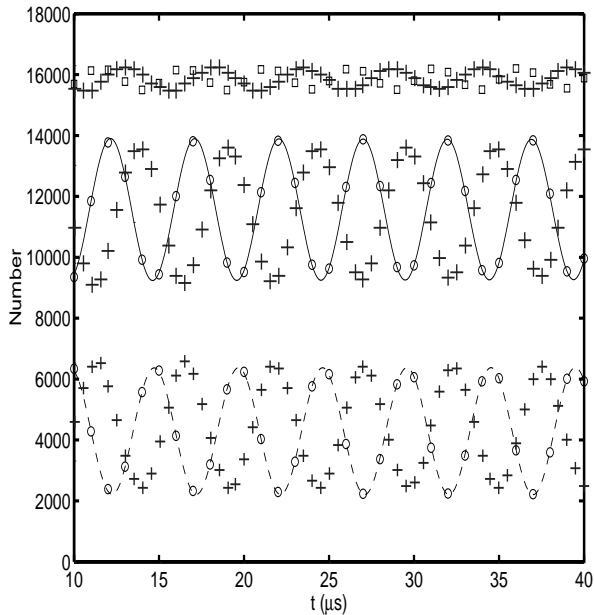


FIG. 1. Ramsey fringes in atom-molecule conversion, as calculated herein (+) and in Ref. [17] (o, -, □). From the bottom up, we have the number of noncondensate and condensate atoms, and the sum thereof. The Ramsey pulses are as in Fig. 2 of Ref. [17], except that the hold field was 159.84 G. The peak density is  $\rho_0 = 1.1 \times 10^{13} \text{ cm}^{-3}$ .

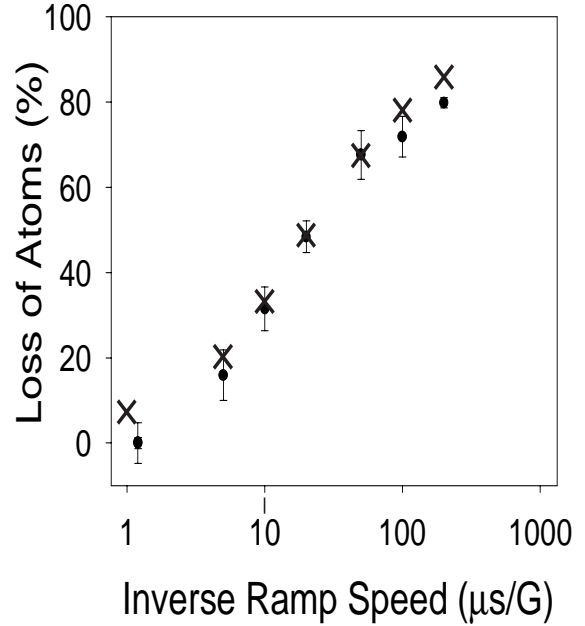


FIG. 2. Experimental (•, error bars) [12] and theoretical (×) fraction of atoms remaining after the magnetic field is swept linearly from 132 G to 162 G, versus the inverse sweep rate. The theoretical (experimental) peak density of the condensate is  $\rho_0 = 1.1 \times 10^{13} \text{ cm}^{-3}$  ( $\rho_0 = 1.0 \times 10^{12} \text{ cm}^{-3}$ ).

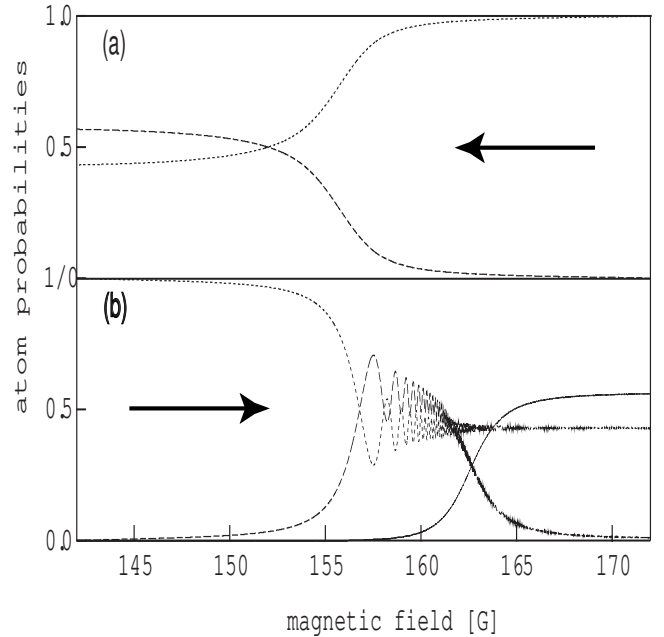


FIG. 3. Fraction of atoms in atomic condensate (dotted line), in noncondensate atoms (dashed line), and in the molecular condensate (solid line) present while the magnetic field is swept by 1 G per 20  $\mu\text{s}$  in the direction indicated by the arrow in each pane. Molecules are too few to resolve in the upper pane. There is no density average; the fixed density  $\rho = 3.9 \times 10^{12} \text{ cm}^{-3}$  is what the average density would be for the peak density  $\rho_0 = 1.1 \times 10^{13} \text{ cm}^{-3}$ .