

# Competition among molecular fragmentation channels described with Siegert channel pseudostates

Edward L. Hamilton and Chris H. Greene

*Department of Physics and JILA, University of Colorado, Boulder, Colorado 80309-0440*

To describe multiple interacting fragmentation continua, we develop a method in which the vibrational channel functions obey outgoing wave Siegert boundary conditions. This paper demonstrates the utility of the Siegert approach, which uses channel energy eigenvalues that possess a negative imaginary part. The electron scattering energy in each such channel is rotated upward, giving it an equal and opposite imaginary part. This permits a natural inclusion of vibrational continua without requiring them to appear as explicit channels in the scattering matrix. Calculations illustrate the application of this theory to photoionization, photodissociation, and dissociative recombination.

PACS numbers: 3.65.Nk, 33.80.Eh, 34.80.Ht

In this Letter, we propose a different tool to describe coupling between electronic and dissociative continua, based on a Siegert pseudostate basis representation of the vibrational degrees of freedom. We show how this permits dissociative processes to be handled automatically, without necessitating an explicit representation of dissociation channels in the physical scattering matrix. The underlying rationale for this idea traces back to the original recognition by Kapur and Peierls [1] that the narrow resonances of a scattering spectrum can be described in terms of a complex energy eigenstate, with the imaginary part of the energy defining a resonance width parameter. This proposal was further developed by Siegert [2] in two important ways. First, Siegert demonstrated that a set of eigenstates of any Hamiltonian could be chosen to satisfy pure incoming or outgoing wave boundary conditions in the asymptotic limit. Second, and of immediate importance to our work, Siegert's derivation allowed for overlapping resonances of arbitrary width, describing a smooth background term in the cross-section. Siegert eigenstates formally correspond to S-matrix poles in the complex plane, and thus sharply resonant features associated with bound states can be identified with poles lying on the real axis, while broad background scattering can be described by a set of closely spaced eigenstates with finite imaginary parts that serve as a discretized approximation to the true continuum.

Traditionally, the use of Siegert states has been complicated by the nonlinear nature of the associated eigenvalue problem. Because the wavenumber appears linearly in the boundary condition, but quadratically (as the energy) in the eigenvalue, the eigenproblem is quadratic, and in the past could only be solved iteratively. Tolstikhin *et al.* [3, 4] recently demonstrated how this difficulty may be circumvented by the use of finite range *Siegert pseudostates*.

Initially, the true asymptotic boundary condition is replaced by a finite range approximation,

$$\frac{d}{dR} \left( ik \psi_j(R) \right)_{R=R_0} = 0; \quad (1)$$

where  $R_0$  is a value beyond which the value of the potential is negligible. We seek a solution expanded in terms of some primitive basis set

$$\psi(R) = \sum_{j=1}^N c_j y_j(R); \quad 0 < R < R_0; \quad (2)$$

Here  $N$  is the dimension of our basis, and we have selected a non-orthogonal B-spline basis for the  $y_j(R)$ . Inserting this into the Schrödinger equation premultiplying by  $y_{j_0}$ , and employing the boundary value (1), we find a matrix equation for the coefficients  $c_j$

$$\frac{1}{2} \int_0^{R_0} \frac{dy_{j_0}}{dR} \frac{dy_j}{dR} dR - \frac{ik}{2} Y_{j_0}(R_0) Y_j(R_0) + \int_0^{R_0} y_{j_0}(R) [V(R) - E] y_j(R) dR = 0; \quad (3)$$

Note that we have used a Green's theorem identity before substituting in the boundary condition, and that the Hamiltonian has been multiplied through by the reduced mass  $\mu$ . Written more concisely in matrix notation, we have a system of the form

$$(\mathbb{H} - ikL - k^2O) \mathbf{c} = 0; \quad (4)$$

where  $L_{jj_0}$  is the surface matrix  $\int_0^{R_0} y_j(R) y_{j_0}(R) dR$ ,  $\mathbb{H}_{jj_0}$  is the matrix  $\int_0^{R_0} [H_{jj_0} + y_j(R) \frac{d}{dR} y_{j_0}(R)] dR$ , and  $O$  is the overlap matrix for the spline basis set.

This equation is manifestly nonlinear, but the method of Tolstikhin *et al.* allows it to be "linearized" by recasting it as a new eigensystem in a basis of doubled dimension. (See [5, 6] for related techniques for solving differential equations where the eigenvalue appears in a boundary condition.) We define  $\alpha_i = ikc_i$ , yielding a trivial second equation  $ikO \mathbf{e} = O \alpha$ . Substituting this into the original eigenequation now gives a linear equation in the doubled basis space

$$\begin{pmatrix} \mathbb{H} & 0 \\ 0 & L \end{pmatrix} \begin{pmatrix} \mathbf{e} \\ \alpha \end{pmatrix} = ik \begin{pmatrix} L & O \\ O & 0 \end{pmatrix} \begin{pmatrix} \mathbf{e} \\ \alpha \end{pmatrix}; \quad (5)$$

This is an equation for the eigenvalue  $\epsilon = ik$ , giving  $2N$  solutions lying either on the  $(\text{Re } \epsilon)$ -axis or in conjugate pairs in the right half of the complex plane.

In their work, Tolstikhin *et al.* used completeness properties of the Siegert state set to construct a Green's function of the Hamiltonian, a scattering solution and the corresponding scattering matrix, for a variety of single channel model problems. In extending this technique to multiple channels, we appeal to the well-understood machinery of multichannel quantum defect theory (MQDT).

For resonance series corresponding to high electronically excited intermediates (Rydberg states), the most natural description of the system is one with quantum defect parameters defined in terms of a fixed internuclear distance  $R$  and a well-defined projection of the orbital angular momentum onto the axis of symmetry. This is because the electron spends most of its time far from the nuclear core, and when it does penetrate into the core, it gains enough speed from falling through the Coulomb potential that the nuclei are essentially frozen on the time scale of its motion. The quantum defect functions  $\mu_j(R)$  in this representation, the so-called "body-frame", may either be calculated from highly accurate *ab initio* techniques, or extracted from a semi-empirical fitting of experimental data [7]. In order to connect them with the true asymptotic ionization channels defined in terms of Siegert pseudostates of the residual core,  $j = f\nu^+; N^+ \sigma$ , a *frame transformation* must be performed [8, 9], where  $N^+$  is the ionic rotational momentum, and  $\nu^+$  is the vibrational quantum number of the pseudostates. In our procedure, we directly evaluate the S-matrix by the frame transformation integral

$$S_{j;j^0} = \int_0^{Z_{R_0}} h^{N^+ j} i \int_0^{Z_{R_0}} j(R) e^{2i\mu_j(R)} j^0(R) dR h^{N^+ j^0} i + i \int_0^{Z_{R_0}} h^{N^+ j} i \frac{j(R_0) e^{2i\mu_j(R_0)} j^0(R_0)}{k_j + k_{j^0}} h^{N^+ j^0} i: \quad (6)$$

The surface term in (6) also arises in the orthonormality relation [3]. A similar transformation converts the body-frame transition dipole elements  $D_j(R)$  into reduced dipole matrix elements in the same S-matrix representation,

$$D_j^S = (2J+1) \int_0^{Z_{R_0}} h^{J_0} i^{(J)} h^{N^+ j} i \int_0^{Z_{R_0}} j(R) D_j(R) e^{i\mu_j(R)} j^0(R) dR: \quad (7)$$

Here  $j_0(R)$  is the initial  $H_2$  vibrational wavefunction, and  $J_0$  and  $J$  are the total angular momenta of the initial and final states of the system, respectively. Take careful note that the Siegert pseudostates are *not* to be conjugated when being projected onto  $\mathfrak{R}i$  from the left, nor in any other case. In particular, this means that the quantity

labeled as  $\mathcal{D}^{Sy}$  below is calculated by conjugating only  $e^{i\mu_j(R)}$  in the definition above, and not the dipole matrix elements directly.

At this stage of the calculation no information about the long-range behavior of the channels has yet been included, and since the body-frame quantum defects are nearly energy independent, the resulting S-matrix is generally a smooth and relatively weak function of energy. The method of *channel elimination* [10, 11] systematically eliminates flux in all electronic channels below the energy threshold for electron escape (the "closed-channel subspace") by taking the proper linear combination of short-range solutions to ensure exponential decay at infinity. For a long-range Coulomb potential, this procedure gives

$$S^{\text{phys}} = S_{\text{oc}} S_{\text{cc}} (S_{\text{cc}} e^{2i\mu_j})^{-1} S_{\text{co}}: \quad (8)$$

Here,  $S_{\text{cc}}$  is a diagonal matrix of the usual Coulomb long-range phase parameter  $(e^{2i\mu_j})$  where  $\mu_j$  is the (possibly complex) effective quantum number in the appropriate channel,  $S$  is the scattering matrix, and the subscripts indicate partitions of the matrices into closed and open subspaces.

For a Siegert state basis, this physical scattering matrix is in general *not* unitary, but rather subunitary, with the degree of subunitarity reflecting the loss of flux at the boundary  $R_0$  via coupling to the Siegert pseudocontinuum states. For electron-molecule scattering problems, this S-matrix may be used to calculate partial cross-sections by means of conventional formulae, but with the departure from unitarity,  $1 - \mathfrak{P}_{j;j^0}^{\text{phys}}$ , identified as the probability  $\mathfrak{P}_{d;j^0}^{\text{phys}}$  for scattering into the dissociative continuum. This method also provides all quantities necessary to find the partial photoionization cross-section into any open channel,  $j$ ; see Eq. 2.59 of [11] for further details. The contributions from all open channels may then be summed to give the total cross-section for photoionization.

Alternatively, the total photoabsorption cross-section may be found directly from a "*preconvolution*" formula first derived by Robicieux to handle the energy smoothing of densely spaced resonances [12, 13],

$$\sigma_{\text{total}}(\epsilon) = \frac{4\pi^2}{3(2J_0+1)} \text{Re} \mathcal{D}^{Sy} \left( 1 - S e^{2i\mu_j} \right)^{-1} \left( 1 + S e^{2i\mu_j} \right) \mathcal{D}^S \quad (9)$$

where  $\text{Re}$  signifies taking the real part of everything that follows, and the  $y$  here conjugates only the operator, not the entire matrix element. The diagonal matrix written as  $e^{2i\mu_j}$  has a nontrivial definition in terms of the quantum defect parameters, but as the notation suggests it may be approximated quite well by taking  $\mu_j = i\eta_j$  for "closed" channels with  $(\epsilon) < \text{Re} E_j$ , and  $\mu_j = \eta_j$  for "open" channels with  $(\epsilon) > \text{Re} E_j$ . Here  $E$  is the

total energy of the system,  $E_j$  is the threshold energy for channel  $j$ , and  $\gamma_j = 1 = \sqrt{2(E_j - E)}$  on the branch where  $\text{Im } E > 0$ . The utility of this expression lies in the recognition that the value of the cross-section at a complex energy in the above formula is equivalent to the cross-section at a real energy, smoothed over a channel-dependent width  $\gamma_j = 2 \text{Im } E_j$ . Within the Siegert state formulation, the electron energy  $E_j = E - E_j$  will naturally take on a complex value in any channel where the channel eigenenergy  $E_j$  is itself complex, while  $E$  remains real.

Given  $S$  and  $\gamma_j$ , either of the two cross-section formulae above may be evaluated, with appropriate allowances for the possibility of complex energy eigenvalues. Note that the first procedure simply gives a sum over the flux into specific ionization channels, while the second gives a single value for the total photoabsorption cross-section. This means that the latter will contain information about the solution wavefunction along the  $R = R_0$  boundary not contained in any of the open ionization channels. In general, the value of  $\sigma_{\text{total}}$  will be equal to *or greater than* the sum over the individual  $\sigma_j$ , and any difference can be attributed entirely to the effect of coupling to high-lying Siegert states in the continuum. Thus, the difference between these two formulae at any energy provides the dissociative cross-section.

In order to test the validity of this hypothesis, we began by defining a set of Siegert pseudostates for the  $H_2^+$  internuclear potential. The eigensolutions fall into three classes, as shown in Fig. 1. Those lying along the positive ( $\text{Im } k$ )-axis are associated with negative eigenenergies on the physical sheet of the  $E$ -plane, the bound states of the potential. These are the channel thresholds to which the Rydberg autoionization series of the ionization spectrum converge, and so we include all of their states. The solutions along the negative ( $\text{Im } k$ )-axis lie on the unphysical energy sheet, and we reject them as antibound states arising from the doubling of the dimension space. The remainder of the solutions fall above and below the ( $\text{Re } E$ )-axis, corresponding to conjugate solution pairs of the eigenvalue parameter  $k = ik$ . We select only those with negative  $\text{Im } E_j$ , ensuring that they obey outgoing wave boundary conditions. (This amounts to selecting only those states that contribute to the retarded, rather than the advanced, Green's function. See [14] for related discussion.) For MQDT matrix elements it is also acceptable to reject states lying very high in the continuum, since their Franck-Condon overlap with the bound states is negligible.

After employing this subset of the Siegert pseudostates in the procedure outlined above, we submitted the resulting cross-sections to stability tests to guarantee full convergence. In the region of the spectrum between 127200 and 127800  $\text{cm}^{-1}$  there are several strongly pre-dissociated resonances, members of the  $np \ ;v^+ = 8$  and  $np \ ;v^+ = 5$  series. In each case, our calculated spec-

trum correctly reproduces them in the total absorption cross-section, but shows them as weak or absent in the ionization. Comparisons of our results with other theoretical and experimental values [7, 15] for the relative yields of selected resonances appear in Table I. Note particularly that we are able to correctly describe the strong rotational dependence of the  $4p \ ;v^+ = 5$  branching ratio, a nontrivial consequence of subtle channel interactions.

As a test of the method in an entirely different energy regime we considered the problem of dissociative photoionization, accessible only at much higher energies. Experimental measures of the ratio between pure ionization and dissociative ionization have been performed since the 1970s by a number of researchers [16, 17, 18], along with at least one early theoretical calculation [19]. Since our ionization spectrum is a sum over individual channels, we can easily distinguish between contributions from channels above and below the dissociative threshold. Our results, plotted against those of past experiment and theory, are presented in Fig. 2.

Finally, we have performed a model calculation demonstrating the utility of our method for treating dissociative recombination, particularly in systems where indirect channels (those involving scattering into intermediate autodissociating Rydberg states) play an important role. Fig. 3 shows the dissociative recombination spectrum of a simplified  $H_2$  model potential (neglecting rotation and with  $R$ -independent quantum defects), compared with the familiar approximation of O'Malley for smooth background scattering by direct processes [20]. Our spectrum accurately reproduces this background, and also describes complex interference effects from the series of resonances converging to each Rydberg threshold.

Some aspects of the Siegert MQDT method remain poorly understood, and would benefit from greater clarification. For example, the utility of a subset of the Siegert basis for MQDT depends on ability of that subset to represent all energetically accessible regions of the continuum. While this requirement appears to be reasonably easy to satisfy for our numerical tests, we have not yet rigorously derived it from the relevant completeness relations. Also, it is not presently clear how to extend the energy-smoothed formula to include non-Coulombic long-range potentials, though we suspect the extension can be accomplished in some fairly natural way.

Other avenues of investigation could also provide greater insight concerning the applicability of our method to more complex systems. Polyatomic molecules, for example, might be handled either by reduction to hyperspherical coordinates [21], or by a multidimensional generalization of the appropriate Siegert state boundary conditions to an arbitrary hypersurface. Still, we believe that even in its current form, the Siegert MQDT method for two-continuum systems provides a simple way of describing how flux escapes into dissociative channels, by

working within a channel basis that obeys a physically motivated boundary condition.

This work is supported in part by a grant from the National Science Foundation. We thank B. Esry for assistance in the early stages. Discussions with M. Baertschy, M. S. Child, C. W. McCurdy, J. M. Hutson, T. N. Rescigno, and B. I. Schneider have also been helpful.

- 
- [1] P. Kapur and R. Peierls, Proc. R. Soc. London, Ser. A **166**, 277 (1938).  
 [2] A. J. F. Siegert, Phys. Rev. **56**, 750 (1939).  
 [3] O. I. Tolstikhin, V. N. Ostrovsky, and H. Nakamura, Phys. Rev. A **58**, 2077 (1998).  
 [4] O. I. Tolstikhin, V. N. Ostrovsky, and H. Nakamura, Phys. Rev. Lett. **79**, 2026 (1997).  
 [5] B. Friedman, *Principles and Techniques of Applied Mathematics* (John Wiley & Sons, New York, 1956).  
 [6] L. Huestis, J. Math. Phys. **6** 2148 (1975).  
 [7] Ch. Jungen and S. C. Ross, Phys. Rev. A **55**, R2503 (1997).  
 [8] U. Fano, Phys. Rev. A **2**, 353 (1970).  
 [9] C. H. Greene and Ch. Jungen, Adv. At. Mol. Phys. **21**, 51 (1985).  
 [10] M. J. Seaton, Rep. Prog. Phys. **46**, 167 (1983).  
 [11] M. Aymar, C. H. Greene, and E. Luc-Koenig **68**, 1015 (1996).  
 [12] F. Robicheaux, Phys. Rev. A **48**, 4162 (1993).  
 [13] B. E. Granger and C. H. Greene, Phys. Rev. A **62**, 012511 (2000).  
 [14] S. Tanabe *et al.*, Phys. Rev. A **63**, 052721 (2001).  
 [15] M. Glass-Maujean, J. Breton, and P. M. Guyon, Z. Phys. D **5**, 189 (1987).  
 [16] R. Browning and J. Fryar, J. Phys. B **6**, 364 (1973).  
 [17] C. Backx, G. R. Wight, and M. J. van der Wiel, J. Phys. B **9**, 315, (1976).  
 [18] Y. M. Chung, *et al.*, J. Chem. Phys. **99**, 885 (1993).  
 [19] A. L. Ford, K. K. Docken, and A. Dalgarno, Astrophys. J. **195**, 819 (1975).

- [20] T. F. O'Malley, Phys. Rev. **150**, 14 (1966).  
 [21] V. Kokoouline, C. H. Greene, and B. D. Esry, Nature **412** 891 (2001).

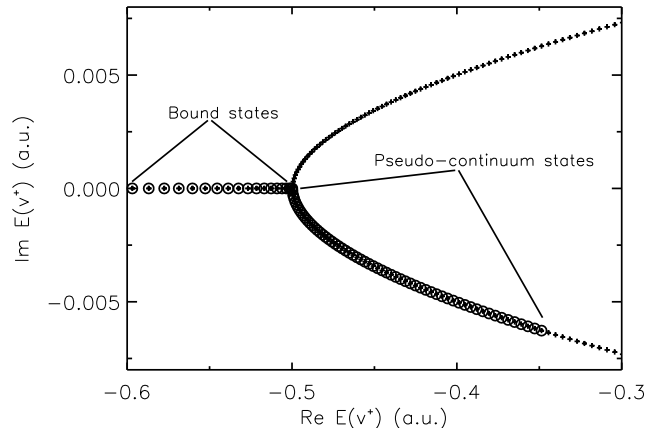


Figure 1: Distribution of  $H_2^+$  vibrational Siegert pseudostate energies in the complex energy plane for angular momentum  $N^+ = 1$ . Only the circled states are included as channels in the scattering matrix.

TABLE I. Photoionization and photodissociation yields for select *ungerade* resonances in  $H_2$  for which the relative yields have been experimentally observed [15].

State	Source	Energy	% Ion.	% Diss.
3p ;v = 8;R (0)	Observed	127248.2	10(5)	95(5)
	Theory <sup>[7]</sup>	127246.9	1	99
	Present	127242.2	1	99
5p ;v = 4;R (0)	Observed	127599.4	90(10)	10(10)
	Theory <sup>[7]</sup>	127602.2	88	12
	Present	127606.8	76	24
4p ;v = 5;R (0)	Observed	127667.6	82(5)	18(5)
	Theory <sup>[7]</sup>	127665.4	93	7
	Present	127666.6	97	3
4p ;v = 5;R (1)	Observed	127599.4	30(10)	70(10)
	Theory <sup>[7]</sup>	127758.4	17	83
	Present	127759.5	29	71

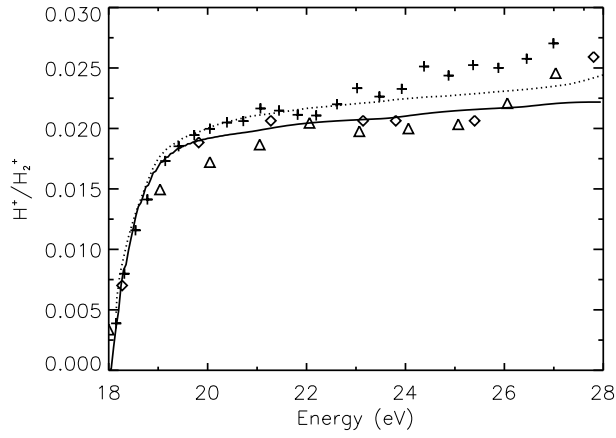


Figure 2: Dissociative photoionization cross-section, as a ratio to the total photoionization cross-section. The solid line is the current theory, the dotted line is an earlier theory [19], and the points are data from various experimental measurements [16, 17, 18].

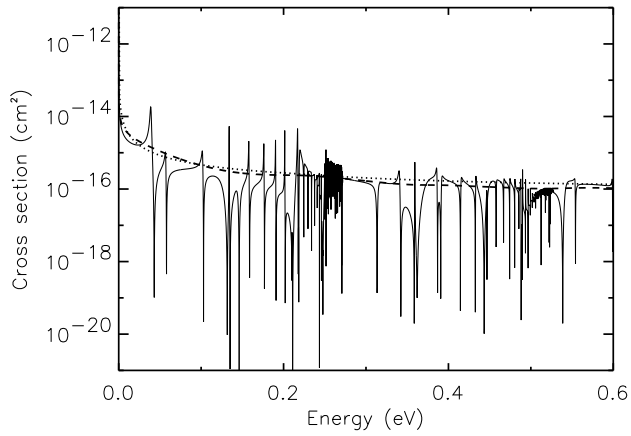


Figure 3: Dissociative recombination cross section for the model potential, unconvolved (solid) and convolved with a Lorentzian of width 0.1 eV (dashed), compared to that resulting from the O'Malley formula (dotted).