

Sympathetic Cooling with Two Atomic Species in an Optical Trap

M. Mudrich, S. Kraft, K. Singer, R. Grimm,* A. Mosk, and M. Weidemüller

*Max-Planck-Institut für Kernphysik,
Postfach 103980, 69029 Heidelberg, Germany
<http://www.mpi-hd.mpg.de/ato/lasercool>*

(Dated:)

We simultaneously trap ultracold lithium and cesium atoms in an optical dipole trap formed by the focus of a CO₂ laser and study the exchange of thermal energy between the gases. The cesium gas, which is optically cooled to 20 μ K, efficiently decreases the temperature of the lithium gas through sympathetic cooling. The measured cross section for thermalizing ^{133}Cs - ^7Li collisions is $8 \times 10^{-12} \text{ cm}^2$, for both species in their lowest hyperfine ground state. Besides thermalization, we observe evaporation of lithium purely through elastic cesium-lithium collisions (sympathetic evaporation).

Exchange of heat through thermal contact between two ensembles is the most obvious and ubiquitous thermodynamic process. In the context of cold gases, this process can be utilized to sympathetically cool one component in a mixture. It is particularly useful if the other component can be cooled efficiently in a direct way, e.g. by optical methods. Sympathetic cooling has been demonstrated with charged particles which thermalize through the long-range Coulomb interaction [1]. For neutral atoms and molecules one can use helium gas as a cooling agent which can be cooled cryogenically to well below 1 K [2]. Only recently, sympathetic cooling has been successfully extended to the ultracold regime [3, 4, 5, 6, 7]. Quantum degeneracy of bosons and fermions was obtained by thermalization between atoms of the same species in different internal states [3], between two isotopes of the same species [4, 5] and, as a recent highlight, between atoms of different species [7]. The degree of quantum degeneracy obtained in those experiments was finally limited by two important loss processes: exoergic collisions between magnetically trapped atoms, and evaporation, which decreases the heat capacity of the cooling agent.

In this Letter, we explore the thermodynamics of sympathetic cooling for a mixture of two different atomic gases at ultralow temperatures. We present an intrinsically loss-free approach which can be generalized to a vast range of atomic species and even molecules. Both the coolant gas and the gas of interest are in their internal energetic ground state, and confined to the same volume by the optical dipole force [8]. The coolant gas is cooled by pure optical techniques [9] which can be applied in an optical dipole trap without significant loss.

Our model system is a mixture of cesium and lithium in an extremely far-detuned optical dipole trap. Cesium is an excellent cooling agent, since it can be optically cooled to very low temperatures, mainly due to its high mass. Lithium, on the other side, is difficult to cool optically. In addition, it is nearly an ideal gas due the very small cross section for elastic Li-Li collisions [5]. Thermalization thus occurs purely through collisions with the cesium atoms. As a second important thermodynamic process

besides thermalization, we study evaporation through Li-Cs collisions (sympathetic evaporation) in traps with finite depth. Both processes allow an independent measurement of the a priori unknown interspecies scattering cross-section.

To trap a mixture of ultracold species, the focus of a CO₂ laser beam, at $\lambda = 10.6 \mu\text{m}$, constitutes an almost perfect realization of a conservative trapping potential (quasi-electrostatic trap, QUEST) [8, 10, 11, 12]. Atoms and molecules can be stored in any internal state, especially the energetic ground state. For atoms in the lowest-energy hyperfine state, energy-releasing processes in two-body collisions cannot occur. Due to the large detuning of the laser frequency from any atomic resonances, heating through photon scattering can be completely neglected.

Using a commercial sealed-tube laser, we obtain a power of 108 W in the vacuum chamber, focused to a waist $w_0 = 86 \mu\text{m}$. For a Gaussian laser beam, with power P and waist w_0 the trap depth is given by $U_0 = \alpha_{\text{stat}} P / (\pi \epsilon_0 c w_0^2)$, which yields $U_0^{\text{Cs}} / k_B = 0.85 \text{ mK}$ and $U_0^{\text{Li}} / k_B = 0.34 \text{ mK}$. By measuring the oscillation frequencies of Cs atoms in the trap, $\omega_{x,y} / 2\pi = 850 \text{ Hz}$ and $\omega_z / 2\pi = 18 \text{ Hz}$, we find our trap is slightly deformed axially, probably due to stable multimode operation of the laser [13].

Atoms are transferred into the dipole trap from magneto-optical traps (MOT) for lithium and cesium which are superimposed on the focus of the CO₂ laser beam. Both MOTs are loaded from Zeeman-slowed atomic beams. The lifetime of the gas is limited only by rest-gas collisions to $\approx 100 \text{ s}$. Details of our apparatus and of the procedure for loading atoms into the QUEST are given in Refs. [12, 13].

Transferred separately, we obtain 5×10^5 Cs atoms in the QUEST, which we cool by polarization gradient cooling to 20 μ K. We find that the temperature is lower for a shallower trap, while in free space we reach temperatures below 3 μ K. Apparently the Stark shifts caused by the QUEST influence the cooling process in a way which is not yet understood. The Cs is optically pumped into the lowest hyperfine state ($F = 3$), and since we compen-

sate the magnetic field, the atoms are distributed evenly over the degenerate m_F states. The peak density of Cs atoms in the QUEST is $\sim 2 \times 10^{11} \text{ cm}^{-3}$. Since the scattering length of the Cs is larger than the typical relative wavevector in collisions, the internal thermalization of the Cs gas is dominated by the unitary maximum s -wave scattering cross-section [14] $\sigma_{\text{CsCs}} = 4\pi/k^2$, where k is the relative wavevector. We use the expression for distinguishable atoms since the majority of the collisions are between atoms in different m_F states. The collision rate is approximately 7 per second, and thermalization through Cs-Cs collisions is estimated to take ~ 2 seconds [14].

The situation for Li is different: since the temperature reached in the MOT is higher than the trap depth, only approximately 10^5 atoms are transferred. Numerical simulations indicate these atoms occupy a truncated thermal distribution with an internal energy of $\sim 3k_B \times 75 \mu\text{K}$, which only very weakly depends on the MOT temperature. The lithium atoms are optically pumped into the $F = 1$ hyperfine state, and in the absence of a magnetic guiding field distribute themselves over the degenerate m_F states. As the scattering length of Li in the $F = 1$ state is anomalously small [5], the distribution does not thermalize on the 100 s timescale of our experiment.

In order to simultaneously trap the two species, a Cs MOT is loaded and the atoms transferred into the QUEST in optical molasses. Subsequently, a Li MOT is loaded at a slightly different position, to minimize light-induced atom loss in a two-species MOT [15]. Once it reaches the desired density, the Li MOT is compressed and overlapped with the QUEST for a few ms to optimize transfer of Li atoms. We can simultaneously trap typically 4×10^4 Li atoms with up to 10^5 Cs.

After a variable interaction time in the QUEST, usually a few seconds, we analyze the gas sample. The temperature and atom number of Cs are determined by absorption imaging and time-of-flight velocimetry [16]. However, the lithium gas in our trap is too dilute to use absorption imaging. We determine the temperature of the lithium gas using a release-recapture method. The dipole trap potential is suddenly turned off for a variable ballistic expansion time of order 1 ms. After this time, the dipole trap is turned on again for ~ 500 ms to recapture the atoms that are still close to the center of the trap, while the others are lost. The number of remaining atoms can then be measured by the fluorescence of a MOT.

Figure 1 shows two such release-recapture measurements: one for a pure Li ensemble and one for a Li ensemble that has been trapped simultaneously with cold Cs. The pure Li gas is seen to be lost from the trap in ~ 0.4 ms, while the ensemble of Li that has been in thermal contact with cold Cs ($T_{\text{Cs}} = 28 \mu\text{K}$ initially) is seen to contain many more slow atoms, which indicates cooling. To quantitatively understand this cooling pro-

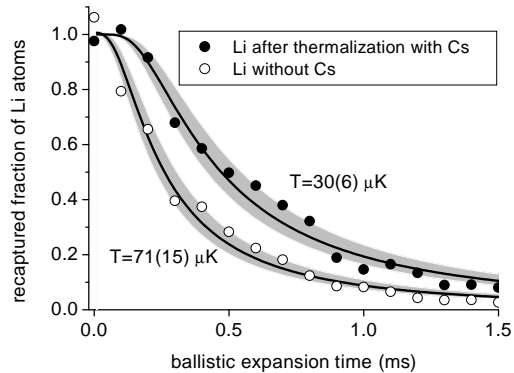


FIG. 1: Release-recapture thermometry for Li atoms. The fraction of atoms that were recaptured in the dipole trap is shown as a function of the time the trap was turned off. Open circles: Li without Cs. Closed circles: Li thermalized with Cs for 5 s. Solid line: model fits to Eq. (1) The gray area denotes the 20% uncertainty in the temperature.

cess we compare the release-recapture measurements to calculations.

For a gas at low temperature ($k_B T \ll U_0$) in an extremely elongated Gaussian trap ($\omega_{\text{ax}} \ll \omega_{\text{rad}}$), we derive an analytical approximation of the number of recaptured atoms,

$$N_r(t) = \frac{N_0}{1 - e^{-\eta}} [1 - \exp(-\eta W(\tilde{t}^2)/\tilde{t}^2)]. \quad (1)$$

Here w_0 is the Gaussian beam waist, $\eta = U_0/k_B T$, $\tilde{t}^2 = mw_0^2 t^2/4U_0$, and $W(z)$ is the product logarithm function, satisfying $W(z)\exp(W(z)) = z$. The analytical approximation of Eq. (1) agrees with numerical simulation for temperatures up to $k_B T \sim 0.15 U_0$. Full numerical calculation of $N_r(t)$ is possible for any T and shows that for $k_B T > 0.2 U_0$ (75 mK for Li) the width of the recapture curve becomes essentially independent of temperature, i.e., release-recapture measurements no longer provide reliable temperature data. Hence Eq. (1) can be used over all of the useful parameter range of this thermometry method. For the temperature range of interest, we estimate the accuracy of this method to be better than 20%.

The release-recapture curve of the pure Li in Fig. 1 can be reproduced by assuming a thermal distribution at $T_{\text{Li}} = 71 \pm 15 \mu\text{K}$. The sympathetically cooled Li ensemble is well-described by $T_{\text{Li}} = 30 \pm 6 \mu\text{K}$, which is equal to the Cs temperature within the uncertainty margins, indicating that the gases have fully thermalized.

We measure the thermalization time by making a series of temperature measurements for both components, as seen in Fig. 2. The Cs and Li temperatures converge to the same value $\bar{T} = 33 \mu\text{K}$ to within 2%. The measured atom numbers show that no significant loss of either Li or Cs occurs during thermalization. The thermalization

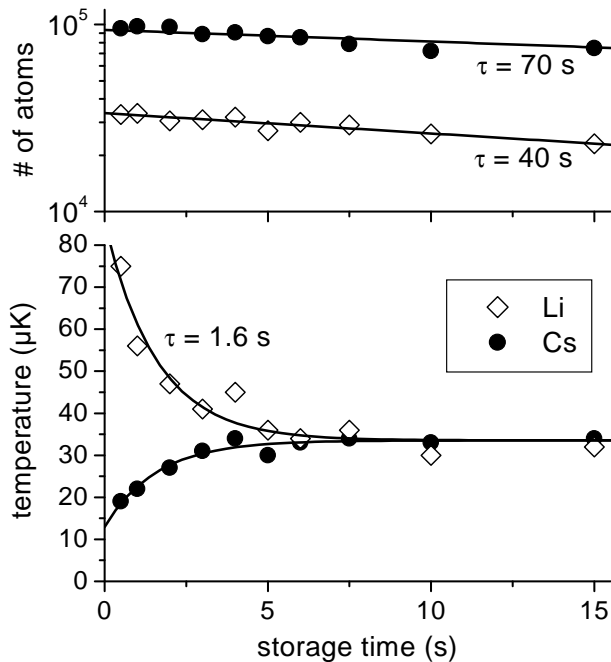


FIG. 2: Evolution of Cs and Li temperatures (lower graph) and atom numbers (upper graph) during simultaneous storage. Line: exponential fit, thermalization time 1.6(2) s.

time is 1.6(2) s, indeed much shorter than the rest-gas induced decay time of the trapped gas. In a gas mixture with energy independent cross-section, the average energy transferred per collision is $k_B \Delta T \xi$, where ΔT is the temperature difference between the components, and $\xi = 4m_1 m_2 / (m_1 + m_2)^2$ is the reduction factor due to the mass difference ($\xi = 0.19$ for a Li-Cs mixture). The heat capacity of a harmonically trapped atomic gas is $3k_B$ per atom, leading to an average number of $3/\xi$ collisions per Li atom (assuming $N_{Cs} \gg N_{Li}$) needed for thermalization [13, 14, 17]. The thermalization rate is related to the collision rate per Li atom γ_{coll} by

$$\gamma_{therm} = -\frac{1}{\Delta T} \frac{d}{dt} \Delta T = \frac{\xi}{3} \frac{N_{Cs} + N_{Li}}{N_{Cs}} \gamma_{coll} \quad (2)$$

From the measured thermalization rate we calculate $\gamma_{coll} = 7(1) \text{ s}^{-1}$.

Surprisingly, the Li atoms have as high a collision rate with Cs as the Cs atoms themselves, even though the Cs-Cs collisions have the maximum s -wave cross-section. The explanation for this lies in the small unitary cross section and the low thermal velocity for Cs, both a result of the high mass. The collision-enhancing effects of the low Li mass compensate the loss of thermalization efficiency that is caused by the mass ratio factor ξ . The inferred cross-section for Li-Cs collisions is $\sigma_{LiCs} = 0.8(4) \times 10^{-11} \text{ cm}^2$, where the main limitation of the accuracy is the determination of the absolute densities. Assuming s -wave scattering dominates, we find an s -wave scattering length $|a_{LiCs}| = (\sigma_{LiCs}/4\pi)^{1/2} = 180_{-50}^{+40} a_0$.

This value is smaller than the inverse of the wavevector k at thermal energies, but for superthermal collisions, such as play a role in evaporation, one would have to take into account the energy dependence of the s -wave cross section [14]. For thermalizing collisions we estimate only a minor influence in our case. Adequate theory for thermalization and evaporation with energy-dependent cross-sections is still lacking.

In a trap of finite depth, thermalizing collisions lead to evaporation of particles, as atoms are scattered into untrapped states in the high-energy tail of the thermal distribution. This evaporation is practically absent in two cases: if the temperature is much lower than the trap depth (as is the case for pure Cs samples in our trap) or if the collision rate is extremely small (as is the case for pure Li samples in our trap). The thermalizing Li-Cs collisions enable, besides cooling, evaporation of the Li from the trap. The Li evaporates even under conditions where the Cs evaporation is negligible for two reasons: The Li trap depth is smaller and the collision rate for Li atoms exceeds that for Cs atoms. Remarkably, since a Li atom needs energy to evaporate from the trap, this sympathetic evaporation of the Li represents transfer of thermal energy from a *cold* (Cs) to a *hot* (Li) ensemble.

The evaporation probability per collision in an ensemble where the Cs and Li are thermalized is, assuming energy-independent cross-sections, $P_{evap} \sim \eta \exp(-\eta)$, where $\eta = U_0^{Li}/k_B T$ [13]. In numerical simulations for the relevant mass ratio and η we find an atom loss rate

$$\gamma_{evap} \simeq 0.5 \eta e^{-\eta} \gamma_{coll}. \quad (3)$$

In particular, the simulations confirm that P_{evap} is almost independent of the mass ratio as long as $\eta > 2/\xi$. In Fig. 3 the evolution of the number of trapped Li atoms in thermal contact with Cs is shown for different temperatures. The inset shows γ_{evap} as a function of temperature. We fit the model of Eq. (3) to the data, with γ_{coll} as the only free parameter, and obtain a fit at $\gamma_{coll} \sim 50 \text{ s}^{-1}$, which results in an effective cross-section for evaporation of about $5 \times 10^{-11} \text{ cm}^2$, with an estimated uncertainty of about a factor 3. This is of the same order of magnitude as the thermalization cross-section, but contributions due to energy-dependence of the cross-section (e.g., the onset of p -wave scattering) cannot be excluded.

Sympathetic evaporation poses a limit to thermalization in shallow traps: a considerable fraction of the atoms is lost during the first thermalization time for traps with $U_0/k_B \bar{T} < W(3/\xi)$ (\bar{T} is the average temperature, W is the product logarithm function). For the Li-Cs mass ratio, thermalization without significant loss is possible if $\eta > 4$. In the initial few collisions, the Li distribution is far from thermal equilibrium with the Cs, and the evaporation loss cannot be estimated analytically. In numerical simulations we see a small loss of Li atoms in the initial few collisions, which is $< 10\%$ if $T_{Cs}/U_0^{Li} < 0.1$,

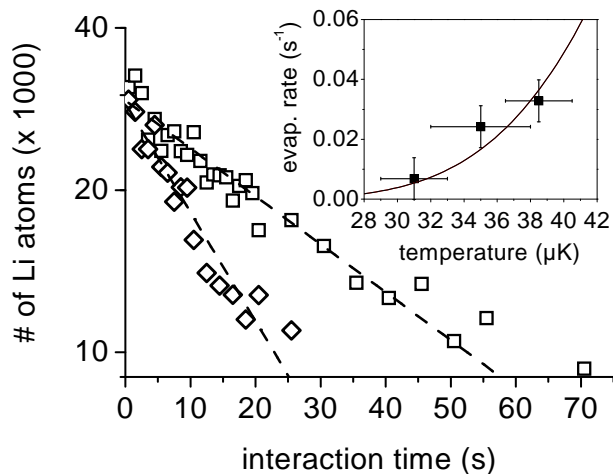


FIG. 3: Evaporation of Li atoms through Li-Cs collisions. Main graph: Number of Li atom vs. interaction time, \diamond : $T = 38\mu\text{K}$; \square : $T = 30\mu\text{K}$. Inset: Evaporation loss rate (corrected for rest-gas losses) vs. temperature. Solid line: Model, see text.

in qualitative agreement with the experimental data in fig.3.

The usefulness of sympathetic cooling depends strongly on the timescale of thermalization. To reach the quantum degenerate regime in our trap geometry, the temperature of the Li gas must be decreased by two orders of magnitude from the initial temperature after loading, which takes ~ 5 thermalization times, assuming the Cs is optically cooled to be always much below the Li temperature. This means only an average number of ~ 50 Li-Cs collisions are needed for sympathetic cooling, compared with more than 1000 Li-Li collisions for evaporative cooling of Li to BEC.

The heat which the Li transfers to the Cs can be removed by repeated pulsed optical cooling. This is more efficient than continuous cooling since the light-induced inelastic collisions can act only during the short (20 ms) cooling pulses, while thermalization continues over longer time. In this way, we have been able to reach Li temperatures down to $25\mu\text{K}$. The main limitation for reaching lower temperatures is the base temperature of the Cs polarization-gradient cooling, which appears to be limited by the trapping potential and the high Cs density. Different optical cooling schemes, or operation at lower Cs density, may provide lower Cs temperatures and ultimately an evaporation-free route to quantum degeneracy of both the fermionic and bosonic lithium isotopes.

Another intriguing aspect of the Li-Cs mixture is the formation of cold heteronuclear molecules. By loss-free sympathetic cooling, we reach densities of $2 \times 10^{10}\text{ cm}^{-3}$ and $2 \times 10^{11}\text{ cm}^{-3}$ for lithium and cesium, respectively, which provide good starting conditions for photoassociation experiments [18]. Once the cold molecules are formed they may be stored in the quasi-electrostatic trap together with the atomic gases as a first step towards cold quantum chemistry. In addition, the large electric dipole moment of the LiCs dimer can be used to manipulate and control internal and external degrees of freedom of the molecules.

We are indebted to D. Schwalm for generous support in many respects, and we acknowledge stimulating discussions with H. A. Weidenmüller and A. N. Salgueiro. The work of A.M. is supported by a Marie-Curie fellowship from the European Community programme IHP under contract number CT-1999-00316. The project is supported by the Deutsche Forschungsgemeinschaft (WE 2661/1-1).

* Permanent address: Institut für Experimentalphysik, Universität Innsbruck, 6020 Innsbruck, Austria

- [1] D. J. Larson *et al.*, Phys. Rev. Lett. **57**, 70 (1986).
- [2] R. deCarvalho, *et al.*, Eur. Phys. J. D **7**, 289 (1999), and references therein.
- [3] C. Myatt *et al.*, Phys. Rev. Lett. **78**(4), 586 (1997).
- [4] A. G. Truscott *et al.*, Science **291**(5513), 2570 (2001).
- [5] F. Schreck, *et al.*, Phys. Rev. Lett. **87**(8), 080403 (2001).
- [6] I. Bloch, *et al.*, Phys. Rev. A **64**, 021402 (2001).
- [7] G. Modugno, *et al.*, Science **294**, 1320 (2001).
- [8] R. Grimm, M. Weidemüller, and Y. B. Ovchinnikov, Adv. At. Mol. Opt. Phys **42**, 95 (2000), for a review on optical dipole trapping.
- [9] D. Boiron, *et al.*, Phys. Rev. A **57**(6), R4106 (1998).
- [10] T. Takekoshi and R. Knize, Opt. Lett. **21**, 77 (1996).
- [11] K. O'Hara *et al.*, Phys. Rev. Lett. **82**(21), 4204 (1999).
- [12] H. Engler *et al.*, Phys. Rev. A **62**, 031402(R) (2000).
- [13] A. Mosk *et al.*, Appl. Phys. B (In press) (2001), ArXiv: physics/0107075.
- [14] M. Arndt *et al.*, Phys. Rev. Lett. **79**(4), 625 (1997).
- [15] U. Schlöder *et al.*, Eur. Phys. J. D **7**, 331 (1999).
- [16] W. Ketterle, D. Durfee, and D. Stamper-Kurn, in *Proceedings of the International School of Physics - Enrico Fermi*, edited by M. Inguscio, S. Stringari, and C. Wieman (IOS Press, 1999), p. 67.
- [17] G. Delannoy *et al.*, Phys. Rev. A **63**, 051602R (2001).
- [18] F. Masnou-Seeuws and P. Pillet, Adv. At. Mol. Opt. Phys **47**, 53 (2001).