

Methods of Laser Cooling of Electron Beams in Storage Rings

E. G. Bessonov¹

¹Lebedev Physical Institute RAS, Moscow, Russia
(dated: May 21, 2019)

Methods of enhanced laser cooling of electron beams in storage rings are discussed. The dynamics of amplitudes of betatron oscillations and instantaneous orbits of electrons interacting with laser beams being displaced in the radial direction is investigated.

PACS numbers: 29.20.Dh, 07.85.Fv, 29.27.Eg

I. INTRODUCTION

Different cooling methods were suggested to decrease the emittances and to compress the phase-space density of charged particle beams in storage rings. All of them, except the stochastic one, are based on a friction of particles in external electromagnetic fields or in media. Below we will consider laser methods of enhanced cooling of electron beams based on friction. The main results will be valid for cooling of other particles.

II. METHODS OF COOLING OF PARTICLE BEAMS IN STORAGE RINGS

In the ordinary three-dimensional radiative method of cooling of electron beams a laser beam overlaps an electron beam, its transverse position is motionless, all electrons interact with the laser beam independent of their energy and amplitude of betatron oscillations. A friction originating in the process of emission (scattering) of laser photons by electrons leads to a damping of amplitudes of both betatron and phase oscillations of electrons. The damping is because of the friction force is parallel to the electron velocity, and therefore the momentum losses include both the transverse and longitudinal ones. The longitudinal momentum losses are compensated by a radio frequency accelerating system of the storage ring. Meanwhile the longitudinal momentum of the electron tends to a certain equilibrium. The transverse vertical and radial momenta disappear irreversibly. The difference in rates of momentum loss of electrons having maximum and minimum energies in the beam is small, and that is why the cooling time of the electron beam is high.

When a cooling is produced in a dispersion-free straight section and the laser beam intensity is constant inside the area of the laser beam occupied by a being cooled electron beam, then the damping times of the horizontal vertical and phase oscillations are:

$$\tau_x = \tau_y = \tau_z = \frac{2}{\bar{P}}; \quad (1)$$

where \bar{P} is the average power of the radiation scattered by the electron of the energy γ .

The coupling arising in non-zero dispersion straight sections of the storage rings leads to a redistribution of the longitudinal and radial damping times when the radial gradient of the laser beam intensity is introduced.

The method of enhanced one-dimensional laser cooling of ion beams is based on the resonance Rayleigh scattering of laser photons by not fully stripped ion beams or by complicated nuclei. In this method the laser beam overlaps the ion beam and has a chirp of frequency. Ions interact with the laser beam at resonance energy, decrease their energy in the process of the laser frequency scanning until all of them reach the minimum energy of ions in the beam. At this frequency the laser beam is switched off. The higher energy of ions the longer the time of interaction of ions with the laser beam. Ions of minimum energy do not interact with the laser beam at all. In such a way, in this method, the selective interaction is realized. The damping time of the ion beam in the longitudinal plane is determined by the dispersion of its energy spread $\Delta\gamma$.

$$\tau = \frac{2}{\bar{P}}; \quad (2)$$

According to (1), the damping times of betatron and phase oscillations in the three-dimensional radiative method of cooling are equal to the time interval necessary for the electron energy loss, which is about the two-fold and four-fold initial energy of the electron, accordingly. The damping time (2) is $\tau = 10^3$ times less than (1).

A one-dimensional method of ion cooling has been realized by now [1] – [5]. A three-dimensional radiative method of laser cooling of ion beams by broadband laser beams was suggested and developed in [6] – [9] by the analogy with the synchrotron radiation damping of amplitudes of betatron and phase oscillations of particles in storage rings¹. The electron version of the three-dimensional radiative cooling was developed by

¹ The difference in cooling of electron and ion beams is in the dependence of the average power of scattered radiation on the relative energy $(\bar{P}_e \propto \gamma^2, \bar{P}_{ion} \propto \gamma)$ and in the finite decay time of ions excited in the process of the Rayleigh scattering. The latter may be neglected when length of the ion decay is much less than that of the period of ion betatron oscillations [6], [8].

Zh.Huang and R.D.Ruth [10]. They paid attention to the possibility to store laser wavepackets of picosecond duration and high intensity, $I \sim 10^{17} \text{ W/cm}^2$ (magnetic field strength, $B \sim 2 \cdot 10^5 \text{ G}$) in the optical high- Q resonator to interact repetitively with a circulating electron beam in a storage ring of the energy $10 \text{--} 10^5 \text{ MeV}$ for the rapid cooling of the beam, counterbalancing of the intrabeam scattering, and x-ray generation. Below the enhanced methods of radiative laser cooling of electron beams in storage rings are discussed [11], [12].

III. ENHANCED LASER COOLING OF ELECTRON BEAMS

The enhanced cooling of particle beams either in the longitudinal or transverse planes can be done by using a universal kind of selective interaction of particles with laser beams and media targets. Selective interaction means that the laser beam or media target interacts with one part of the being cooled beam and does not interact with the rest.

A. Cooling methods based on selective interaction of electron and laser beams and on dispersion coupling of the transverse and longitudinal motion of electrons in storage rings

For the sake of simplicity we will neglect the emission of the synchrotron radiation in the bending magnets of the storage rings, supposing that the RF system of a storage ring is switched off and the laser beams are homogeneous and have sharp edges in the radial directions. We suppose that the dispersion of the energy loss of electrons in the laser beam is small and the jump of their instantaneous orbits caused by the energy loss is less than the amplitude of betatron oscillations.

In a smooth approximation, the movement of an electron relative to its instantaneous orbit is described by the equation

$$x = A \cos(\omega t + \varphi): \quad (3)$$

where $x = x - x_0$ is the electron deviation from the instantaneous orbit x_0 ; x , its radial coordinate; A and ω , the amplitude and the frequency of betatron oscillations.

If the coordinate x_0 and transverse radial velocity of the electron $\dot{x}_0 = A \omega \sin(\omega t + \varphi)$ correspond to the moment t_0 of change of the electron energy in a laser beam then the amplitude of betatron oscillations of the electron before an interaction is $A_0 = \sqrt{x_0^2 + \dot{x}_0^2}$. After the interaction, the position of the electron instantaneous orbit will be changed by a value Δx , the deviation of the electron relative to the new orbit will be $x_0 + \Delta x$, and the change of its transverse velocity can

be neglected². The new amplitude of the electron betatron oscillations will be $A_1 = \sqrt{(x_0 + \Delta x)^2 + \dot{x}_0^2}$ and the change of the square of the amplitude

$$(A)^2 = A_1^2 - A_0^2 = 2x_0 \Delta x + (\Delta x)^2: \quad (4)$$

When $\dot{x}_0 \ll \dot{x}_0 < A_0$ then in the first approximation the value $A = \sqrt{(x_0 + \Delta x)^2 + \dot{x}_0^2}$. From this it follows that to produce the enhanced cooling of an electron beam in the transverse plane we must create such conditions when electrons interact with a laser beam under deviations from the instantaneous orbit x_0 of one sign ($x_0 < 0$, when the dispersion function is positive $\partial x / \partial t > 0$ or in the opposite case $x_0 > 0$, $\partial x / \partial t < 0$). In this case the value A has one sign and the rate of change of amplitudes of betatron oscillations of electrons $\partial A / \partial t$ is maximum. A selective interaction of electrons with the laser beam is necessary to realize this case.

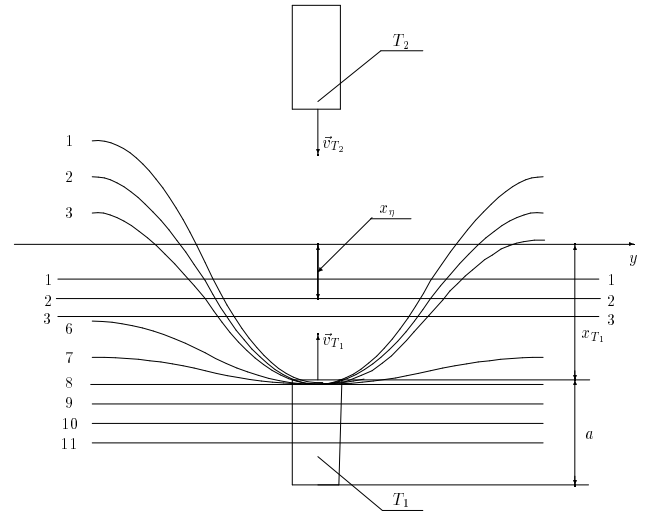


FIG. 1: The scheme of the enhanced electron cooling. The axis "y" is the equilibrium orbit of the storage ring; T_1 and T_2 the laser beams. The transverse positions of laser beams are displaced with the velocity $v_{T1,2}$ relative to the equilibrium orbit, 1-1, 2-2, ... the location of the instantaneous electron orbit, and 1,2,3, ... the electron trajectories after 1,2,3, ... events of the energy loss.

In Fig.1, two schemes of a selective interaction of electron and laser beams are shown for cooling of electron beams in the transverse and longitudinal planes. For the transverse cooling, the laser beam T_1 is used. At the initial moment it overlaps a small external part of the

² It means that we neglect a weak ordinary damping of amplitudes of betatron oscillations determined by a loss of the transverse electron momentum.

electron beam in the radial direction in the straight section of the storage ring with non zero dispersion function. First electrons with largest initial amplitudes of betatron oscillations interact with the laser beam. Immediately after the interaction and loss of the energy the position and direction of momentum of an electron remain the same, but the instantaneous orbit is displaced inward in the direction of the laser beam. The radial coordinate of the instantaneous orbit and the amplitude of betatron oscillations are decreased to the same value owing to the dispersion coupling. After every interaction the position of the instantaneous orbit approaches the laser beam more and more, and the amplitude of betatron oscillations is coming smaller. It will reach some small value when the instantaneous orbit reaches the edge of the laser beam. When the depth of dipping of the instantaneous orbit of the electron in the laser beam becomes greater than the amplitude of its betatron oscillations, the orbit will continue its movement in the laser beam with constant velocity. The amplitude of betatron oscillations will not be changed.

The degree of overlapping is changed by moving uniformly the laser beam position from inside in the direction of the being cooled electron beam with some velocity v_{T_1} ³. When the laser beam reaches the instantaneous orbit corresponding to electrons of maximum energies then the laser beam must be switched off and returned to a previous position. All electrons of the beam will have small amplitudes of betatron oscillations and increased energy spread. Electrons with high amplitudes of betatron oscillations will start to interact with a laser beam first, their duration of interaction and absolute decrease of amplitudes of betatron oscillations will be higher.

To realize the enhanced cooling of an electron beam in the longitudinal plane we can use a laser beam T_2 located in the straight section of a storage ring with non zero dispersion function (see Fig.1). The radial laser beam position is moving uniformly from outside in the direction of the being cooled electron beam with a velocity v_{T_2} higher than maximum velocity of the electron instantaneous orbit deepened in the laser beam. At the initial moment, the laser beam overlaps only a small part of the electron beam. The degree of overlapping is changed in such a way that electrons of maximum energy, first and then electrons of lesser energy, come into interaction. When the laser beam reaches the orbit of electrons of minimum energy then it must be switched off and returned to the previous position. In this case, the rate of the energy loss of electrons in the beam will not be increased, but the difference in duration of interaction and hence in the energy losses of electrons having maximum and minimum

energies will be increased essentially. As a result all electrons will be gathered at the minimum energy in a short time.

B. Interaction of electron beams with transversely moving laser beams

In the methods of enhanced laser cooling of electron beams the internal and external laser beam positions are displaced in the transverse directions (see Fig.1). Below the evolution of amplitudes of betatron oscillations and positions of instantaneous orbits in the process of the energy loss of electrons in laser beams will be analyzed.

The velocity of an electron instantaneous orbit \underline{x} depends on the distance $x_{T_{1,2}}$ between the edge of the laser beam and the instantaneous orbit, and on the amplitude of betatron oscillations. When the orbit enters the laser beam at the depth higher than the amplitude of betatron oscillations then electrons interact with the laser beam every turn and their velocity reaches the maximum value \underline{x}_{in} which is given by the intensity and the length of the interaction region of the electron and laser beams. In the general case, the velocity \underline{x} can be presented in the form $\underline{x} = W \underline{x}_{in}$, where W is the probability of an electron crossing the laser beam. W is the ratio to a period of a part of the period of betatron oscillations of the electron determined by the condition $j_{T_{1,2}} x \leq j_0$. When the deviation of the electron from the instantaneous orbit at azimuths of the laser beam is directed to the laser beam and is greater than the distance between the orbit and the laser beam. When the length of the laser beam is much less than the length of the period of electron betatron oscillations, the probability can be presented in the form $W = '_{1,2}$, where $'_1 = \arccos 1$, $'_2 = \arccos 2$, $'_{1,2} = (x_{T_{1,2}} - x)/A$, indices 1,2 correspond to laser beams.

The behavior of the amplitudes of betatron oscillations of electrons, according to (4), is determined by the equation $\partial A / \partial x = \langle x_0 \rangle / A$, where $\langle x_0 \rangle$ is the electron deviation from the instantaneous orbit averaged through the range of phases $2'_{1,2}$ of betatron oscillations where electrons cross the laser beam. The value $\langle x_0 \rangle = A \text{sinc}'_{1,2}$, where $\text{sinc}'_{1,2} = \text{sin}'_{1,2} / '_{1,2}$, signs + and - are related to the first and second laser beams. Thus the cooling processes are determined by the system of equations

$$\frac{\partial A}{\partial x} = \text{sinc}'_{1,2}; \quad \frac{\partial x}{\partial t} = \frac{x_{in}}{t} '_{1,2} \quad (5)$$

From equations (5) and the expression $\partial A / \partial x = [\partial A / \partial t] / [\partial x / \partial t]$ it follows:

$$\frac{\partial A}{\partial t} = \frac{x_{in}}{t} \text{sinc}'_{1,2} = \frac{x_{in}}{t} \frac{1}{'_{1,2}} \quad (6)$$

Let the initial instantaneous electron orbits be distributed in a region $x_{in,0}$ relative to the location of the

³ Instantaneous orbits can be moved in the direction of the laser beam, instead of moving of a laser beam. A kick, decreasing of the value of the magnetic field in bending magnets of the storage ring, a phase displacement or eddy electric fields can be used for this purpose.

middle instantaneous orbit \bar{x} , and the initial amplitudes of electron radial betatron oscillations A_0 be distributed in a region x_{j0} relative to their instantaneous orbits, where x_{j0} and x_{j0} are dispersions. The dispersion x_{j0} is determined by the initial energy spread ϵ_{j0} .

Suppose that the initial spread of amplitudes of betatron oscillations of electrons x_{j0} is identical for all instantaneous orbits of the beam. The velocities of the instantaneous orbits in a laser beam $x_{in} < 0$, the transverse velocities of the first laser beams $v_{T1} > 0$, and $v_{T2} < 0$. Below we will use the relative radial velocities of the laser beam displacement $k_{1,2} = v_{T1,2}/x_{in}$, where $v_{T1,2} = dx_{T1,2}/dt$. In our case $x_{in} < 0$, $k_1 < 0$, $k_2 > 0$, $k_{1,2} j < 1$.

From the definition of $_{1,2}$ we have a relation $x = x_{T1,2} - _{1,2}A(_{1,2})$. The time derivative is $dx/dt = v_{T1,2} - [A + _{1,2}(dA/d_{1,2})]_{1,2} = dt$. Equating this value to the second term in (5) we will receive the time derivative

$$\frac{d_{1,2}}{dt} = \frac{x_{in}}{A(_{1,2}) + _{1,2}(dA/d_{1,2})} : \quad (7)$$

Using this equation we can transform the first value in (5) to the form $\sin'_{1,2}(_{1,2}) = (dA/d_{1,2})(_{1,2}) = (dx/dt) = (k_{1,2} - _{1,2})(dA/d_{1,2}) = [A + _{1,2}(dA/d_{1,2})]_{1,2}$ which can be transformed to $d \ln A = d_{1,2} = \sin'_{1,2} = k_{1,2} - _{1,2} \sin'_{1,2}$: The solution of this equation is

$$A = A_0 \exp \int_{_{1,2;0}}^{_{1,2}} \frac{\sin'_{1,2} d_{1,2}}{k_{1,2} - (_{1,2} \sin'_{1,2})} ; \quad (8)$$

where the index 0 correspond to the initial time. Substituting the values A and $dA/d_{1,2}$ determined by (8) in (7) we find the relation between time of observation and parameter $_{1,2}$

$$t - t_0 = \frac{A_0}{x_{in} j} (k_{1,2}; _{1,2}); \quad (9)$$

where $(k_{1,2}; _{1,2}) = \int_{_{1,2;0}}^{_{1,2}} A(_{1,2}) = f A_0 [k_{1,2} - (_{1,2} \sin'_{1,2})] d_{1,2}$:

The equations (9) determine the time dependence of the functions $_{1,2}(t - t_0)$. The dependence of the amplitudes $A[_{1,2}(t - t_0)]$ is determined by the equation (8) through the functions $_{1,2}(t - t_0)$ in a parametric form. The dependence of the position of the instantaneous orbit follows from the definition of $_{1,2}$

$$x(t - t_0) = x_{T1,2} + v_{T1,2}(t - t_0) - A[_{1,2}(t - t_0)] \quad (10)$$

The function $(k_2; _2)$ for the case $k_2 > 0$ according to (9) can be presented in the form

$$(k_2; _2) = \int_{_2}^{Z_1} dx \exp \int_{_2}^{Z_1} x$$

$$\frac{p}{k_2} \frac{1}{\arccos x + \frac{p}{x} \frac{1}{x^2}} dt = (k_2 \arccos x + \frac{p}{x} \frac{1}{x^2}) dt : \quad (11)$$

The instantaneous orbits of electrons having initial amplitudes of betatron oscillations A_0 will be deepened into the laser beam to the depth greater than their initial amplitudes of betatron oscillations A_f at a moment t_f . According to (9), $t_f = t_0 + A_0 (k_2; _{2;f}) = j_{in} j$, where $_{2;f} = (_{2;f}) = 1$. During the interval $t_f - t_0$ the laser beam T_2 will pass a way $l_f = j_{T2} j(t_f - t_0) = k_2 (k_2; _{2;f}) A_0$. The dependence $(k_2; _{2;f})$ determined by (11) is presented in Table 1.

Table 1

k_2	1.0	1.02	1.03	1.05	1.1	1.2	1.3	1.4	1.5	1.7	2.0
	1	13.8	9.90	6.52	3.71	2.10	1.51	1.18	.98	.735	.538

Numerical calculations of the dependence $(k_2; _2)$ on $_2$ for the cases $k_2 = 1.0$, $k_2 = 1.1$ and $k_2 = 1.5$ are presented in Tables 2, 3, and 4, respectively. It can be presented in the next approximate form

$$(k_2; _2) \approx C_3(k_2) \left(\frac{1}{k_2 + _2} \right); \quad (12)$$

where $C_3(k_2) \approx 0.492 - 0.680(k_2 - 1) + 0.484(k_2 - 1)^2 + \dots$, $[(1 - _2) = (k_2 + _2)]_{k_2=1} \rightarrow (1 - _2) = (1 + _2)$.

Table 2 $(k_2 = 1.0)$

$_2$	1.0	0.5	0.2	0	-0.2	-0.5	-0.8	-0.9	-1.0
	0	.182	.341	.492	.716	1.393	4.388	10.187	-1

Table 3 $(k_2 = 1.1)$

$_2$	1.0	0.5	0.2	0	-0.2	-0.5	-0.8	-0.9	-1.0
	0	.163	.300	.423	.595	1.033	2.076	2.759	3.710

Table 4 $(k_2 = 1.5)$

$_2$	1.0	0.5	0.2	0	-0.2	-0.4	-0.6	-0.8	-1.0
	0	0.116	0.202	0.273	0.359	0.466	0.602	0.772	0.980

C. The enhanced transverse laser cooling of electron beams

In the method of the enhanced transverse laser cooling of electron beams a laser beam T_1 is located in the region

$(x_{T_1}, x_{T_1} + a)$, where a is the laser beam width (Fig.1). The degree of the transverse cooling of the electron beam is determined by (8). The final amplitude in this case can be presented in the form

$$A_f = A_0 \exp \left[\frac{Z}{k_1} \frac{1}{1 + \arccos \frac{1}{k_1}} \right] : \quad (13)$$

The numerical calculations of the dependence of the ratio A_f/A_0 on the relative radial velocity k_1 of the laser beam displacement are presented in Fig.2 and Table 5 for the case $z_{1,0} = 1$, $z_{1,f} = 1$. This dependence can be presented by the approximate expression

$$A_f/A_0 \approx \frac{k_1}{k_1 + 1} : \quad (14)$$

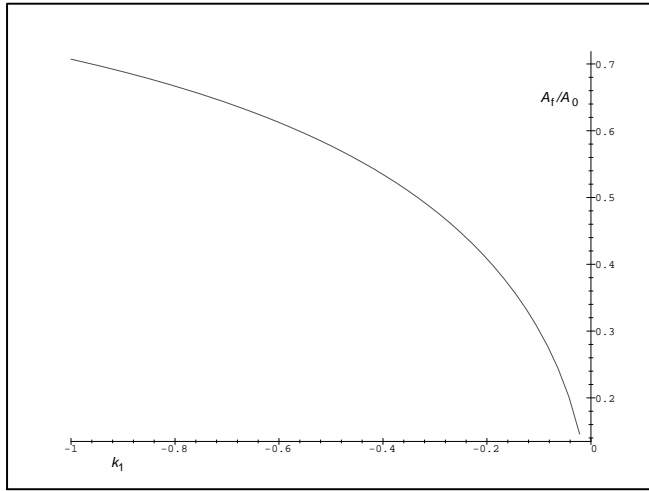


FIG. 2: The dependence of the ratio A_f/A_0 on k_1 .

Table 5

k_1	0	0.2	0.4	0.6	0.8	1.0
A_f/A_0	0	0.408	0.535	0.612	0.667	0.707

The time of the laser beam cooling is $x_{1,1}$ and the total radial dimension of the beam is equal to

$$x_{1,1} \approx \frac{x_{1,0}}{v_{T_1}}; \quad x_{1,f} \approx \frac{x_{1,0}}{k_1} + x_{1,0}; \quad (15)$$

where $x_{1,0} = x_{1,0} + x_{1,0}$ is the total initial radial dimension of the electron beam. For the time $x_{1,1}$ the instantaneous orbits of electrons of a beam having minimum energy and maximum amplitudes of betatron oscillations at $k_1 = 1$ pass the distance $x_{1,1}$.

According to (14) and (15) the enhanced transverse laser cooling leads to an appreciable degree of cooling of electron beams in the transverse plane and a higher degree of heating in the longitudinal plane. In this case it is

desirable to use the straight sections with low-beta and high dispersion functions when lesser events of photon emission are required to cool the beam in the transverse direction, as the change of amplitudes of betatron oscillations of electrons is of the order of the change of positions of their instantaneous orbits. Meanwhile, the spread of amplitudes of betatron oscillations is small and the step between positions of instantaneous orbits is high.

Similar method of interaction of external and internal targets with proton beams was described in 1956 by O'Neil [13, 14]. However, O'Neil considered the question of damping of betatron oscillations of proton beams in the transverse direction by means of motionless solid wedge-shaped material targets. The targets in that case could not provide any enhanced cooling⁴. They could be used for injection and capture of only one portion of protons. For the multi-cycle injection and storage of protons O'Neil suggested an ordinary three-dimensional ionization cooling based on a thin hydrogen jet target located in a working region of the storage ring.

D. The enhanced longitudinal laser cooling of electron beams

In the method of the enhanced longitudinal laser cooling of electron beams a laser beam T_2 is located in the region $(x_{T_2}, x_{T_2} + a)$ (see Fig.1). Its radial position is displaced uniformly with the velocity $v_{T_2} < 0$, $j_{T_2} > j_{in}$ from outside of the working region of the storage ring in the direction of a being cooled electron beam. The instantaneous orbits of electrons will go in the same direction with a velocity $j > j_{in}$ beginning from the moment of their first interaction with the laser beam. When the laser beam reaches the instantaneous orbit of electrons having minimum initial energies it must be removed to the initial position.

The law of change of the amplitudes of electron betatron oscillations is determined by (8), which can be presented in the form

$$A = A_0 \exp \left[\frac{Z}{k_2} \frac{1}{1 + \arccos \frac{1}{k_2}} \right] : \quad (16)$$

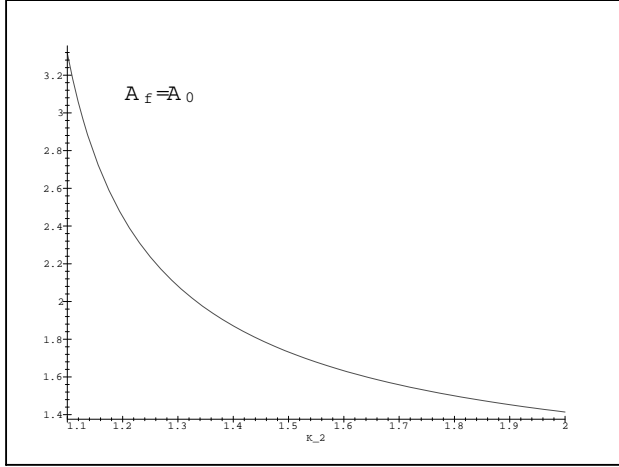
The dependence of the ratio of a final amplitude of electron betatron oscillations $A_f = A(z = 1)$ to the initial one on the relative velocity k_2 of the second laser beam is presented in Table 6 and Fig.3. This ratio can be presented by the next approximate expression

$$A_f/A_0 \approx \frac{k_2}{k_2 + 1} : \quad (17)$$

⁴ An internal target could be rotated out of the medium plane only to prevent the proton beam losses when the positions of instantaneous orbits reached the edge of the storage ring.

Table 6

k_2	1.0001	1.001	1.01	1.1	1.5	2.0
$A_f=A_0$	100.005	31.64	10.04	3.32	1.73	1.414

FIG. 3: The dependence of the ratio $A_f=A_0$ on k_2 .

The evolution of instantaneous orbits of electrons interacting with the laser beam depends on the initial amplitudes of betatron oscillations of these electrons. First of all the laser beam T_2 interacts with electrons having the largest initial amplitudes of betatron oscillations $A_0 = x_{jb;0}$ and the highest energies. The instantaneous orbit of these electrons, according to (8) – (10), is changed by the law $x_1 = x_{T_2;0} + v_{T_2}(t - t_1) - x_{jb}(t_2)$ up to the time $t = t_f$, where t_1 is the initial time of interaction of electrons with the laser beam. At the same time instantaneous orbits x_2 of electrons having the same maximum energy but zero amplitudes of betatron oscillations are at rest up to the moment $t_{02} = t_1 + x_{jb;0}/v_{T_2}$. The orbit x_1 is displaced relative to the orbit x_2 by the distance $x_{1-2} = (x_1 - x_2)$. At the moment t_{02} , when $x_2 = x_{T_2}$, this distance reaches the minimum

$$x_{1-2m}(t_{02}) = x_2(t_{02}) - x_{jb}(t_{02}) < 0; \quad (18)$$

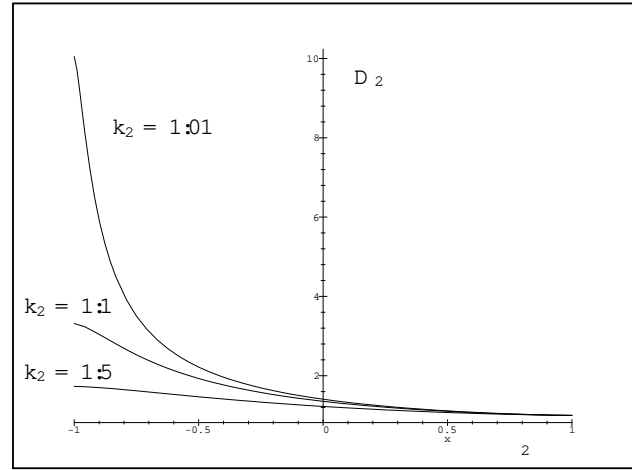
where the parameter $x_2(t_{02})$, according to (9) and the condition $jv_{T_2}j(t_{02} - t_1) = x_{jb;0}$, will be determined by the equation $[k_2; x_2(t_{02})] = 1 = k_2$. The value $[k_2; x_2(t_{02})]j_{2,1}' = 1$, $x_2(k_2; t_{02})j_{2,1}' = 0.22$ (see Tables 2-4), $x_{jb}(t_{02}) = 1.26 x_{jb;0}$ and the distance $jx_{1-2}(t_{02})j' = 0.28 x_{jb;0}$. This distance is decreased with increasing k_2 .

The instantaneous orbit of particles x_2 inside the interval $t_{02} < t - t_1$ is changed by the law $x_2 = x_{T_2;0} + x_{jb;0} + x_{in}(t - t_1 - x_{jb;0}/v_{T_2})$ and the distance

$$x_{1-2} = \frac{(k_2 - 1)}{k_2} [x_{jb;0} + v_{T_2}(t - t_1)] - x_{jb}(t_2) =$$

$$\left[\frac{k_2 - 1}{k_2} \left(\frac{L_{T_2}}{x_{jb;0}} - 1 \right) + x_{2D_2} \right] x_{jb;0}; \quad (19)$$

where $D_2 = D_2(k_2; x_2) = x_{jb} = x_{jb;0}$, $L_{T_2} = x_{T_2} - x_{T_2;0} = k_2(k_2; x_2) x_{jb;0}$ is the displacement of the laser beam. The typical dependence D_2 defined by (19) is presented in Fig.4.

FIG. 4: The dependence on x_2 of the ratio of a current amplitude of betatron oscillations to an initial amplitude $D_2 = A/A_0 = x_{jb}/x_{jb;0}$.

When $t > t_f$ then the value $x_2 = x_{2f} = 1$, $L_{T_2} = L_f$, $D_2 = \frac{1}{k_2 - 1}$ and (19) have the maximum

$$x_{1-2}j_{>t_f} = \left[\frac{k_2 - 1}{k_2} + \frac{r}{k_2 - 1} \right]$$

$$(k_2 - 1) (k_2; x_{2f})] x_{jb;0}; \quad (20)$$

The instantaneous orbit x_2 will be at a distance $x_{2-3} = [(k_2 - 1)/k_2] x_{jb;0}$ from the motionless instantaneous orbits of betatron oscillations x_3 of electrons having minimum energy and zero amplitudes of betatron oscillations when the laser beam is stopped at the position x_3 .

If we take into account that the instantaneous orbits of electrons having maximum amplitudes of betatron oscillations and the minimum energy are below the instantaneous orbits of electrons having zero amplitudes of betatron oscillations and minimum energy, by the value

at some energy lesser than minimal. The enhanced transverse laser cooling method is, at the same time, the enhanced longitudinal method for ion beams. Cooling of ions in both planes is possible in radio frequency buckets as well.

V. CONCLUSION

In this paper we have presented methods of enhanced laser cooling of particle beams in transverse and longitudinal planes. We hope that these methods can be used for cooling of ion and muon beams in storage rings intended

for the elementary particle physics. The development and adoption of these methods can lead to new generations of light sources of spontaneous incoherent and stimulated radiation from optical to X-ray and γ -ray regions based on electron and ion storage rings [9, 10, 20]. Using of circular polarized laser beams for cooling can lead to a longitudinal polarization of stored electron beams in storage rings with more complicated lattices [21] – [23]. Hard circular polarized powerful photon beams produced in the process of the Backward Compton Scattering of laser photons by electrons in storage rings can be used for a production in material targets of longitudinally polarized positron beams for linear colliders [24].

-
- [1] P.J.Channell, Journal of Apply Physics, v. 52(6), p.3791 (1981).
 - [2] P.J.Channell, L.D.Selvo, R.Bonifacio, W.Barletta, Optics Communications, v.116, (1995), p.374.
 - [3] S.Shroder, R.Clein, N.Boos, M.Gerhard, R.Grieser, G.Huber, A.Karalidis, M.Krieg, N.Schmidt, T.Kuhl, R.Numann, V.Balykin, M.Grieser, D.Habs, E.Jaeschke, D.Kramer, M.Kristensen, M.Musik, W.Petrich, D.Schwalm, D.Sigay, M.Steck, B.Wanner, A.Wolf, Phys. Rev. Lett., v. 64, No 24, p.2901 (1990).
 - [4] J.S.Hangst, M.Kristensen, J.S.Nielsen O.Poulsen, J.P.Schiffer, P.Shi, Phys. Rev. Lett., v. 67. 1238 (1991).
 - [5] J.S.Hangst, K.Berg-Sorensen, P.S.Jessen, M.Kristensen, K.Molmer, J.S.Nielsen, O.Poulsen, J.P.Schier, P.Shi, Proc. IEEE Part. Accel. Conf., San Francisco, May 6–9, NY, 1991, v.3, p.1764.
 - [6] E.G.Bessonov, Proc. of the Internat. Linear Accel. Conf. LINAC 94, Tsukuba, KEK, August 21–26, 1994, Vol.2, pp.786–788; Journal of Russian Laser Research, 15, No 5, (1994), p.403.
 - [7] E.G.Bessonov, Nucl. Instr. Meth. v.A 358, (1995), pp. 204–207.
 - [8] E.G.Bessonov and Kwang-Je Kim, Preprint LBL-37458 UC-414, June 1995; Phys. Rev. Lett., 1996, vol.76, No 3, p.431.
 - [9] E.G.Bessonov, K.-J.Kim, Proc. of the 1995 Part. Accel. Conf. and Int. Conf. on High-Energy Accelerators, p.2895; Proc. 5th European Particle Accelerator Conference, Sitges, Barcelona, 10–14 June 1996, v.2, p.1196.
 - [10] Zh.Huang, R.D.Ruth, Phys. Rev. Lett., v.80, No 5, 1998, p.976.
 - [11] E.G.Bessonov, K.-J.Kim, F.Willeke, physics/9812043.
 - [12] E.G.Bessonov, physics/0001067.
 - [13] O'Neil G., Phys. Rev., 102, 1418 (1956);
 - [14] A.Shoch, Nucl. Instr. Meth, v.11, p.40 (1961).
 - [15] K.W.Robinson, Phys. Rev., 1958, v.111, No 2, p.373.
 - [16] A.Homan, R.Little, J.M.Peterson, Proc. VI Int. Conf. High Energy Accel. Cambridge (Mass.), 1967, p.123.
 - [17] H.Okamoto, A.M.Sessler, and D.Mohl, Phys. Rev. Lett. 72, 3977 (1994).
 - [18] T.Kihara, H.Okamoto, Y.Iwashita, K.Oide, G.Lamanna, J.Wei, Phys. Rev. E, v.59, No 3, p.3594, (1999).
 - [19] D.V.Neuffer, Nucl. Instr. Methods, 1994, v.A 350, p.24.
 - [20] E.G.Bessonov, Proc. of the ESRF-ICFA WS "4th generation light sources", 1996, ESRF, Grenoble, France, p.WG 2-108.
 - [21] Yu.Bashmakov, E.Bessonov, Ya.Vazdik, Sov. Phys. Tech. Letters, v.1, p.239 (1975); Proc. 5th All-Union meeting on charged particle accel., "NAUKA", Moscow, 1977, v.1, p.277.
 - [22] Ya.S.Derbenev, A.M.Kondratenko, E.L.Saldin, Nucl. Instr. Meth., v. 165 (1979), p.201.
 - [23] J.E.Cendenin, SLAC-PUB-8465, 20 July 2000; 9th W S on Advanced Accelerator Concepts AAC 2000, Santa FE, Hilton, June 10–16, 2000, Edited by P.L.Colestock, S.Kelley, p.563.
 - [24] E.G.Bessonov, Proc. 15th Int. Accelerator Conf. on High Energy Accelerators, v.1, p.138, 1992, Hamburg, Germany.